

SYLVANIA

lamps

2010-11



SYLVANIA

□	INTRODUCTION	2-6
□	GUIDE TO SYMBOLS	7
■	INCANDESCENT	8-29
■	TUNGSTEN HALOGEN	30-67
■	LED	68-81
■	COMPACT FLUORESCENT	82-113
■	FLUORESCENT TUBES	114-139
■	HID	140-179
■	SPECIAL APPLICATIONS	180-217
■	INDEX	218-224



ERLANGEN (GERMANY)



NEEMRANA (INDIA)



TIENEN (BELGIUM)



HAVELLS SYLVANIA

Havells Sylvania is a leading full-spectrum provider of lighting solutions building on a century of expertise in lamps and fixtures. All over the world, people rely on powerful brands like Concord®, Lumiance® and Sylvania®* for top quality, energy-efficient solutions to their individual lighting needs.

Formed in April 2007, Havells Sylvania is owned by Havells India Ltd. Havells is one of the largest and fastest growing manufacturers of electrical components and systems in India. With 94 branches and representative offices and 8,000 professionals in more than 50 countries, the group has grown rapidly to a 1 billion US\$ company.

At 15 manufacturing plants in India, Europe, Latin America & Africa, the group produces globally acclaimed products such as switchgear, cables, wires, fixtures and lamps.

* In Australia, Canada, Mexico, New Zealand, Puerto Rico and the USA the brand name is with different owners.

SYLVANIA LAMPS

Havells Sylvania is one of the world's largest producers of light sources and manufactures a wide range of lamps: incandescent, halogen, low-energy, fluorescent, LED and a comprehensive range of HID lamps and other specialist lighting products for the professional specifier and user.

Sylvania lamps are distributed from stock, via our national sales organisations around the world, to original equipment manufacturers and retail outlets and through professional wholesale distribution to installers and end users.

FACTORIES

Sylvania has created Competency Centres for its major lamp product groups – bringing specific design, marketing and production engineering skills, for each key lamp group, together in one place: to co-ordinate and focus the years of experience this brings to new product development; and to bring products into the marketplace efficiently and effectively.

- **Erlangen** (Germany): produces fluorescent lamps of all types.
- **Neemrana** (India): produces innovative, energy-saving compact fluorescent lamps.
- **Tienen** (Belgium): specialises in low voltage and mains voltage halogen lamps, HID lamps, incandescent lamps and LEDs.



INCANDESCENT LAMPS

Incandescent lamps remain highly popular for home lighting. Research shows that new shapes and colour tones will stimulate consumers to buy light bulbs which add atmosphere to every part of the home.



TUNGSTEN HALOGEN LAMPS

Low voltage tungsten halogen lamps come in many forms and sizes and thanks to a highly advanced and precise technique, are also available in low-pressure versions, which allow free burning in open fixtures. Sylvania's mains voltage tungsten halogen lamps, including the 4000 hours HI-SPOT[®] SUPERIA range, combine beautiful bright halogen light with the many advantages of mains voltage.



LED

LEDs are becoming more and more efficient and applicable for accent lighting purposes. They are available in various shapes, intensities, beam angles and colours. To meet the need for difficult to service, long lasting light source, LEDs are the perfect solution. The small dimensions of these light sources and the easy connectivity make them popular in the creation of staggering easy to install lighting effects.

Sylvania offers a comprehensive range of mounted LED light sources. This range covers the widest application possibilities for accent light solutions. For specific needs and tailor made solutions, Sylvania is always able to offer an LED module that fits the need of our customer.



COMPACT FLUORESCENT LAMPS

Compact fluorescent lamps meet the growing need for energy-efficient, long lasting, light sources for a wide variety of commercial and domestic applications. The Sylvania Lynx range offers comprehensive solutions for diverse applications.

The Highly successful Mini-Lynx Fast-Start range offers unique compactness and is designed to replace standard incandescent GLS lamps in any application where they are used, while using a fifth of the energy and lasting six to fifteen times longer (6000 to 15000 hours) – reducing both energy bills and lamp changes. Lynx and Mini-Lynx lamps share the same common features of long life, high colour rendering and constant light output throughout life.

LAMP RANGE



➤ Incandescent	8-29
➤ Tungsten Halogen	30-67
➤ LED	68-81
➤ Compact Fluorescent	82-113
➤ Fluorescent Tubes	114-139
➤ H.I.D.	140-179
➤ Special Applications	180-217



FLUORESCENT TUBES

The key benefits of fluorescent lamps are their proven efficiency and long lamp life and their suitability for use with magnetic ballasts or electronic control gear.

There have been significant improvements in recent years in lamp efficacy, colour rendering, lumen maintenance and lamp life. Perhaps the most important improvement has been the use of advanced phosphors, which offer high efficacy and excellent colour rendering.

Sylvania offers a comprehensive range of high-efficiency fluorescent lamps in various lengths, diameters, wattages, colours as well as lamps for a wide range of specialist applications.



HID LAMPS

High Intensity Discharge lamps provide excellent luminous efficiency, long life and colour rendering to meet a variety of lighting needs, in both indoor applications – shops and industry for example – and exterior applications such as street and architectural lighting.

Sylvania's ranges of discharge lamps are characterised by quality lamp materials, advanced manufacturing techniques and quality control procedures, which ensure their performance and reliability.





SPECIAL APPLICATION LAMPS

Sylvania offers a comprehensive range of lamps to meet a diverse range of specialist applications. This Special product range includes Photo-, Stage-, Petcare-, Studio-, Traffic- and Sun Tanning lamps.



GUIDE TO SYMBOLS

	Allowed lamp operating positions		Lamp should not be operated when the outer bulb is broken
	Universal burning position		Be aware of high temperatures when replacing lamp
	Horizontal burning position		Do not hold the lamp glass when installing or removing
	Vertical burning position		Switch off power supply before replacing lamp
	Incandescent Candle and Ball: Base up not allowed		Do not touch lamp with bare fingers when replacing lamp
	Lamp can be operated in luminaires without a protective shield		Energy saving
	Lamp should be operated only in a luminaire provided with a protective shield		Treat lamp as small chemical waste
	Lamp emits a high level of UV radiation		Open packaging and read instructions
	Reduced UV emissions		Read instructions before use
	Cool beam reflector		Lamp complies with legal standards
	Not dimmable		Lamp complies with legal standards
	Protection against water contact		Lamp complies with legal standards
	Internal ignitor		Grüne Punkt
	External ignitor		Bowl Mirror lamps
	Ballast is required		



Manufacturer's lamp cross reference

Sylvania	Osram	Philips	GE
GLS	Classic A shape	Standard A-shape	A-shape
GLS-T	Classic T60 shape	Standard T-shape	T-shape
Candle	B shape	Candle B shape	C-shape
Candle Twisted	Classic A shape	Standard A-shape	A-shape
Candle Windshape	Classic T60 shape	Standard T-shape	T-shape
Ball	Classic A shape	Standard A-shape	A-shape
Globe	G Shape	Globe G-Shape	G-Shape
Reflector	R Shape	SPOTONE R-Shape	R-Shape
PAR 38	PAR 38	SPOTONE PAR 38	PAR 38
Tubular T	Shape/Tubular	Tubular	T-Shape
Pygmy T	Shape/Pygmy	Pygmy	S-Shape
Striplights	Striplights	Linear T26/T37	Striplights
Linear Architectural	Linestra	Philinea T30	Architectural



INCANDESCENT



GLS LAMPS			12-15
GLS Clear A60/A55	12	GLS Extra Low Voltage	14
GLS Colour	13	GLS Rough Service	15



CANDLE LAMPS			16-18
Candle Clear	16	Candle Colour	18
Candle Twisted Clear	17	Candle Windshape	18



BALL LAMPS			20-21
Ball Clear	20	Ball Colour	21



REFLECTOR LAMPS			22-24
Reflector Standard	22	Crown Silvered & Gold	24
Reflector Colour	23		



PAR LAMPS			25
Par 38 Cool Beam	25		



TUBULAR LAMPS			26
Tubular Clear	26		




PYGMY LAMPS			27
Pygmy Clear/Oven/Refrigerator	27		



STRIPLIGHTS/LINEAR LAMPS			28
striplight/linear architectural	28		



Incandescent lamps, with a typical average rated life of 1000 hours, are still widely used throughout the world in commercial and domestic lighting applications. With a bright portfolio and shapes as GLS, GLS T, candle, Ball, Reflector, PAR, Tublar, Pygmy, Striplights, and linear architectural.





CLEAR

Clear GLS lamps deliver extra sparkle demanded for chandeliers and glass luminaires.



CLEAR CANDLE

Clear lamps have a crystal clear envelope for added sparkle, commercial and domestic decorative lighting application



CLEAR BALL

Round envelope, suitable for commercial and domestic decorative lighting



CANDLE WINDSHAPE

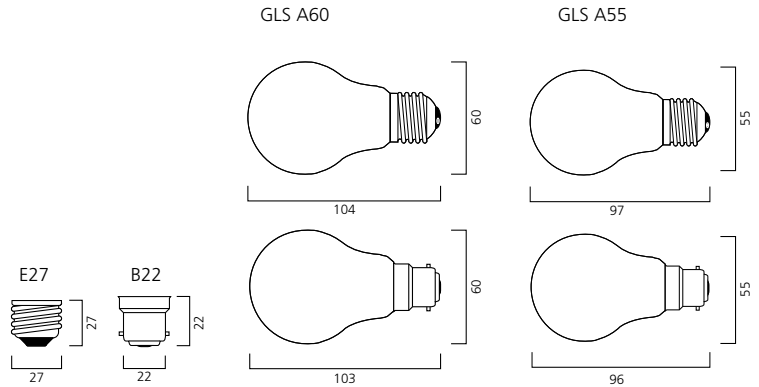
Now available in different colours and formats, including frosted and gold finish, and flicker candles.

GLS

Clear A60 / A55



- Standard pear shaped incandescent lamps with a crystal clear envelope
- Clear sparkling light
- Easy to operate
- Excellent colour reproduction
- Commercial and domestic lighting applications



GLS

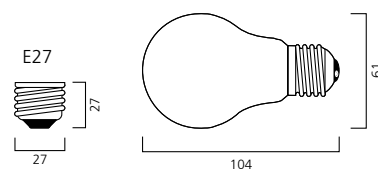
Code	Description	Watt	Volt	Cap	Lamp Finish	Luminous Flux	Packing Qty
GLS Clear A60							
0003030	15W 240V E27 Clear	15W	240V	E27	Clear	105lm	100
0003040	15W 240V B22 Clear	15W	240V	B22	Clear	105lm	100

Code	Description	Watt	Volt	Cap	Lamp Finish	Luminous Flux	Packing Qty
GLS Clear A55							
0003716	25W 230V Clear	25W	230V	E27	Clear	230 lm	100
0003726	40W 230V Clear	40W	230V	E27	Clear	415 lm	100
0003744	60W 230V Clear	60W	230V	E27	Clear	710 lm	100
0003749	60W 230V Clear	60W	230V	B22	Clear	710 lm	100
0003765	75W 230V Clear	75W	230V	E27	Clear	925 lm	100
0003770	75W 230V Clear	75W	230V	B22	Clear	915 lm	100
0003720	25W 240V Clear	25W	240V	E27	Clear	225 lm	100
0003723	25W 240V Clear	25W	240V	B22	Clear	225 lm	100
0003737	40W 240V Clear	40W	240V	E27	Clear	410 lm	100
0003740	40W 240V Clear	40W	240V	B22	Clear	410 lm	100
0003754	60W 240V Clear	60W	240V	E27	Clear	700 lm	100
0003773	75W 240V Clear	75W	240V	E27	Clear	915 lm	100

GLS Colour



- Pear shaped lamps with a choice of vivid coloured envelopes
- Choice of four colours: Blue, Red, Green and Yellow
- Weather resistant (Vacuum)
- To create a festive atmosphere e.g. lighting of Christmas trees, fairs, carnivals etc.
- Suitable for exterior applications



GLS COLOUR

Code	Description	Watt	Volt	Cap	Lamp Finish	Packing Qty
GLS Colour						
0008453	25W 240V E27 Blue	25W	240V	E27	Blue	100
0008454	25W 240V E27 Red	25W	240V	E27	Red	100
0008455	25W 240V E27 Green	25W	240V	E27	Green	100
0008456	25W 240V E27 Yellow	25W	240V	E27	Yellow	100

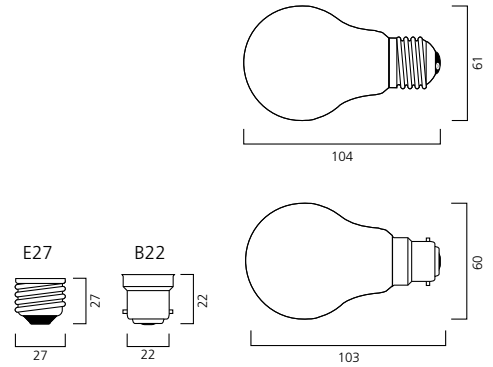


GLS

Extra Low Voltage




- Pear shaped incandescent lamps for operating on low voltage circuits
- Pearl or clear envelope
- Suitable for operation on low voltage circuits (24-25V)
- Extended lifetime of 2500 hours for 25W and 40W versions
- 1000 hour lifetime for 60W and 100W versions
- Suitable for emergency lighting, machines, signs and signal panels




GLS

Code	Description	Watt	Volt	Cap	Lamp Finish	Luminous Flux	Packing Qty
GLS Extra Low Voltage Clear							
0009668	25W 24-25V E27 Clear	25W	24-25V	E27	Clear	380 lm	100
0009696	40W 24-25V E27 Clear	40W	24-25V	E27	Clear	600 lm	100
0009694	40W 24-25V B22 Clear	40W	24-25V	B22	Clear	600 lm	100
0009728	60W 24-25V E27 Clear	60W	24-25V	E27	Clear	960 lm	100
0009780	100W 24-25V E27 Clear	100W	24-25V	E27	Clear	1800 lm	100
GLS Extra Low Voltage Pearl							
0009697	40W 24-25V E27 Pearl	40W	24-25V	E27	Pearl	600 lm	100
0009729	60W 24-25V E27 Pearl	60W	24-25V	E27	Pearl	960 lm	100

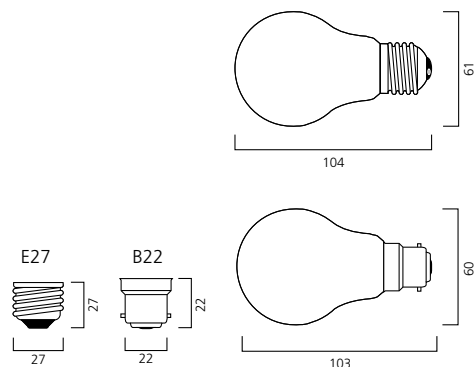


GLS

Rough Service



- Extra durable lamp resistant to vibrations
- Ideal for use in industrial and working environments like garages etc.
- Available in pearl finish envelope
- Extended 1500 hour service life



GLS

Code	Description	Watt	Volt	Cap	Lamp Finish	Luminous Flux	Packing Qty.
GLS Rough Service							
0029345	Rough Serv 25W 230V Pearl	25W	240V	E27	Pearl	170 lm	100
0029364	Rough Serv 40W 240V Pearl	40W	240V	E27	Pearl	285 lm	100
0029385	Rough Serv 60W 240V Pearl	60W	240V	E27	Pearl	560 lm	100
0029405	Rough Serv 100W 240V Pearl	100W	240V	E27	Pearl	1110 lm	100



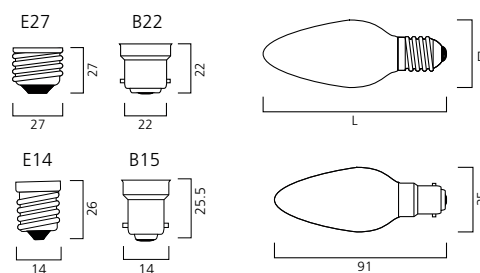
CANDLE

Clear



- Candle shaped incandescent lamps
- Lamps have a crystal clear envelope for added sparkle
- More even, Superior quality sparkling crystal clear light impeccable quality (Clear)
- Commercial and domestic decorative lighting applications

E14	15W	25W	40W	60W
L	97	97	97	97
D	35	35	35	35
E27	15W	25W	40W	60W
L	-	92	-	92
D	-	35	-	35



CANDLE

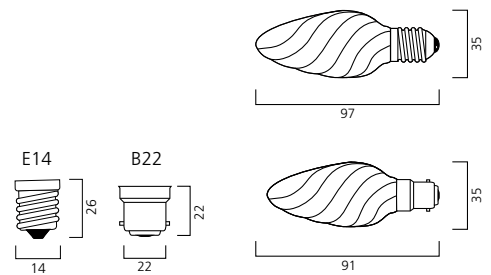
Code	Description	Watt	Volt	Cap	Lamp Finish	Luminous Flux	Packing Qty.
Candle Clear							
0011270	25W 230V E14 Clear	25W	230V	E14	Clear	215 lm	100
0011300	40W 230V E14 Clear	40W	230V	E14	Clear	415 lm	100
0011350	60W 230V E14 Clear	60W	230V	E14	Clear	700 lm	100
0011263	15W 240V E14 Clear	15W	240V	E14	Clear	100 lm	100
0006410	25W 240V E27 Clear	25W	240V	E27	Clear	215 lm	100
0011287	25W 240V B22 Clear	25W	240V	B22	Clear	215 lm	100
0011288	25W 240V B15 Clear	25W	240V	B15	Clear	215 lm	100
0006411	40W 240V E27 Clear	40W	240V	E27	Clear	415 lm	100
0011317	40W 240V B22 Clear	40W	240V	B22	Clear	415 lm	100
0011318	40W 240V B15 Clear	40W	240V	B15	Clear	415 lm	100
0006412	60W 240V E27 Clear	60W	240V	E27	Clear	700 lm	100
0011367	60W 240V B22 Clear	60W	240V	B22	Clear	700 lm	100
0011368	60W 240V B15 Clear	60W	240V	B15	Clear	700 lm	100

CANDLE

Twisted Clear



- Candle shaped lamps with a twisted envelope
- Decorative appearance
- To replace candle lamps in wall or ceiling luminaires
- E14 and B22 cap
- Commercial and domestic decorative lighting applications



CANDLE

Code	Description	Watt	Volt	Cap	Lamp Finish	Luminous Flux	Packing Qty.
Candle Twisted Clear							
0011403	25W 240V E14 Clear	25W	240V	E14	Clear	215 lm	100
0011414	40W 240V E14 Clear	40W	240V	E14	Clear	415 lm	100
0011430	60W 240V B22 Clear	60W	240V	B22	Clear	700 lm	100

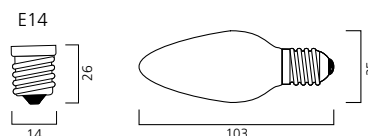


CANDLE

Colour/ Windshape



- Candle shaped envelope
- Available in 4 colours – Blue, Red, Green and Yellow
- E14 cap
- Add a touch of colour for a party ambience
- Commercial and domestic decorative lighting

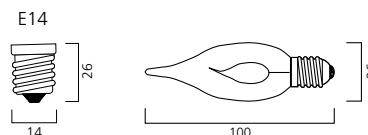


CANDLE COLOUR

Code	Description	Watt	Volt	Cap	Lamp Finish	Packing Qty.
0008965	40W E14 Blue	40W	230V	E14	Blue	100
0008966	40W E14 Red	40W	230V	E14	Red	100
0008967	40W E14 Green	40W	230V	E14	Green	100
0008968	40W E14 Yellow	40W	230V	E14	Yellow	100



- Decorative lamp
- Continuous flickering effect
- E14 cap
- Domestic decorative lighting



CANDLE WINDSHAPE

Code	Description	Watt	Volt	Cap	Lamp Finish	Packing Qty.
0007997	3W 240V E14 Flicker	3W	240V	E14	Clear	25



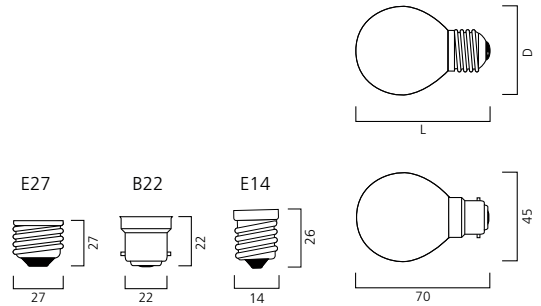
BALL

Clear



- Round lamp envelope
- Clear finish for sparkling crystal clear light
- E14, E27 and B22 cap
- Suitable for commercial and domestic decorative lighting

E14	15W	25W	40W	60W
L	73	73	73	73
D	45	45	45	45
E27	15W	25W	40W	60W
L	71	71	71	71
D	45	45	45	45



BALL

Code	Description	Watt	Volt	Cap	Lamp Finish	Luminous Flux	Packing Qty.
Ball Clear							
0036650	25W 230V E14 Clear	25W	230V	E14	Clear	215 lm	100
0037400	25W 230V E27 Clear	25W	230V	E27	Clear	215 lm	100
0037610	25W 230V B22 Clear	25W	230V	B22	Clear	215 lm	100
0036850	40W 230V E14 Clear	40W	230V	E14	Clear	415 lm	100
0037450	40W 230V E27 Clear	40W	230V	E27	Clear	415 lm	100
0037650	40W 230V B22 Clear	40W	230V	B22	Clear	415 lm	100
0036950	60W 230V E14 Clear	60W	230V	E14	Clear	700 lm	100
0037500	60W 230V E27 Clear	60W	230V	E27	Clear	700 lm	100
0037700	60W 230V B22 Clear	60W	230V	B22	Clear	700 lm	100



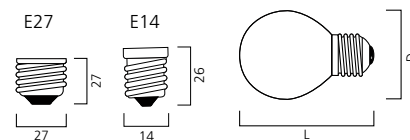
BALL

Colour



- Round lamp envelope
- Available in 4 colours – Blue, Red, Green and Yellow
- Weather resistant (vacuum)
- To create a festive atmosphere e.g. lighting of carnivals, fairs, festivals etc.

E14	15W	25W	40W	60W
L	73	73	73	73
D	45	45	45	45
E27	15W	25W	40W	60W
L	71	71	71	71
D	45	45	45	45




BALL

Code	Description	Watt	Volt	Cap	Lamp Finish	Packing Qty.
Ball Colour						
0008852	15W 230V E14 Blue	15W	230V	E14	Blue	100
0008853	15W 230V E14 Red	15W	230V	E14	Red	100
0008854	15W 230V E14 Green	15W	230V	E14	Green	100
0008855	15W 230V E14 Yellow	15W	230V	E14	Yellow	100
0008757	25W 230V E27 Blue	25W	230V	E27	Blue	100
0008758	25W 230V E27 Red	25W	230V	E27	Red	100
0008759	25W 230V E27 Green	25W	230V	E27	Green	100
0008760	25W 230V E27 Yellow	25W	230V	E27	Yellow	100



REFLECTOR

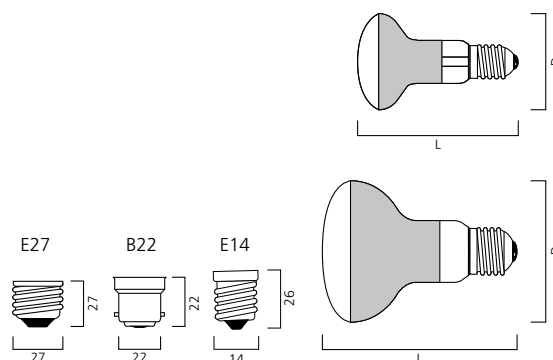
Standard



- Blown glass reflector lamps
- Pearl crown and integral aluminium reflector
- Available in 6 diameters
- Ideal for accent lighting in commercial and domestic applications
- Suitable for shop windows, displays, discos and clubs as well as in the home
- For use in track or surface mounted spotlights or in recessed downlights

	R39	R50
L	65	85
D	39	50

	R63	R80	R90	R95
L	103	110	115	132
D	63	80	90	95



REFLECTOR

Code	Description	Watt	Volt	Luminous Intensity	Beam Angle	Cap	Crown Finish	Packing Qty.
Reflector Standard R39 39mmØ								
0015908	30W 240V R39 Pearl	30W	240V	120 cd	40°	E14	Pearl	100
Reflector Standard R50 50mmØ								
0015535	25W 240V R50 Pearl	25W	240V	175 cd	35°	E14	Pearl	100
0015537	40W 240V R50 Pearl	40W	240V	325 cd	35°	E14	Pearl	100
Reflector Standard R63 63mmØ								
0015550	40W 240V R63 Pearl	40W	240V	325 cd	35°	E27	Pearl	100
0015560	60W 240V R63 Pearl	60W	240V	560 cd	35°	E27	Pearl	100
Reflector Standard R80 80mmØ								
0015570	40W 240V R80 Pearl	40W	240V	160 cd	80°	E27	Pearl	100
0015580	60W 240V R80 Pearl	60W	240V	260 cd	80°	E27	Pearl	100
0015584	75W 240V R80 Pearl	75W	240V	345 cd	80°	E27	Pearl	100
0015585	100W 240V R80 Pearl	100W	240V	500 cd	80°	E27	Pearl	100
0015593	100W 240V R80 Pearl	100W	240V	560 cd	80°	B22	Pearl	100
Reflector Standard R90 90mmØ								
0016185	60W 230V R90 Pearl	60W	230V	–	80°	E27	Pearl	100
0016196	100W 230V R90 Pearl	100W	230V	–	80°	E27	Pearl	20
Reflector Standard R95 95mmØ								
0015600	75W 240V R95 Pearl	75W	240V	750 cd	35°	E27	Pearl	20
0015620	100W 240V R95 Pearl	100W	240V	1060 cd	35°	E27	Pearl	20

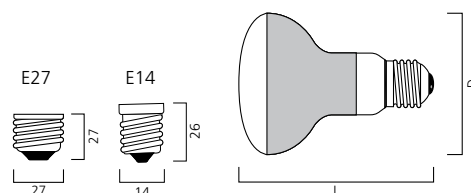
REFLECTOR

Colour



- Blown glass reflector lamps
- Coloured crown and integral aluminium reflector
- Choice of colours.
- Available in 3 diameters 50, 63 and 80mm
- To create special lighting effects in bars, clubs and discos as well as shop windows

	R50	R80	R63
L	85	110	100
D	50	80	63



REFLECTOR

Code	Description	Watt	Volt	Cap	Crown Finish	Packing Quantity
Reflector Coloured R50 50mmØ						
0016650	40W 240V R50 Blue	40W	240V	E14	Blue	100
0016651	40W 240V R50 Red	40W	240V	E14	Red	100
Reflector Coloured R63 63mmØ						
0015660	40W 240V R63 Blue	40W	240V	E27	Blue	100
0015661	40W 240V R63 Red	40W	240V	E27	Red	100
0015663	40W 240V R63 Yellow	40W	240V	E27	Yellow	100
Reflector Coloured R80 80mmØ						
0015701	60W 240V R80 Red	60W	240V	E27	Red	100
0015703	60W 240V R80 Yellow	60W	240V	E27	Yellow	100

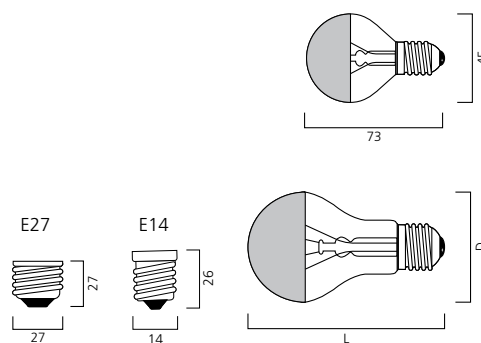
CROWN

Silvered & Gold



- GLS or round shaped incandescent lamps
- Silvered or gold crown and clear finish envelope
- Delivers an extremely well controlled beam with practically zero glare
- E14 or E27 cap
- Commercial display lighting and domestic decorative lighting applications
- For use in parabolic reflector spotlights

E27	40W	60W	75W	100W
L	104	104	104	128
D	60	60	60	65



CROWN

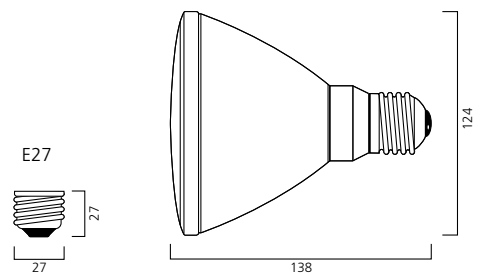
Code	Description	Watt	Volt	Cap	Lamp Finish	Luminous Flux	Packing Qty.
Crown Silvered							
0017743	Ball 25W 240V E14 Clear	25W	240V	E14	Clear	185 lm	100
0017744	Ball 40W 240V E14 Clear	40W	240V	E14	Clear	360 lm	100
0017739	GLS 40W 240V E27 Clear	40W	240V	E27	Clear	360 lm	100
0017740	GLS 60W 240V E27 Clear	60W	240V	E27	Clear	620 lm	100
0017741	GLS 75W 240V E27 Clear	75W	240V	E27	Clear	800 lm	100
0017742	GLS 100W 240V E27 Clear	100W	240V	E27	Clear	1170 lm	100
Crown Gold							
0017870	Ball 25W 240V E14	25W	240V	E14	Clear	185 lm	100
0017871	Ball 40W 240V E14	40W	240V	E14	Clear	360 lm	100

PAR 38

Cool Beam



- Incandescent PAR lamps made from heat-resistant borosilicate glass
- Cool Beam version with integral dichroic reflector
- Pressed glass reflector delivers significantly improved efficiency over blown reflector types
- Suitable for exterior lighting
- Weather-resistant



PAR38

Code	Description	Watt	Volt	Beam Angle	Cap	Crown Finish	Packing Qty.
0019691	60W/FL/30° PAR38 Clear	60W	230-240V	30°	E27	Clear	10
0019710	80W/SP/12° PAR38 Clear	80W	230-240V	12°	E27	Clear	10
0019711	80W/FL/30° PAR38 Clear	80W	230-240V	30°	E27	Clear	10
0019720	120W/SP/12° PAR38 Clear	120W	230-240V	12°	E27	Clear	10
0019721	120W/FL/30° PAR38 Clear	120W	230-240V	30°	E27	Clear	10

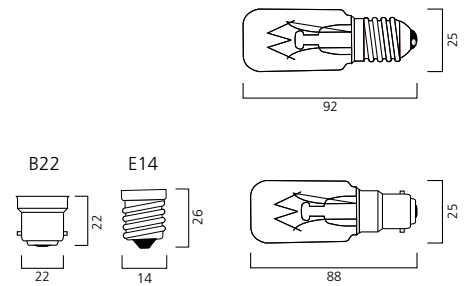


TUBULAR

Clear



- Krypton gas filling offering more light versus standard clear lamps
- E14 or B22 cap
- Domestic and commercial lighting in homes, offices, shops and hotels
- For use in small, compact luminaires
- Suitable for integration into furniture



TUBULAR CLEAR

Code	Description	Watt	Volt	Cap	Crown Finish	Luminous Intensity	Packing Qty.
0007352	25W 230V E14 Clear	25W	230V	E14	Clear	230 lm	100
0007360	40W 230V E14 Clear	40W	230V	E14	Clear	415 lm	100
0007362	40W 230V B22 Clear	40W	230V	B22	Clear	415 lm	100



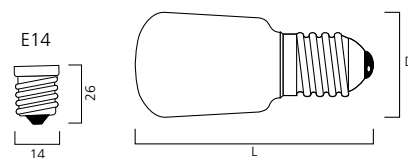
PYGMY

Clear / Oven till 300°C / Refrigerator



- Small compact incandescent lamps for special applications
- Clear or pearl finish
- Oven lamp high temperature resistant
- E14 cap

Pygmy		15W	25W
L		63	63
D		28	28
Pygmy Oven		15W	
L		63	
D		28	
Pygmy Refrigerator		15W	
L		55	
D		25	



PYGMY

Code	Description	Watt	Volt	Cap	Lamp Finish	Luminous Flux	Packing Qty.
Pygmy							
0008100	15W 240V E14 Clear	15W	240V	E14	Clear	100 lm	100
0008120	25W 240V E14 Clear	25W	240V	E14	Clear	225 lm	100
0008020	15W 230V E14 Pearl	15W	230V	E14	Pearl	105 lm	100
0008022	25W 230V E14 Pearl	25W	230V	E14	Pearl	230 lm	100
Pygmy Oven till 300°C							
0008072	15W 240V E14 22mm Ø Oven	15W	240V	E14	Clear	80 lm	100
Pygmy Refrigerator							
0007339	15W 230V E14 Clear	15W	230V	E14	Clear	85 lm	100

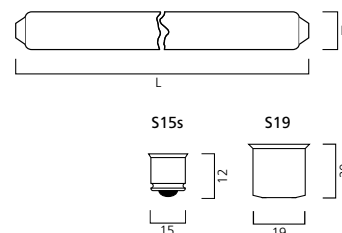
STRIPLIGHT / LINEAR ARCHITECTURAL



- Double-ended linear incandescent lamps
- Clear or opal finish
- Available in three lengths – 221mm, 284mm and 310mm
- S15s and S19 cap
- Bathroom, bedroom and kitchen luminaires.
Cupboard lighting and over mirrors


S15s	30W	60W
L	221	284
D	25	25

S19	40W	60W	75W
L	310	310	310
D	38	38	38



STRIPLIGHTS

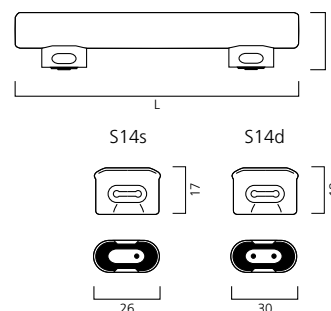
Code	Description	Watt	Volt	Cap	Length	Lamp Finish	Luminous Flux	Packing Qty.
9007550	30W 240-250V S15s Clear	30W	240-250V	S15s	221mm	Clear	270 lm	50
9007597	60W 240-250V S15s Clear	60W	240-250V	S15s	284mm	Clear	500 lm	25
9007551	30W 240-250V S15s Opal	30W	240-250V	S15s	221mm	Opal	250 lm	50
9007596	60W 240-250V S15s Opal	60W	240-250V	S15s	284mm	Opal	530 lm	25
9007565	40W 220-235V S19 Frosted	40W	230V	S19	310mm	Frosted	335 lm	25
9007590	60W 220-235V S19 Frosted	60W	230V	S19	310mm	Frosted	530 lm	25
9007607	75W 220-235V S19 Frosted	75W	230V	S19	310mm	Frosted	680 lm	25



- Double-ended linear incandescent lamps
- Opal finish
- Available in three lengths–300mm, 500mm and 999mm
- S14d and S14s cap
- Bathroom, bedroom and kitchen luminaires.
Cupboard lighting and over mirrors

S14d	35W	60W	120W
L	221	284	–
D	25	25	–

S14s	35W	60W	120W
L	300	500	999
D	26	26	26



LINEAR ARCHITECTURAL

Code	Description	Watt	Volt	Cap	Lamp Finish	Luminous Flux	Packing Qty.
0007433	35W 220-235V S14d Opal	35W	230-240V	S14d	Opal	270 lm	25
0007435	35W 220-235V S14s Opal	35W	230-240V	S14s	Opal	270 lm	25
0007448	60W 220-235V S14d Opal	60W	230-240V	S14d	Opal	420 lm	25
0007450	60W 220-235V S14s Opal	60W	230-240V	S14s	Opal	420 lm	25
0007463	120W 220-235V S14s Opal	120W	230-240V	S14s	Opal	840 lm	16



SYLVANIA

INCANDESCENT | www.sylvania-lamps.com | 29



Manufacturer's lamp cross reference

Sylvania	Osram	Philips	GE
Low Pressure Capsule	HALOSTAR STARLITE	CAPSULEline	QUARTZLINE CAPSULE
Low Pressure Capsule ECO	–	EcoHalo Capsule	–
Dichroic 35/50	DECOSTAR	ACCENTLINE DICHROIC	PRECISE STANDARD
MR16 COOL BEAM ECO	–	EcoHalo Reflector	
Superia 35/50	DECOSTAR TITAN	BRILLIANTline DICHROIC P	RECISE BRIGHT
Coolfit 50	DECOSTAR 51 ALU	BRILLIANTline ALU	PRECISE ALUTECH
SA111	HALOSPOT 111	ALUline 111	HALOGEN 111
Hi-Pin	HALOPIN	CLICKLINE	G9 MAINS TECH
Hi-Pin ECO	HALOPIN ECO	EcoHalo Clickline	G9 Energy Saver
Hi-SPOT® ES50 Superia ECO	–	–	–
Hi-SPOT® ES50 ECO	HALOPAR Energy Saver	EcoHalo Reflector	–
Hi-SPOT® ES50 / ESD50 Superia	HALOPAR 16	TWISTLINE 3000h	MR16 MAINS TECH
Hi-SPOT® ES50 Home	HALOPAR 16	TWISTLINE 2000h	MR16 MAINS START
Hi-SPOT® ES63/ESD63	–	–	–
Hi-SPOT® ES63 ECO	–	–	–
Hi-SPOT® ES111 /ESD111 AG ECO	–	–	–
Hi-SPOT® ES111 AG	–	–	–

TUNGSTEN HALOGEN



LOW VOLTAGE HALOGEN LAMP

Low Pressure Capsule ECO	34	Superia 35/50	38
Low Pressure Capsule	35	Coolfit 50	39
MR16 COOL BEAM ECO	36	SA111	40
Dichroic 35/50	37		

34-40



MAIN VOLTAGE HALOGEN LAMPS

Classic ECO Lamps

Classic ECO A55	41	Classic ECO Candle Twisted	44
Classic ECO Ball	42	Classic ECO Candle Bent Tip	45
Classic ECO Candle	43	Classic ECO R50/R63/R80	46

41-46



Other Lamps

Hi-Pin G9 ECO	47	Hi-SPOT® 63 ECO	58
Hi-Pin G9	48	Hi-SPOT® 63	59
Hi-SPOT® ES50 Superia ECO	49	Hi-SPOT® 80 ECO	60
Hi-SPOT® ES50 ECO	50	Hi-SPOT® 80	61
Hi-SPOT® ES50 / ESD50 Superia	51	Hi-SPOT® 95 ECO	62
Hi-SPOT® ES50 Home	52	Hi-SPOT® 95	63
Hi-SPOT® ES63 ECO	53	Hi-SPOT® 120 ECO	64
Hi-SPOT® ES63/ESD63	54	Hi-SPOT® 120	65
Hi-SPOT® ES111/ESD111 AG ECO	55	Linear Double Ended	
Hi-SPOT® ES111/ESD111 AG	56	78mm/118mm ECO	66
Hi-SPOT® 50	57	Linear Double Ended	
		189mm/254mm/331mm	67

47-67

Manufacturer's lamp cross reference

Sylvania	Osram	Philips	GE
Hi-SPOT® 50	HALOPAR 16	PAR 16 HalogenA	HALOGEN PAR 16
Hi-SPOT® 63	HALOPAR 20	PAR 20 HalogenA	HALOGEN PAR 20
Hi-SPOT® 63 ECO	–	–	–
Hi-SPOT® 80	–	–	HALOGEN PAR 25
Hi-SPOT® 80 ECO	–	–	–
Hi-SPOT® 95	HALOPAR 30	PAR 30S HalogenA	HALOGEN PAR 30
Hi-SPOT® 95 ECO	–	–	–
Hi-SPOT® 120	HALOPAR 38	PAR 38 HalogenA	HALOGEN PAR 38
Hi-SPOT® 120 ECO	–	–	–
Linear Double Ended 78/118mm ECO	HALOLINE ECO	EcoHalo Linear	Linear Energy Saver
Linear Double Ended 189/254/331mm	HALOLINE	Linear T3	Linear Halogen
Classic ECO A55	CLASSIC A	EcoClassic30	HaloGLS
Classic ECO Ball	CLASSIC B	EcoCLASSIC30 Lustre	HaloSpherical
Classic ECO Candle	CLASSIC P	EcoCLASSIC30 Candle	HaloCandle
Classic ECO Candle Twisted	CLASSIC BW	EcoCLASSIC30 DecoCandle	–
Classic ECO R50/R63/R80	Halogen SPOT	EcoCLASSIC30 Reflector	HaloReflector Classic
Classic ECO Candle Bent Tip	–	–	–



Halogen lamps are known for excellent colour rendering (CRI=100) and for dazzling crisp light.

This makes it the preferred light source for decorative, accent and general lighting.

SYLVANIA offers an attractive range of halogen lamps in mains voltage (230V-240V) and low voltage (12V) categories.

Mains voltage halogen lamps operate direct from the mains, without the need for a transformer, and can be dimmed: making them quick and easy to install, simple to operate and lowering installation and user costs.

All Hi-SPOT® mains voltage halogen lamps are rated UV-Stop and are manufactured from materials which dramatically reduce UV emissions.

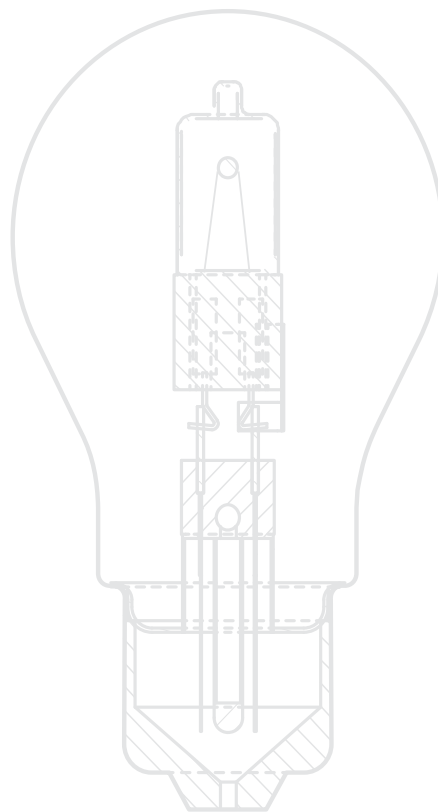
Low voltage halogen lamps operate on step-down transformers, to lower mains voltage to approximately 12V and are also fully dimmable.

High light intensity and long life make it an ideal lamp for accent lighting, task lighting and spotlight application.

SYLVANIA also offers a wide range of energy saving halogen lamps to cater both domestic and professional application in mains and low voltage categories.

SYLVANIA halogen lamps are designed to meet all safety norms, deliver the best performance and excel the customer expectation.

Save on **ENERGY** - not on **LIGHT QUALITY**.





LOW PRESSURE CAPSULES ECO

The smallest low voltage lamps.
The same light output at 20% lower energy consumption.



MR16 COOL BEAM ECO

Energy saving alternative for standard MR16 halogen lamps without compromising on light quality.

High intensity, crisp light output combined with 20% less energy consumption makes it an ideal lamp for domestic and commercial application



CLASSIC ECO

Halogen Classic ECO lamps are an efficient replacement of conventional incandescent lamps.


Two times longer average life and excellent colour rendering makes it an ideal replacement lamp.

All Halogen Classic ECO lamp are 100% dimmable, which means their light output can be modified according to the required ambience - from maximum brightness to comfortably dimmed.



HI-PIN G9 ECO

Halogen Hi-Pin G9 ECO is a range of energy saving lamps, which offer a 30% energy reduction, high luminous efficiency and sparkling light output, making them an ideal replacement for the standard G9 range.



LINEAR DOUBLE ENDED 78MM/118MM ECO

The Halogen Double Ended ECO is a range of energy-efficient lamps offering 20% energy savings with the same light output as standard halogen double ended lamps.



HI-SPOT ES50 SUPERIA ECO

Hi-SPOT Superia Eco sets a new standard with a product that sparkles in its superiority. With the outstanding performance of the Hi-SPOT Superia Eco, Sylvania confirms its commitment to the environment by extending the range of ecologically friendly products, saving energy and reducing CO₂ emissions.

HI-SPOT ES50 SUPERIA ECO is a true replacement for standard GU10 lamps, offering 30% energy savings.



HI-SPOT[®] ES50 ECO

HI-SPOT ES50 ECO is a range of high performance GU10 lamps, offering 20% energy saving with the same light intensity as standard halogen GU10 lamps.

The Ideal product for domestic and commercial application.



HI-SPOT ECO

The HI-SPOT ECO is the best replacement for halogen PAR range.

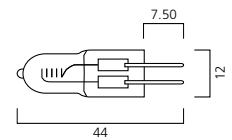
With the same amount of light intensity at 20% lower energy consumption makes it the ideal solution for commercial and domestic application.

LOW PRESSURE CAPSULES ECO



- Xenon technology
- 20% energy saving with same light output compared to standard capsules
- Compact size for optimum luminaire design
- Dimmable using a suitable dimmer for operation with a transformer
- Constant light output throughout lamp life
- Suitable for use in open luminaires following Luminaire Standard EN 60598-1
- UV protected
- Suitable for interior display, shop windows, restaurants and discotheque lighting
- Less CO₂ emissions - ECO Friendly
- Less heat generation than standard halogen capsules - more design freedom for luminaire manufacturers
- Excellent colour rendering (CRI=100)

GY 6.35




Wattage Comparison	
28W	= 35W
40W	= 50W

LOW PRESSURE CAPSULES ECO

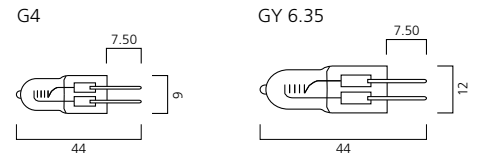
Code	Description	Watt	Volt	Cap	Colour Temp	Luminous Flux	Average Rated Life	Packing Qty.
0021320	12V LP CAPS GY6.35 ECO	28W	12V	GY6.35	2800	500 lm	2000 hrs	50
0021321	12V LP CAPS GY6.35 ECO	40W	12V	GY6.35	2800	900 lm	2000 hrs	50



LOW PRESSURE CAPSULE



- Compact size for optimum luminaire design
- Dimmable using a suitable dimmer for operation with a transformer
- Constant light output throughout lamp life
- 5W/10W/20W/35W/50W capsules are suitable for use in open luminaires following Luminaire Standard EN 60598-1
- 75W/100W capsules are suitable for operating only in the Luminaire provided with a protective shield.
- Interior display, shop windows, restaurants and discotheque lighting
- Precision task lighting
- Excellent colour rendering (CRI=100)



LOW PRESSURE CAPSULE

Code	Description	Watt	Volt	Cap	Colour Temp	Luminous Flux	Average Rated Life	Packing Qty.
0022165	12V/5W LP	5W	12V	G4	2800K	40 lm	2000 hrs	100
0022241	12V/10W LP	10W	12V	G4	2800K	100 lm	2000 hrs	100
0022242	12V/20W LP	20W	12V	G4	2800K	250 lm	2000 hrs	100
0022246	12V/35W LP	35W	12V	G4	2800K	500 lm	2000 hrs	100
0021021	12V/35W LP	35W	12V	GY 6.35	2800K	520 lm	2000 hrs	100
0021022	12V/50W LP	50W	12V	GY 6.35	2800K	900 lm	2000 hrs	100
0021994*	12V/75W HP	75W	12V	GY 6.35	3050K	1600 lm	3000 hrs	50
0021995*	12V/100W HP	100W	12V	GY 6.35	3050K	2300 lm	3000 hrs	50

* High performance - pressure

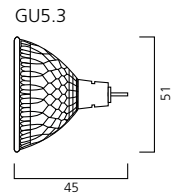


MR16 COOL BEAM ECO



- 20% energy saving
- Same light intensity as standard MR16 lamps.
- Cool beam - 66% of the heat produced is radiated through the back of the lamp
- Less CO₂ emissions - ECO Friendly
- Less heat generation.
- Dimmable using a suitable dimmer for operation with a transformer
- Constant colour and light output throughout lamp life
- Excellent colour rendering
- Accent and decorative lighting in retail, commercial and domestic applications
- Suitable for use in open luminaires following Luminaire Standard EN 60598-1
- Excellent colour rendering (CRI=100)

		10°	16W	28W	40W
175mmØ	1m		3600lx	5000lx	6000lx
350mmØ	2m		900lx	1250lx	1500lx
525mmØ	3m		400lx	555lx	666lx
700mmØ	4m		225lx	312lx	375lx



Wattage Comparison	
16W	= 20W
28W	= 35W
40W	= 50W

		38°	16W	28W	40W
689mmØ	1m		660lx	1200lx	1950lx
1377mmØ	2m		165lx	300lx	490lx
2066mmØ	3m		75lx	135lx	215lx
2755mmØ	4m		40lx	75lx	120lx

		60°	40W
1155mmØ	1m		900lx
2309mmØ	2m		225lx
3464mmØ	3m		100lx
4619mmØ	4m		55lx

MR16 COOL BEAM ECO

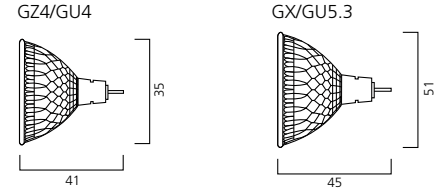
Code	Description	Watt	Volt	Beam Angle	Cap	Colour Temp	Luminous Intensity	Average Rated Life	Packing Qty.
MR16 COOL BEAM ECO									
0021807	ESX 16W SP10°	16W	12V	10°	GU5.3	2925K	3600 cd	2000 hrs	10
0021808	BAB 16W WFL38°	16W	12V	38°	GU5.3	2925K	660 cd	2000 hrs	10
0021809	FMT 28W SP10°	28W	12V	10°	GU5.3	3000K	5000 cd	2000 hrs	10
0021810	FMW 28W WFL38°	28W	12V	38°	GU5.3	3000K	1200 cd	2000 hrs	10
0021811	EXT 40W SP10°	40W	12V	10°	GU5.3	3050K	6000 cd	2000 hrs	10
0021812	EXN 40W WFL38°	40W	12V	38°	GU5.3	3050K	1950 cd	2000 hrs	10
0021813	FNV 40W WFL60°	40W	12V	60°	GU5.3	3050K	900 cd	2000 hrs	10



DICHROIC 35/50



- Cool beam – 66% of the heat produced is radiated through the back of the lamp
- Dimmable using a suitable dimmer for operation with a transformer
- Constant colour and light output throughout lamp life
- Excellent colour rendering
- Universal burning position
- Accent and decorative lighting in retail, commercial and domestic applications
- Suitable for use in open luminaires following Luminaire Standard EN 60598-1
- Excellent colour rendering (CRI=100)



Dichroic 50

24°		50W
425mmØ	1m	2500lx
850mmØ	2m	625lx
1275mmØ	3m	278lx
1700mmØ	4m	156lx

60°		35W	50W
1155mmØ	1m	700lx	900lx
2309mmØ	2m	175lx	225lx
3464mmØ	3m	78lx	100lx
4619mmØ	4m	44lx	56lx

Dichroic 35

10°		20W	35W
175mmØ	1m	3600lx	5700lx
350mmØ	2m	900lx	1425lx
525mmØ	3m	400lx	633lx
700mmØ	4m	225lx	356lx

Dichroic 50

10°		20W	35W	50W
175mmØ	1m	3600lx	5000lx	8000lx
350mmØ	2m	900lx	1250lx	2000lx
525mmØ	3m	400lx	556lx	889lx
700mmØ	4m	225lx	313lx	500lx

38°		20W	35W	50W
689mmØ	1m	660lx	1200lx	1950lx
1377mmØ	2m	165lx	300lx	488lx
2066mmØ	3m	73lx	133lx	217lx
2755mmØ	4m	41lx	75lx	122lx

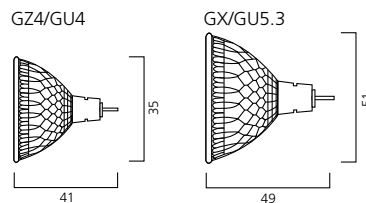
DICHROIC 35/50

Code	Description	Watt	Volt	Beam Angle	Cap	Colour Temp	Luminous Intensity	Average Rated Life	Packing Qty.
Dichroic 35									
0022336	FTB 12V/20W SP10°	20W	12V	10°	GU4	2900K	3600 cd	1500 hrs	10
0022339	FTE 12V/35W SP10°	35W	12V	10°	GU4	2900K	5700 cd	1500 hrs	10
Dichroic 50									
0022580	ESX 20W/12V SP10°	20W	12V	10°	GU5.3	2925K	3600 cd	4000 hrs	10
0021765	BAB 20W/12V WFL38°	20W	12V	38°	GU5.3	2925K	660 cd	4000 hrs	10
0022581	FMT 35W/12V SP10°	35W	12V	10°	GU5.3	3000K	5000 cd	4000 hrs	10
0021766	FMW 35W/12V WFL38°	35W	12V	38°	GU5.3	3000K	1200 cd	4000 hrs	10
0022391	35W/12V VWFL60°	35W	12V	60°	GU5.3	3000K	700 cd	4000 hrs	10
0022582	EXT 50W/12V SP10°	50W	12V	10°	GU5.3	3050K	8000 cd	4000 hrs	10
0022348	EXZ 50W/12V FL24°	50W	12V	24°	GU5.3	3050K	2500 cd	4000 hrs	10
0021767	EXN 50W/12V WFL38°	50W	12V	38°	GU5.3	3050K	1950 cd	4000 hrs	10
0022390	FNV 50W/12V VWFL60°	50W	12V	60°	GU5.3	3050K	900 cd	4000 hrs	10

SUPERIA 35/50



- Cool Beam – 66% of the heat produced is radiated through the back of the lamp
- Spiral reflector, uniform beam pattern, patented design
- Constant colour and light output throughout lamp life
- No colour variation between lamps
- 25% longer life + 25% more light output
- Professional lighting of objects and displays sensitive to heat
- Whiter light output
- Suitable for use in open luminaires following Luminaire Standard EN 60598-1
- Excellent colour rendering (CRI=100)



Superia 50

		10°		
		20W	35W	50W
175mmØ	1m	4000lx	7700lx	11500lx
350mmØ	2m	1000lx	1925lx	2850lx
525mmØ	3m	444lx	855lx	1278lx
700mmØ	4m	250lx	481lx	719lx

		24°	
		50W	
425mmØ	1m	2500lx	
850mmØ	2m	625lx	
1275mmØ	3m	278lx	
1700mmØ	4m	156lx	

Superia 35

		38°	
		20W	35W
689mmØ	1m	700lx	1350lx
1377mmØ	2m	175lx	338lx
2066mmØ	3m	78lx	180lx
2755mmØ	4m	44lx	84lx

		38°		
		20W	35W	50W
689mmØ	1m	790lx	1450lx	2250lx
1377mmØ	2m	198lx	363lx	563lx
2066mmØ	3m	88lx	161lx	250lx
2755mmØ	4m	49lx	91lx	141lx

		60°	
		50W	
1155mmØ	1m	1000lx	
2309mmØ	2m	250lx	
3464mmØ	3m	111lx	
4619mmØ	4m	62.5lx	

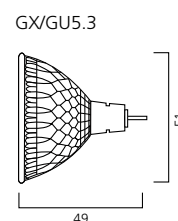
SUPERIA 35/50

Code	Description	Watt	Volt	Beam Angle	Cap	Colour Temp	Luminous Intensity	Average Rated Life	Packing Qty.
Superia 35									
0022338	FTD 12V 20W WFL38°	20W	12V	38°	GU4	2925K	700 cd	4000 hrs	10
0022341	FTH 12V 35W WFL38°	35W	12V	38°	GU4	3000K	1350 cd	4000 hrs	10
Superia 50									
0022301	ESX 12V 20W SP10°	20W	12V	10°	GU5.3	2925K	4000 cd	5000 hrs	10
0022302	BAB 12V 20W WFL38°	20W	12V	38°	GU5.3	2925K	790 cd	5000 hrs	10
0022305	FMT 12V 35W SP10°	35W	12V	10°	GU5.3	3000K	7700 cd	5000 hrs	10
0022306	FMW 12V 35W WFL38°	35W	12V	38°	GU5.3	3000K	1450 cd	5000 hrs	10
0022311	EXT 12V 50W SP10°	50W	12V	10°	GU5.3	3050K	11500 cd	5000 hrs	10
0022312	EXZ 12V 50W FL24°	50W	12V	24°	GU5.3	3050K	3600 cd	5000 hrs	10
0022314	EXN 12V 50W WFL38°	50W	12V	38°	GU5.3	3050K	2250 cd	5000 hrs	10
0022315	FNV 12V 50W VWFL60°	50W	12V	60°	GU5.3	3050K	1000 cd	5000 hrs	10

COOLFIT 50



- Virtually all heat and light dissipated away from back of the lamp keeping fixture cool and therefore safer, particularly suitable for use in fire rated downlights
- Wear resistant aluminium reflector for constant output and colour throughout life
- Easily recognisable by blue cement in lamp cap
- Can replace any 12V 50mmØ dichroic low voltage lamp
- Suitable for use in open luminaires following Luminaire Standard EN 60598-1
- Excellent colour rendering (CRI=100)



Coolfit 50

38°		20W	35W	50W
689mmØ	1m	660lx	1200lx	1950lx
1377mmØ	2m	165lx	300lx	488lx
2066mmØ	3m	73lx	133lx	217lx
2755mmØ	4m	41lx	75lx	122lx

60°		50W		
1155mmØ	1m	900lx		
2309mmØ	2m	225lx		
3464mmØ	3m	100lx		
4619mmØ	4m	56lx		

COOLFIT 50

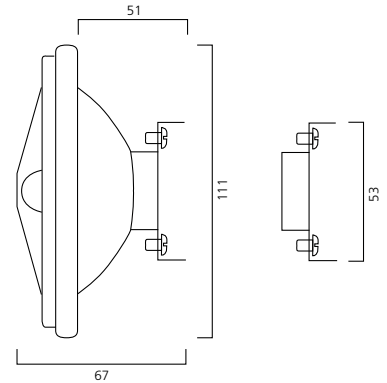
Code	Description	Watt	Volt	Beam Angle	Cap	Colour Temp	Luminous Intensity	Average Rated Life	Packing Qty.
Coolfit 50									
0022516	BAB/AL 20W 12V WFL38°	20W	12V	38°	GU5.3	3000K	660 cd	5000 hrs	10
0022517	FMW/AL 35W 12V WFL38°	35W	12V	38°	GU5.3	3000K	1200 cd	5000 hrs	10
0022519	EXN/AL 50W 12V WFL38°	50W	12V	38°	GU5.3	3000K	1950 cd	5000 hrs	10
0022520	FNW/AL 50W 12V VWFL60°	50W	12V	60°	GU5.3	3000K	900 cd	5000 hrs	10



SA111



- Aluminium reflector dissipates heat and light forward
- Dimmable using a suitable dimmer for operation with a transformer
- Even light distribution and constant colour throughout lamp life
- Integrated anti-glare shield
- Suitable for use in open luminaires following Luminaire Standard EN 60598-1
- For accent and decorative lighting in retail, commercial and domestic applications
- Excellent colour rendering (CRI=100)



8°		50W	75W	100W
140mmØ	1m	2300lx	3000lx	4800lx
280mmØ	2m	575lx	750lx	1200lx
420mmØ	3m	256lx	333lx	533lx
559mmØ	4m	143lx	187lx	300lx

24°		50W	75W	100W
425mmØ	1m	4000lx	5300lx	8500lx
850mmØ	2m	1000lx	1325lx	2125lx
1275mmØ	3m	444lx	589lx	944lx
1700mmØ	4m	250lx	331lx	531lx

45°		20W	35W	50W
828mmØ	1m	1200lx	1700lx	2800lx
1657mmØ	2m	300lx	425lx	700lx
2485mmØ	3m	133lx	189lx	311lx
3314mmØ	4m	75lx	106lx	175lx

SA111

Code	Description	Watt	Volt	Beam Angle	Cap	Colour Temp	Luminous Intensity	Average Rated Life	Packing Qty.
SA111									
0021850	SA111 SP8°	50W	12V	8°	G53	2900K	23000 cd	3000 hrs	6
0021853	SA111 SP24°	50W	12V	24°	G53	2900K	4000 cd	3000 hrs	6
0021856	SA111 WFL45°	50W	12V	45°	G53	2900K	1200 cd	3000 hrs	6
0021851	SA111 SP8°	75W	12V	8°	G53	2900K	30000 cd	3000 hrs	6
0021854	SA111 SP24°	75W	12V	24°	G53	2900K	5300 cd	3000 hrs	6
0021857	SA111 WFL45°	75W	12V	45°	G53	2900K	1700 cd	3000 hrs	6
0021852	SA111 SP8°	100W	12V	8°	G53	2900K	48000 cd	3000 hrs	6
0021855	SA111 SP24°	100W	12V	24°	G53	2900K	8500 cd	3000 hrs	6
0021858	SA111 WFL45°	100W	12V	45°	G53	2900K	2800 cd	3000 hrs	6

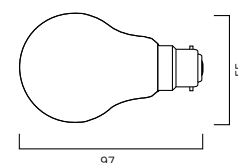
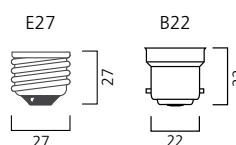
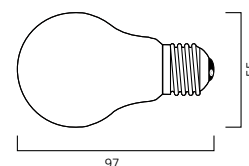


CLASSIC ECO

A55



- 1:1 replacement of Incandescent A55 lamp
- More efficient - more savings
- Two times more average life compared to incandescent lamps = 2000 hours
- Excellent colour rendering (CRI = 100)
- Instant illumination
- Sparkling light output
- Less heat generation than incandescent lamp
- Less CO₂ emissions
- Identical shape as standard incandescent lamp
- Commercial and domestic application
- 100% dimmable



Wattage Comparison	
18W	= 21W
28W	= 35W
42W D	= 53W
42W C	= 55W
53W	= 70W
70W	= 92W

CLASSIC ECO A55

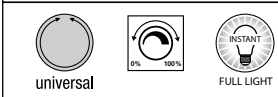
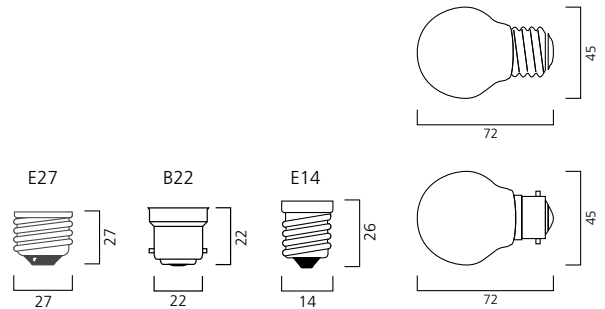
Code	Description	Watt	Volt	Cap	Colour Temp	Luminous Flux	Energy Class	Average Rated Life	Packing Qty.
0023128	A55 18W 230V E27	18W	230V	E27	2800K	180 lm	D	2000 hrs	10
0023129	A55 18W 230V B22	18W	230V	B22	2800K	180 lm	D	2000 hrs	10
0023130	A55 18W 240V E27	18W	240V	E27	2800K	180 lm	D	2000 hrs	10
0023131	A55 18W 240V B22	18W	240V	B22	2800K	180 lm	D	2000 hrs	10
0023087	A55 28W 230V E27	28W	230V	E27	2800K	345 lm	D	2000 hrs	10
0023088	A55 28W 230V B22	28W	230V	B22	2800K	345 lm	D	2000 hrs	10
0023089	A55 28W 240V E27	28W	240V	E27	2800K	345 lm	D	2000 hrs	10
0023090	A55 28W 240V B22	28W	240V	B22	2800K	345 lm	D	2000 hrs	10
0023083	A55 42W 230V E27	42W	230V	E27	2800K	600 lm	D	2000 hrs	10
0023084	A55 42W 230V B22	42W	230V	B22	2800K	600 lm	D	2000 hrs	10
0023085	A55 42W 240V E27	42W	240V	E27	2800K	600 lm	D	2000 hrs	10
0023086	A55 42W 240V B22	42W	240V	B22	2800K	600 lm	D	2000 hrs	10
0023765	A55 42W 230V E27 C	42W	230V	E27	2800K	630 lm	C	2000 hrs	10
0023766	A55 42W 230V B22 C	42W	230V	B22	2800K	630 lm	C	2000 hrs	10
0023767	A55 42W 240V E27 C	42W	240V	E27	2800K	630 lm	C	2000 hrs	10
0023768	A55 42W 240V B22 C	42W	240V	B22	2800K	630 lm	C	2000 hrs	10
0023132	A55 53W 230V E27	53W	230V	E27	2800K	850 lm	C	2000 hrs	10
0023133	A55 53W 230V B22	53W	230V	B22	2800K	850 lm	C	2000 hrs	10
0023134	A55 53W 240V E27	53W	240V	E27	2800K	850 lm	C	2000 hrs	10
0023135	A55 53W 240V B22	53W	240V	B22	2800K	850 lm	C	2000 hrs	10
0023136	A55 70W 230V E27	70W	230V	E27	2800K	1200 lm	C	2000 hrs	10
0023137	A55 70W 230V B22	70W	230V	B22	2800K	1200 lm	C	2000 hrs	10
0023138	A55 70W 240V E27	70W	240V	E27	2800K	1200 lm	C	2000 hrs	10
0023139	A55 70W 240V B22	70W	240V	B22	2800K	1200 lm	C	2000 hrs	10

CLASSIC ECO

Ball



- 1:1 replacement of Incandescent Ball lamp
- More efficient - more savings
- Two times more average life compared to incandescent lamps = 2000 hours
- Excellent colour rendering (CRI = 100)
- Instant illumination
- Sparkling light output
- Less heat generation than incandescent lamp
- Less CO₂ emissions
- Identical shape as standard incandescent lamp
- Commercial and domestic application
- 100% dimmable



Wattage Comparison	
18W	= 21W
28W	= 35W
42W D	= 53W
42W C	= 55W

CLASSIC ECO BALL

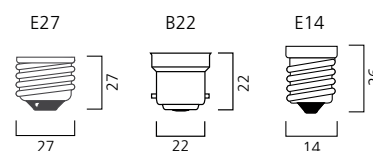
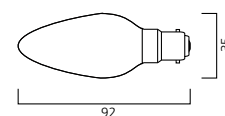
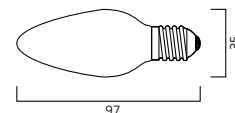
Code	Description	Watt	Volt	Cap	Colour Temp	Luminous Flux	Energy Class	Average Rated Life	Packing Qty.
0023140	Ball 18W 230V E14	18W	230V	E14	2800K	180 lm	D	2000 hrs	10
0023141	Ball 18W 230V E27	18W	230V	E27	2800K	180 lm	D	2000 hrs	10
0023142	Ball 18W 240V E14	18W	240V	E14	2800K	180 lm	D	2000 hrs	10
0023143	Ball 18W 240V E27	18W	240V	E27	2800K	180 lm	D	2000 hrs	10
0023144	Ball 18W 240V B22	18W	240V	B22	2800K	180 lm	D	2000 hrs	10
0023109	Ball 28W 230V E14	28W	230V	E14	2800K	345 lm	D	2000 hrs	10
0023111	Ball 28W 230V E27	28W	230V	E27	2800K	345 lm	D	2000 hrs	10
0023110	Ball 28W 240V E14	28W	240V	E14	2800K	345 lm	D	2000 hrs	10
0023112	Ball 28W 240V E27	28W	240V	E27	2800K	345 lm	D	2000 hrs	10
0023113	Ball 28W 240V B22	28W	240V	B22	2800K	345 lm	D	2000 hrs	10
0023105	Ball 42W 230V E14	42W	230V	E14	2800K	600 lm	D	2000 hrs	10
0023107	Ball 42W 230V E27	42W	230V	E27	2800K	600 lm	D	2000 hrs	10
0023106	Ball 42W 240V E14	42W	240V	E14	2800K	600 lm	D	2000 hrs	10
0023108	Ball 42W 240V E27	42W	240V	E27	2800K	600 lm	D	2000 hrs	10
0023114	Ball 42W 240V B22	42W	240V	B22	2800K	600 lm	D	2000 hrs	10
0023776	Ball 42W 230V E14 C	42W	230V	E14	2800K	630 lm	C	2000 hrs	10
0023777	Ball 42W 240V E14 C	42W	240V	E14	2800K	630 lm	C	2000 hrs	10
0023778	Ball 42W 230V E27 C	42W	230V	E27	2800K	630 lm	C	2000 hrs	10
0023779	Ball 42W 240V E27 C	42W	240V	E27	2800K	630 lm	C	2000 hrs	10
0023780	Ball 42W 240V B22 C	42W	240V	B22	2800K	630 lm	C	2000 hrs	10

CLASSIC ECO

Candle



- 1:1 replacement of Incandescent Candle lamp
- More efficient - more savings
- Two times more average life compared to incandescent lamps = 2000 hours
- Excellent colour rendering (CRI = 100)
- Instant illumination
- Sparkling light output
- Less heat generation than incandescent lamp
- Less CO₂ emissions
- Identical shape as standard incandescent lamp
- Commercial and domestic application
- 100% dimmable



Wattage Comparison	
18W	= 21W
28W	= 35W
42W D	= 53W
42W C	= 55W

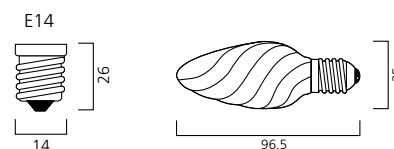
CLASSIC ECO CANDLE

Code	Description	Watt	Volt	Cap	Colour Temp	Luminous Flux	Energy Class	Average Rated Life	Packing Qty.
0023095	Candle 18W 230V E14	18W	230V	E14	2800K	180 lm	D	2000 hrs	10
0023096	Candle 18W 230V E27	18W	230V	E27	2800K	180 lm	D	2000 hrs	10
0023097	Candle 18W 240V E14	18W	240V	E14	2800K	180 lm	D	2000 hrs	10
0023098	Candle 18W 240V E27	18W	240V	E27	2800K	180 lm	D	2000 hrs	10
0023099	Candle 18W 240V B22	18W	240V	B22	2800K	180 lm	D	2000 hrs	10
0023093	Candle 28W 230V E14	28W	230V	E14	2800K	345 lm	D	2000 hrs	10
0023094	Candle 28W 240V E14	28W	240V	E14	2800K	345 lm	D	2000 hrs	10
0023116	Candle 28W 240V B22	28W	240V	B22	2800K	345 lm	D	2000 hrs	10
0023091	Candle 42W 230V E14	42W	230V	E14	2800K	600 lm	D	2000 hrs	10
0023092	Candle 42W 240V E14	42W	240V	E14	2800K	600 lm	D	2000 hrs	10
0023118	Candle 42W 240V B22	42W	240V	B22	2800K	600 lm	D	2000 hrs	10
0023771	Candle 42W 230V E14 C	42W	230V	E14	2800K	630 lm	C	2000 hrs	10
0023772	Candle 42W 240V E14 C	42W	240V	E14	2800K	630 lm	C	2000 hrs	10
0023773	Candle 42W 240V E27 C	42W	240V	E27	2800K	630 lm	C	2000 hrs	10
0023774	Candle 42W 240V B22 C	42W	240V	B22	2800K	630 lm	C	2000 hrs	10

CLASSIC ECO Candle Twisted



- Decorative halogen candle twisted lamp
- 1:1 replacement of Incandescent lamp
- More efficient - more savings
- Two times more average life compared to incandescent lamps = 2000 hours
- Excellent colour rendering (CRI = 100)
- Instant illumination
- Sparkling light output
- Less heat generation than incandescent lamp
- Less CO₂ emissions
- Identical shape as standard incandescent lamp
- For chandeliers and decorative fixtures in domestic and commercial application
- 100% dimmable



Wattage Comparison

18W	=	21W
28W	=	35W
42W C	=	55W

CLASSIC ECO CANDLE TWISTED

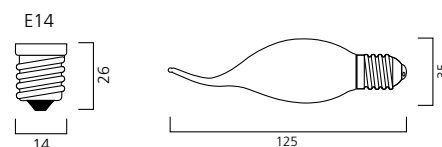
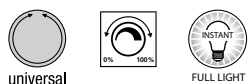
Code	Description	Watt	Volt	Cap	Colour Temp	Luminous Flux	Energy Class	Average Rated Life	Packing Qty.
0023449	Candle TW 18W 230V E14	18W	230V	E14	2800K	180lm	D	2000 hrs	10
0023450	Candle TW18W 240V E14	18W	240V	E14	2800K	180lm	D	2000 hrs	10
0023451	Candle TW 28W 230V E14	28W	230V	E14	2800K	345lm	D	2000 hrs	10
0023452	Candle TW 28W 240V E14	28W	240V	E14	2800K	345lm	D	2000 hrs	10
0023455	Candle TW42W 230V E14	42W	230V	E14	2800K	630lm	C	2000 hrs	10
0023456	Candle TW 42W 240V E14	42W	240V	E14	2800K	630lm	C	2000 hrs	10



CLASSIC ECO Candle Bent Tip




- Decorative halogen candle Bent Tip lamp
- 1:1 replacement of Incandescent lamp
- More efficient - more savings
- Two times more average life compared to incandescent lamps = 2000 hours
- Excellent colour rendering (CRI = 100)
- Instant illumination
- Sparkling light output
- Less heat generation than incandescent lamp
- Less CO₂ emissions
- Identical shape as standard incandescent lamp
- For chandeliers and decorative fixtures in domestic and commercial application
- 100% dimmable



Wattage Comparison	
18W	= 21W
28W	= 35W

CLASSIC ECO CANDLE BENT TIP

Code	Description	Watt	Volt	Cap	Colour Temp	Luminous Flux	Energy Class	Average Rated Life	Packing Qty.
0023465	Candle BT 18W 230V E14	18W	230V	E14	2800K	180lm	D	2000 hrs	10
0023466	Candle BT18W 240V E14	18W	240V	E14	2800K	180lm	D	2000 hrs	10
0023467	Candle BT 28W 230V E14	28W	230V	E14	2800K	345lm	D	2000 hrs	10
0023468	Candle BT 28W 240V E14	28W	240V	E14	2800K	345lm	D	2000 hrs	10

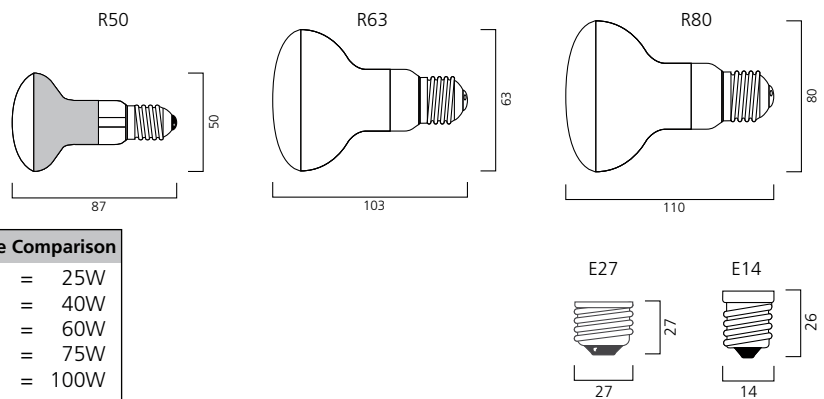


CLASSIC ECO

R50/R63/80



- 1:1 replacement of Incandescent reflector lamps
- More efficient - more savings
- Two times more average life compared to incandescent lamps = 2000 hours
- Excellent colour rendering (CRI = 100)
- Instant illumination
- Crisp light output
- Less heat generation than incandescent lamp
- Less CO₂ emissions
- Identical shape as standard incandescent lamp
- Commercial and domestic application
- Suitable for shop windows, displays, discos and clubs as well in the home
- For use in track or surface mounted spotlights or in recessed down lights
- 100% dimmable



Wattage Comparison	
18W	= 25W
28W	= 40W
42W	= 60W
53W	= 75W
70W	= 100W

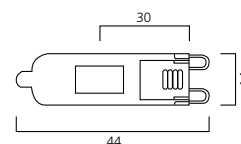
CLASSIC ECO R50/R63/R80

Code	Description	Watt	Volt	Beam Angle	Cap	Colour Temp	Luminous Intensity	Average Rated Life	Packing Qty.
Classic ECO R50									
0023102	R50 18W 230V E14 FL30°	18W	230V	30°	E14	2800K	200 cd	2000 hrs	10
0023103	R50 18W 240V E14 FL30°	18W	240V	30°	E14	2800K	200 cd	2000 hrs	10
0023120	R50 28W 230V E14 FL30°	28W	230V	30°	E14	2800K	335 cd	2000 hrs	10
0023121	R50 28W 240V E14 FL30°	28W	240V	30°	E14	2800K	335 cd	2000 hrs	10
Classic ECO R63									
0023124	R63 28W 230V E27 FL30°	28W	230V	30°	E27	2800K	335 cd	2000 hrs	10
0023125	R63 28W 240V E27 FL30°	28W	240V	30°	E27	2800K	335 cd	2000 hrs	10
0023122	R63 42W 230V E27 FL30°	42W	230V	30°	E27	2800K	570 cd	2000 hrs	10
0023123	R63 42W 240V E27 FL30°	42W	240V	30°	E27	2800K	570 cd	2000 hrs	10
Classic ECO R80									
0023127	R80 28W 240V E27 FL30°	28W	240V	30°	E27	2800K	335 cd	2000 hrs	10
0023126	R80 42W 240V E27 FL30°	42W	240V	30°	E27	2800K	570 cd	2000 hrs	10
0023147	R80 53W 240V E27 FL30°	53W	240V	30°	E27	2800K	750 cd	2000 hrs	10
0023148	R80 70W 240V E27 FL30°	70W	240V	30°	E27	2800K	1080 cd	2000 hrs	10

HI-PIN G9 ECO



- Xenon technology
- 30% energy saving
- Average life of 2000 hours
- Less CO₂ emissions - ECO Friendly
- Less heat generation than standard G9 capsules - more design freedom for luminaire manufacturers
- Compact size
- Integral safety fuse
- Suitable for use in open luminaires following Luminaire Standard EN 60598-1
- Easy installation with G9 plug-in base
- Transformer free operation
- 100% dimmable



Wattage Comparison	
18W	= 25W
28W	= 40W
42W	= 60W
53W	= 75W

HI-PIN G9 ECO

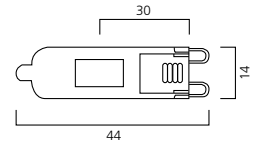
Code	Description	Watt	Volt	Cap	Lamp Finish	Colour Temp	Luminous Intensity	Average Rated Life	Packing Qty.
Hi-Pin G9 ECO									
0022840	Hi-Pin G9 ECO 18W 230V	18W	230V	G9	Clear	2800K	180 lm	2000 hrs	10
0022841	Hi-Pin G9 ECO 18W 240V	18W	240V	G9	Clear	2800K	180 lm	2000 hrs	10
0022842	Hi-Pin G9 ECO 28W 230V	28W	230V	G9	Clear	2800K	345 lm	2000 hrs	10
0022843	Hi-Pin G9 ECO 28W 240V	28W	240V	G9	Clear	2800K	345 lm	2000 hrs	10
0022844	Hi-Pin G9 ECO 42W 230V	42W	230V	G9	Clear	2800K	630 lm	2000 hrs	10
0022845	Hi-Pin G9 ECO 42W 240V	42W	240V	G9	Clear	2800K	630 lm	2000 hrs	10
0022846	Hi-Pin G9 ECO 53W 230V	53W	230V	G9	Clear	2800K	850 lm	2000 hrs	10
0022847	Hi-Pin G9 ECO 53W 240V	53W	240V	G9	Clear	2800K	850 lm	2000 hrs	10



HI-PIN G9



- Average life of 2000 hours
- Compact size
- Integral safety fuse
- Suitable for use in open luminaires following Luminaire Standard EN 60598-1
- Available in both clear and frosted finish
- Easy installation with G9 plug-in base



HI-PIN G9

Code	Description	Watt	Volt	Cap	Lamp Finish	Colour Temp	Luminous Intensity	Average Rated Life	Packing Qty.
Hi-Pin G9									
0022801	Hi-Pin G9 25W/230V Clear	25W	230V	G9	Clear	2800K	240 lm	2000 hrs	10
0022803	Hi-Pin G9 40W/230V Clear	40W	230V	G9	Clear	2800K	440 lm	2000 hrs	10
0022805*	Hi-Pin G9 60W/230V Clear	60W	230V	G9	Clear	2800K	740 lm	2000 hrs	10
0022802	Hi-Pin G9 25W/240V Clear	25W	240V	G9	Clear	2800K	240 lm	2000 hrs	10
0022804	Hi-Pin G9 40W/240V Clear	40W	240V	G9	Clear	2800K	440 lm	2000 hrs	10
0022806*	Hi-Pin G9 60W/240V Clear	60W	240V	G9	Clear	2800K	740 lm	2000 hrs	10

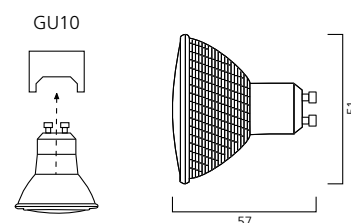
* Affected by EUP as from September 2010



HI-SPOT® ES50 SUPERIA ECO



- Xenon technology
- 30% energy savings compared to standard halogen GU10 lamps.
- Average life of 3000 hours
- Uniform, symmetrical light beam
- Unique 4 segmented W-shape filament for optimal focussing of light beam, resulting in less stray light
- Unique, patented, spiral faceted aluminised reflector
- Crisp light
- High luminous intensity
- 100% dimmable
- Less heat generation
- Integral safety fuse.
- Transformer free operation



20°		35W	50W
353mmØ	1m	1200lx	2000lx
705mmØ	2m	300lx	500lx
1058mmØ	3m	133lx	222lx
1411mmØ	4m	75lx	125lx

40°		35W	50W
728mmØ	1m	500lx	900lx
1456mmØ	2m	125lx	225lx
2184mmØ	3m	56lx	100lx
2918mmØ	4m	31lx	56lx

Wattage Comparison	
35W	= 50W
50W	= 75W



HI-SPOT® ES50 SUPERIA ECO

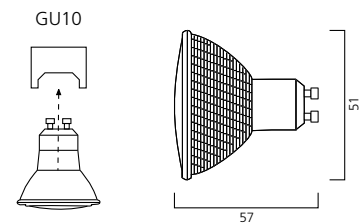
Code	Description	Watt	Volt	Beam Angle	Cap	Colour Temp	Luminous Intensity	Average Rated Life	Packing Qty.
Hi-SPOT ES50 SUPERIA ECO									
0022920	ES50 Superia ECO 35W FL20°	35W	230V	20°	GU10	2750K	1200 cd	3000 hrs	10
0022875	ES50 Superia ECO 35W WFL40°	35W	230V	40°	GU10	2750K	500 cd	3000 hrs	10
0022922	ES50 Superia ECO 35W FL20°	35W	240V	20°	GU10	2750K	1200 cd	3000 hrs	10
0022877	ES50 Superia ECO 35W WFL40°	35W	240V	40°	GU10	2750K	500 cd	3000 hrs	10
0022921	ES50 Superia ECO 50W FL20°	50W	230V	20°	GU10	2800K	2000 cd	3000 hrs	10
0022876	ES50 Superia ECO 50W WFL40°	50W	230V	40°	GU10	2800K	900 cd	3000 hrs	10
0022923	ES50 Superia ECO 50W FL20°	50W	240V	20°	GU10	2800K	2000 cd	3000 hrs	10
0022878	ES50 Superia ECO 50W WFL40°	50W	240V	40°	GU10	2800K	900 cd	3000 hrs	10



HI-SPOT® ES50 ECO



- Xenon technology
- Up to 30% energy savings compared to standard halogen GU10 lamps
- Average life of 2000 hours
- High light intensity
- Unique, patented, spiral faceted reflector
- 100% dimmable
- Integral safety fuse
- For accent or decorative lighting in retail, commercial and domestic applications
- Transformer free operation



25°		18W	28W	40W
443mmØ	1m	350lx	600lx	1000lx
887mmØ	2m	88lx	150lx	250lx
1330mmØ	3m	39lx	67lx	111lx
1774mmØ	4m	22lx	38lx	63lx

50°		50W
933mmØ	1m	500lx
1865mmØ	2m	125lx
2798mmØ	3m	56lx
3730mmØ	4m	31lx

Wattage Comparison	
18W	= 25W
28W	= 35W
40W	= 50W

HI-SPOT® ES50 ECO

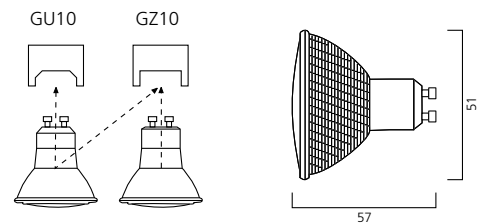
Code	Description	Watt	Volt	Beam Angle	Cap	Colour Temp	Luminous Intensity	Average Rated Life	Packing Qty.
Hi-SPOT ES50 ECO									
0022717	Hi-SPOT ES50 ECO 18W FL25°	18W	230V	25°	GU10	2700K	350 cd	2000 hrs	10
0022718	Hi-SPOT ES50 ECO 18W FL25°	18W	240V	25°	GU10	2700K	350 cd	2000 hrs	10
0022719	Hi-SPOT ES50 ECO 28W FL25°	28W	230V	25°	GU10	2800K	600 cd	2000 hrs	10
0022720	Hi-SPOT ES50 ECO 28W FL25°	28W	240V	25°	GU10	2800K	600 cd	2000 hrs	10
0022721	Hi-SPOT ES50 ECO 40W FL25°	40W	230V	25°	GU10	2800K	1000 cd	2000 hrs	10
0022722	Hi-SPOT ES50 ECO 40W FL25°	40W	240V	25°	GU10	2800K	1000 cd	2000 hrs	10
0022723	Hi-SPOT ES50 ECO 40W WFL50°	40W	230V	50°	GU10	2800K	500 cd	2000 hrs	10
0022724	Hi-SPOT ES50 ECO 40W WFL50°	40W	240V	50°	GU10	2800K	500 cd	2000 hrs	10



HI-SPOT® ES50/ESD50 SUPERIA



- Unique long life filament – 4000 hours life
- Xenon gas filling for increased light output
- Unique, patented, spiral faceted aluminised reflector
- For accent or decorative lighting in retail, commercial and domestic applications
- Ceramic base, brass contacts for a robust fitting
- For use in mains voltage GU10/GZ10 downlights, spotlights and luminaires
- Transformer free halogen
- 100% dimmable
- Integral Safety fuse



25°		35W	50W
443mmØ	1m	850lx	1360lx
887mmØ	2m	213lx	340lx
1330mmØ	3m	94lx	151lx
1774mmØ	4m	53lx	85lx

50°		50W
933mmØ	1m	550lx
1865mmØ	2m	138lx
2798mmØ	3m	61lx
3730mmØ	4m	34lx

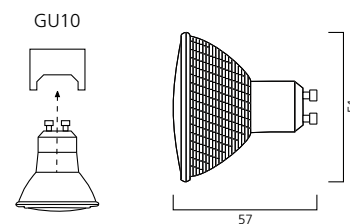
HI-SPOT® ES50/ESD50 SUPERIA

Code	Description	Watt	Volt	Beam Angle	Cap	Colour Temp	Luminous Intensity	Average Rated Life	Packing Qty.
Hi-SPOT ES50 Superia									
0022900	ES50 Superia 35W FL25°	35W	230V	25°	GU10	2700K	850 cd	4000 hrs	10
0022902	ES50 Superia 50W FL25°	50W	230V	25°	GU10	2750K	1360 cd	4000 hrs	10
0022906	ES50 Superia 50W WFL50°	50W	230V	50°	GU10	2750K	550 cd	4000 hrs	10
0022901	ES50 Superia 35W FL25°	35W	240V	25°	GU10	2700K	850 cd	4000 hrs	10
0022903	ES50 Superia 50W FL25°	50W	240V	25°	GU10	2750K	1360 cd	4000 hrs	10
0022907	ES50 Superia 50W WFL50°	50W	240V	50°	GU10	2750K	550 cd	4000 hrs	10
Hi-SPOT ESD50 Dichroic Superia									
0022904	ESD50 Superia 50W FL25°	50W	230V	25°	GZ10	2800K	1360 cd	4000 hrs	10
0022908	ESD50 Superia 50W WFL50°	50W	230V	50°	GZ10	2800K	550 cd	4000 hrs	10
0022905	ESD50 Superia 50W FL25°	50W	240V	25°	GZ10	2800K	1360 cd	4000 hrs	10
0022909	ESD50 Superia 50W WFL50°	50W	240V	50°	GZ10	2800K	550 cd	4000 hrs	10

HI-SPOT[®] ES50 HOME



- Unique, patented, spiral faceted aluminised reflector
- Clear front lens for crisp sparkling light
- Average life of 2500 hours
- Integral safety fuse
- Ceramic base
- For use in mains voltage GU10 downlights, spotlights and luminaires
- Transformer free operation



25°		35W	50W
443mmØ	1m	500lx	1100lx
887mmØ	2m	125lx	275lx
1330mmØ	3m	56lx	122lx
1774mmØ	4m	31lx	69lx

50°		50W
933mmØ	1m	500lx
1865mmØ	2m	125lx
2798mmØ	3m	56lx
3730mmØ	4m	31lx

HI-SPOT[®] ES50 HOME

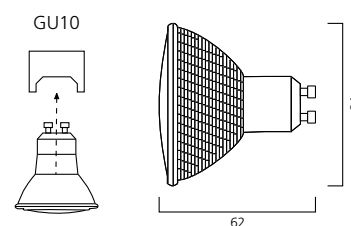
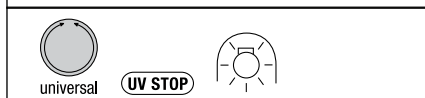
Code	Description	Watt	Volt	Beam Angle	Cap	Colour Temp	Luminous Intensity	Average Rated Life	Packing Qty.
Hi-SPOT ES50 Home									
0021254	Hi-SPOT ES50 35W FL25°	35W	230-240V	25°	GU10	2700K	500 cd	2500 hrs	10
0021256	Hi-SPOT ES50 50W FL25°	50W	230-240V	25°	GU10	2700K	1100 cd	2500 hrs	10
0021261	Hi-SPOT ES50 50W WFL50°	50W	230-240V	50°	GU10	2700K	500 cd	2500 hrs	10



HI-SPOT® ES63 ECO



- Xenon technology
- 20% energy savings compared to Hi-SPOT® ES63 with same luminous intensity
- Uniform, symmetrical light beam
- Halogen light without the need for a transformer
- Installing and changing lamps made easier with the 'twist and lock' GU10 and GZ10 caps
- Unique patented, spiral faceted reflector
- 100% dimmable
- For accent or decorative lighting in retail, commercial and domestic applications
- Suitable for outdoor use when protected from contact with water
- Unique 4 segmented W-shape filament for optimal focussing of light beam, resulting in less stray light
- Less heat generation



25°		40W	60W
443mmØ	1m	1500lx	2500lx
887mmØ	2m	375lx	625lx
1330mmØ	3m	167lx	278lx
1774mmØ	4m	94lx	156lx

50°		60W
933mmØ	1m	1000lx
1865mmØ	2m	250lx
2798mmØ	3m	111lx
3730mmØ	4m	63lx

Wattage Comparison	
40W	= 50W
60W	= 75W

HI-SPOT® ES63 ECO

Code	Description	Watt	Volt	Beam Angle	Cap	Colour Temp	Luminous Intensity	Average Rated Life	Packing Qty.
Hi-SPOT ES63 ECO*									
0021192	Hi-SPOT ES63 ECO 40W FL25°	40W	230V	25°	GU10	2750K	1500 cd	2500 hrs	15
0021195	Hi-SPOT ES63 ECO 40W FL25°	40W	240V	25°	GU10	2750K	1500 cd	2500 hrs	15
0021193	Hi-SPOT ES63 ECO 60W FL25°	60W	230V	25°	GU10	2800K	2500 cd	2500 hrs	15
0021196	Hi-SPOT ES63 ECO 60W FL25°	60W	240V	25°	GU10	2800K	2500 cd	2500 hrs	15
0021194	Hi-SPOT ES63 ECO 60W WFL50°	60W	230V	50°	GU10	2800K	1000 cd	2500 hrs	15
0021197	Hi-SPOT ES63 ECO 60W WFL50°	60W	240V	50°	GU10	2800K	1000 cd	2500 hrs	15

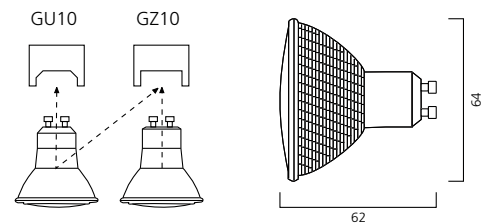
* To be available from September 2010



HI-SPOT® ES63/ESD63



- Halogen light without the need for a transformer
- Installing and changing lamps made easier with the 'twist and lock' GU10 and GZ10 caps
- Unique patented, computer designed spiral faceted reflector
- 100% dimmable
- For accent or decorative lighting in retail, commercial and domestic applications
- Suitable for outdoor use when protected from contact with water



25°		50W	75W
443mmØ	1m	1500lx	2500lx
887mmØ	2m	325lx	625lx
1330mmØ	3m	167lx	278lx
1774mmØ	4m	94lx	156lx

50°		75W
933mmØ	1m	1000lx
1865mmØ	2m	250lx
2798mmØ	3m	111lx
3730mmØ	4m	63lx

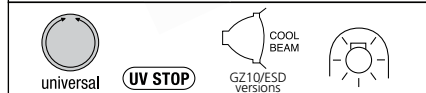
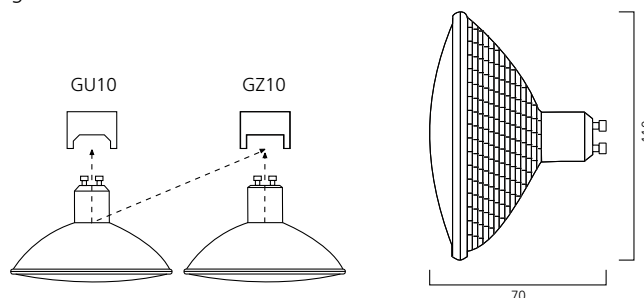
HI-SPOT® ES63/ESD63

Code	Description	Watt	Volt	Beam Angle	Cap	Colour Temp	Luminous Intensity	Average Rated Life	Packing Qty.
Hi-SPOT ES63									
0022266	Hi-SPOT ES63 50W FL25°	50W	230V	25°	GU10	2750K	1500 cd	2500 hrs	15
0022271	Hi-SPOT ES63 75W FL25°	75W	230V	25°	GU10	2800K	2500 cd	2500 hrs	15
0022261	Hi-SPOT ES63 75W WFL50°	75W	230V	50°	GU10	2800K	1000 cd	2500 hrs	15
0022268	Hi-SPOT ES63 50W FL25°	50W	240V	25°	GU10	2750K	1500 cd	2500 hrs	15
0022274	Hi-SPOT ES63 75W FL25°	75W	240V	25°	GU10	2800K	2500 cd	2500 hrs	15
0022264	Hi-SPOT ES63 75W WFL50°	75W	240V	50°	GU10	2800K	1000 cd	2500 hrs	15
Hi-SPOT ESD63 Dichroic									
0022281	Hi-SPOT ESD63 75W FL25°	75W	230V	25°	GZ10	2850K	2500 cd	2500 hrs	15
0022291	Hi-SPOT ESD63 75W WFL50°	75W	230V	50°	GZ10	2850K	1000 cd	2500 hrs	15
0022284	Hi-SPOT ESD63 75W FL25°	75W	240V	25°	GZ10	2850K	2500 cd	2500 hrs	15

HI-SPOT® ES111 /ESD111 AG ECO



- Xenon technology
- 20% energy savings compared to Hi-SPOT® ES111/ESD111 with same luminous intensity
- Uniform, Symmetrical light beam
- With Integral anti-glare shield
- High lumen intensity
- 100% dimmable
- Dichroic & Aluminized reflector optical
- For accent or decorative lighting in retail and commercial applications
- Unique 4 segmented W-shape filament for optimal focussing of light beam, resulting in less stray light
- Less heat generation



24°		60W	80W
425mmØ	1m	3000lx	5000lx
850mmØ	2m	750lx	1250lx
1275mmØ	3m	333lx	555lx
1700mmØ	4m	188lx	325lx

Wattage Comparison	
60W	= 75W
80W	= 100W

HI-SPOT® ES111 /ESD111 AG ECO

Code	Description	Watt	Volt	Beam Angle	Cap	Colour Temp	Luminous Intensity	Average Rated Life	Packing Qty.
Hi-SPOT ES111 ECO with anti-glare*									
0021264	Hi-SPOT ES111 ECO 60W FL24°	60W	230V	24°	GU10	2800K	3000 cd	2000 hrs	15
0021266	Hi-SPOT ES111 ECO 60W FL24°	60W	240V	24°	GU10	2800K	3000 cd	2000 hrs	15
Hi-SPOT ESD111 ECO Dichroic with anti-glare*									
0021265	Hi-SPOT ESD111 ECO 80W FL24°	80W	230V	24°	GZ10	2900K	5000 cd	2000 hrs	15
0021267	Hi-SPOT ESD111 ECO 80W FL24°	80W	240V	24°	GZ10	2900K	5000 cd	2000 hrs	15

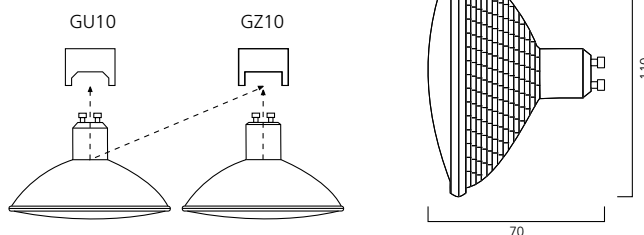
* To be available from September 2010



HI-SPOT® ES111/ESD111 AG



- Mains voltage alternative to Sylvania SA111 aluminium reflector lamp
- With integral anti-glare shield option
- Halogen light without the need for a transformer
- Installing and changing lamps made easier with the 'twist and lock' GU10 and GZ10 caps
- For accent or decorative lighting in retail, commercial and domestic applications



10°		100W
175mmØ	1m	12000lx
350mmØ	2m	3000lx
525mmØ	3m	1333lx
700mmØ	4m	750lx

24°		75W	100W
425mmØ	1m	3500lx	5000lx
850mmØ	2m	875lx	125lx
1275mmØ	3m	389lx	556lx
1700mmØ	4m	219lx	313lx

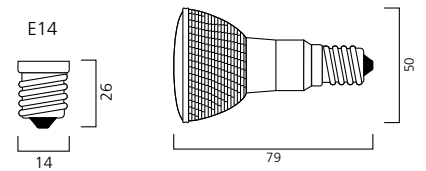
HI-SPOT® ES111/ESD111 AG

Code	Description	Watt	Volt	Beam Angle	Cap	Colour Temp	Luminous Intensity	Average Rated Life	Packing Qty.
Hi-SPOT ES111 without anti-glare									
0022221	Hi-SPOT ES111 75W FL24°	75W	230V	24°	GU10	2800K	3000 cd	2000 hrs	15
0022223	Hi-SPOT ES111 75W FL24°	75W	240V	24°	GU10	2800K	3000 cd	2000 hrs	15
Hi-SPOT ES111 with anti-glare									
0022224	Hi-SPOT ES111 75W FL24°	75W	230V	24°	GU10	2800K	3500 cd	2000 hrs	15
0022225	Hi-SPOT ES111 75W FL24°	75W	240V	24°	GU10	2800K	3500 cd	2000 hrs	15
Hi-SPOT ESD111 Dichroic with anti-glare									
0022229	Hi-SPOT ES111 100W SP10°	100W	230V	10°	GZ10	2900K	12000 cd	2000 hrs	15
0022227	Hi-SPOT ES111 100W FL24°	100W	230V	24°	GZ10	2900K	5000 cd	2000 hrs	15
0022228	Hi-SPOT ES111 100W SP10°	100W	240V	10°	GZ10	2900K	12000 cd	2000 hrs	15
0022226	Hi-SPOT ES111 100W FL24°	100W	240V	24°	GZ10	2900K	5000 cd	2000 hrs	15

HI-SPOT® 50



- Retrofit solution for E14 incandescent R50 lamps
- Twice the life compared to incandescent lamps
- Halogen light without the need for a transformer
- Unique, patented spiral reflector design for uniform beam pattern
- 100% dimmable
- For use in mains voltage E14 cap downlights, spotlights and luminaires



25°		40W
443mmØ	1m	950lx
887mmØ	2m	238lx
1330mmØ	3m	106lx
1774mmØ	4m	59lx

HI-SPOT® 50

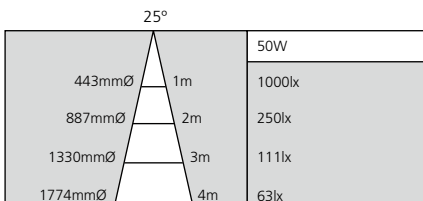
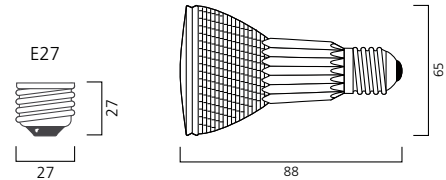
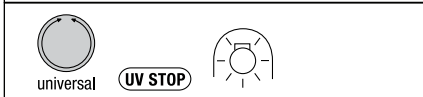
Code	Description	Watt	Volt	Beam Angle	Cap	Colour Temp	Luminous Intensity	Average Rated Life	Packing Qty.
Hi-SPOT 50									
0021081	Hi-SPOT 50 40W FL25°	40W	230V	25°	E14	2700K	950 cd	2000 hrs	15
0021084	Hi-SPOT 50 40W FL25°	40W	240V	25°	E14	2700K	950 cd	2000 hrs	15



HI-SPOT® 63 ECO



- Xenon technology
- 20% energy savings compared to Hi-SPOT® 63 with same luminous intensity
- Uniform, symmetrical beam
- Minimized stray light losses - more light on application area
- Unique 4 segmented W-shape filament for optimal focussing of light beam, resulting in less stray light
- Less heat generation
- 100% dimmable
- Transformer free operation



Wattage Comparison	
40W	= 50W

HI-SPOT® 63 ECO

Code	Description	Watt	Volt	Beam Angle	Cap	Colour Temp	Luminous Intensity	Average Rated Life	Packing Qty.
Hi-SPOT 63 ECO*									
0021137	Hi-SPOT 63 ECO 40W FL25°	40W	230V	25°	E27	2800K	1000 cd	2500 hrs	15
0021138	Hi-SPOT 63 ECO 40W FL25°	40W	240V	25°	E27	2800K	1000 cd	2500 hrs	15

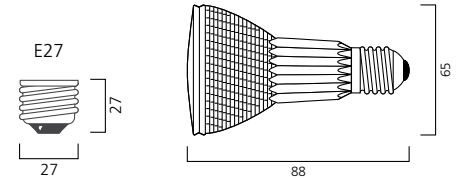
* To be available from September 2010



HI-SPOT® 63



- Halogen light without the need for a transformer
- Unique, patented, spiral faceted aluminised reflector
- 100% dimmable
- For use in mains voltage E27 cap downlights, spotlights and luminaires
- For accent or decorative lighting in retail, commercial and domestic applications
- Suitable for outdoor use when protected from direct contact with water



10°		50W
175mmØ	1m	3000lx
350mmØ	2m	750lx
525mmØ	3m	333lx
700mmØ	4m	188lx

25°		50W
443mmØ	1m	1000lx
887mmØ	2m	250lx
1330mmØ	3m	111lx
1774mmØ	4m	63lx

HI-SPOT® 63

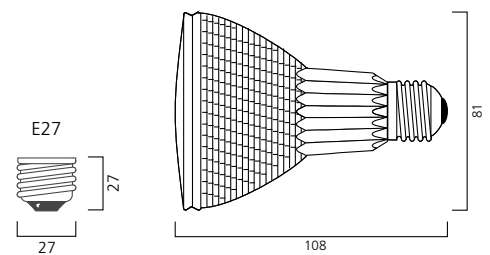
Code	Description	Watt	Volt	Beam Angle	Cap	Colour Temp	Luminous Intensity	Average Rated Life	Packing Qty.
Hi-SPOT 63									
0021125	Hi-SPOT 63 50W SP10°	50W	230V	10°	E27	2900K	3000 cd	2500 hrs	15
0021126	Hi-SPOT 63 50W FL25°	50W	230V	25°	E27	2900K	1000 cd	2500 hrs	15
0021127	Hi-SPOT 63 50W SP10°	50W	240V	10°	E27	2900K	3000 cd	2500 hrs	15
0021128	Hi-SPOT 63 50W FL25°	50W	240V	25°	E27	2900K	1000 cd	2500 hrs	15



HI-SPOT® 80 ECO



- Xenon technology
- 20% energy savings compared to Hi-SPOT® 80 with same luminous intensity
- Uniform, symmetrical beam
- Minimized stray light losses - more light on application area
- Unique 4 segmented W-shape filament for optimal focussing of light beam, resulting in less stray light
- Less heat generation
- 100% dimmable
- Transformer free operation



25°		40W	60W
443mmØ	1m	1100lx	2000lx
887mmØ	2m	275lx	500lx
1330mmØ	3m	120lx	222.2lx
1774mmØ	4m	70lx	125lx

Wattage Comparison	
40W	= 50W
60W	= 75W

HI-SPOT® 80 ECO

Code	Description	Watt	Volt	Beam Angle	Cap	Colour Temp	Luminous Intensity	Average Rated Life	Packing Qty.
Hi-SPOT 80 ECO*									
0021148	Hi-SPOT 80 ECO 40W FL25°	40W	230V	25°	E27	2800K	1100 cd	2500 hrs	15
0021150	Hi-SPOT 80 ECO 40W FL25°	40W	240V	25°	E27	2800K	1100 cd	2500 hrs	15
0021149	Hi-SPOT 80 ECO 60W FL25°	60W	230V	25°	E27	2900K	2000 cd	2500 hrs	15
0021151	Hi-SPOT 80 ECO 60W FL25°	60W	240V	25°	E27	2900K	2000 cd	2500 hrs	15

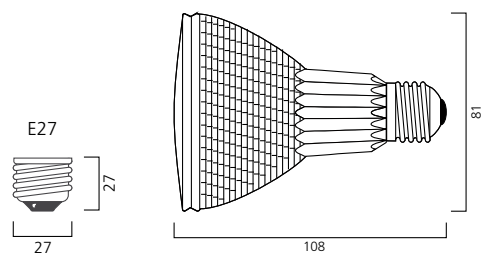
* To be available from September 2010



HI-SPOT® 80



- Halogen light without the need for a transformer
- Unique, patented, spiral faceted aluminised reflector
- 100% dimmable
- For use in mains voltage E27 cap downlights, spotlights and luminaires
- For accent or decorative lighting in retail, commercial and domestic applications
- Suitable for outdoor use when protected from direct contact with water



10°		50W	75W
175mmØ	1m	4000lx	5500lx
350mmØ	2m	1000lx	1375lx
525mmØ	3m	444lx	611lx
700mmØ	4m	250lx	344lx

25°		50W	75W
443mmØ	1m	1100lx	1300lx
887mmØ	2m	275lx	325lx
1330mmØ	3m	122lx	144lx
1774mmØ	4m	69lx	81lx

HI-SPOT® 80

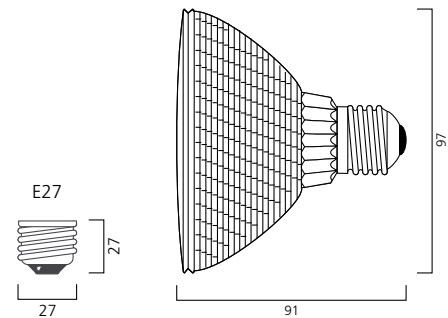
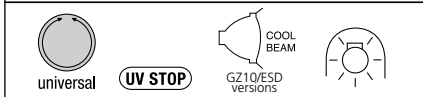
Code	Description	Watt	Volt	Beam Angle	Cap	Colour Temp	Luminous Intensity	Average Rated Life	Packing Qty.
Hi-SPOT 80									
0021131	Hi-SPOT 80 50W SP10°	50W	230V	10°	E27	2900K	4000 cd	2500 hrs	15
0021132	Hi-SPOT 80 50W FL25°	50W	230V	25°	E27	2900K	1100 cd	2500 hrs	15
0021133	Hi-SPOT 80 75W SP10°	75W	230V	10°	E27	2900K	5500 cd	3000 hrs	15
0021134	Hi-SPOT 80 75W FL25°	75W	230V	25°	E27	2900K	1300 cd	3000 hrs	15
0021161	Hi-SPOT 80 50W SP10°	50W	240V	10°	E27	2900K	4000 cd	2500 hrs	15
0021162	Hi-SPOT 80 50W FL25°	50W	240V	25°	E27	2900K	1100 cd	2500 hrs	15
0021163	Hi-SPOT 80 75W SP10°	75W	240V	10°	E27	2900K	5500 cd	3000 hrs	15
0021164	Hi-SPOT 80 75W FL25°	75W	240V	25°	E27	2900K	1300 cd	3000 hrs	15



HI-SPOT® 95 ECO



- Xenon technology
- 20% energy savings compared to Hi-SPOT® 95 with same luminous intensity
- Uniform, symmetrical beam
- Less CO₂ emissions
- Unique 4 segmented W-shape filament for optimal focussing of light beam, resulting in less stray light
- For accent or decorative lighting in retail, commercial and domestic applications
- Less heat generation
- 100% dimmable
- Transformer free operation



30°		60W	80W
536mmØ	1m	2400lx	3500lx
1072mmØ	2m	600lx	875lx
1608mmØ	3m	266.7lx	390lx
2144mmØ	4m	150lx	220lx

Wattage Comparison	
60W	= 75W
80W	= 100W

HI-SPOT® 95 ECO

Code	Description	Watt	Volt	Beam Angle	Cap	Colour Temp	Luminous Intensity	Average Rated Life	Packing Qty.
Hi-SPOT 95 ECO*									
0021177	Hi-SPOT 95 ECO 60W FL30°	60W	230V	30°	E27	2900K	2200 cd	2500 hrs	15
0021179	Hi-SPOT 95 ECO 60W FL30°	60W	240V	30°	E27	2900K	2200 cd	2500 hrs	15
0021178	Hi-SPOT 95 ECO 80W FL30°	80W	230V	30°	E27	2900K	3500 cd	2500 hrs	15
0021180	Hi-SPOT 95 ECO 80W FL30°	80W	240V	30°	E27	2900K	3500 cd	2500 hrs	15
Hi-SPOT 95 ECO Dichroic*									
0021227	Hi-SPOT 95 ECO 60W FL30° D	60W	230V	30°	E27	2900K	2400 cd	2500 hrs	15
0021228	Hi-SPOT 95 ECO 60W FL30° D	60W	240V	30°	E27	2900K	2400 cd	2500 hrs	15

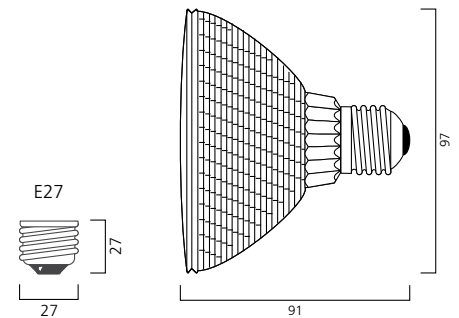
* To be available from September 2010



HI-SPOT® 95



- Halogen light without the need for a transformer
- Unique, patented, spiral faceted aluminised reflector
- 100% dimmable
- For use in mains voltage E27 cap downlights, spotlights and luminaires
- Use dichroic lamps for lighting food, textiles and other objects sensitive to heat
- Suitable for outdoor use when protected from direct contact with water



10°		75W	100W
175mmØ	1m	6900lx	10000lx
350mmØ	2m	1725lx	2500lx
525mmØ	3m	767lx	1111lx
700mmØ	4m	431lx	625lx

30°		75W	75W DIC	100W
536mmØ	1m	2200lx	2400lx	3500lx
1072mmØ	2m	550lx	600lx	875lx
1608mmØ	3m	244lx	267lx	389lx
2144mmØ	4m	138lx	150lx	219lx

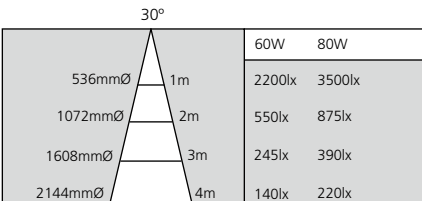
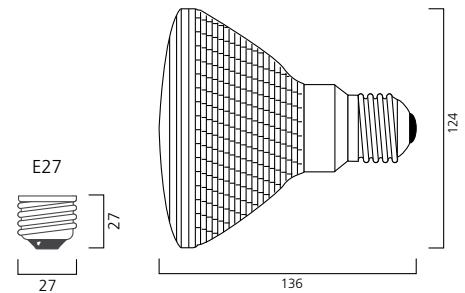
HI-SPOT® 95

Code	Description	Watt	Volt	Beam Angle	Cap	Colour Temp	Luminous Intensity	Average Rated Life	Packing Qty.
Hi-SPOT 95									
0021230	Hi-SPOT 95 75W SP10°	75W	230V	10°	E27	2900K	6900 cd	3000 hrs	15
0021231	Hi-SPOT 95 75W FL30°	75W	230V	30°	E27	2900K	2200 cd	3000 hrs	15
0021234	Hi-SPOT 95 100W SP10°	100W	230V	10°	E27	2900K	10000 cd	3000 hrs	15
0021235	Hi-SPOT 95 100W FL30°	100W	230V	30°	E27	2900K	3500 cd	3000 hrs	15
0021232	Hi-SPOT 95 75W SP10°	75W	240V	10°	E27	2900K	6900 cd	3000 hrs	15
0021233	Hi-SPOT 95 75W FL30°	75W	240V	30°	E27	2900K	2200 cd	3000 hrs	15
0021236	Hi-SPOT 95 100W SP10°	100W	240V	10°	E27	2900K	10000 cd	3000 hrs	15
0021237	Hi-SPOT 95 100W FL30°	100W	240V	30°	E27	2900K	3500 cd	3000 hrs	15
Hi-SPOT 95 Dichroic									
0021291	Hi-SPOT 95 75W FL30° D	75W	230V	30°	E27	2900K	2400 cd	3000 hrs	15
0021293	Hi-SPOT 95 75W FL30° D	75W	240V	30°	E27	2900K	2400 cd	3000 hrs	15

HI-SPOT® 120 ECO



- Xenon technology
- 20% energy savings compared to Hi-SPOT® 120 with same luminous intensity
- Uniform, symmetrical beam
- Less CO₂ emissions
- Less heat generation
- Unique 4 segmented W-shape filament for optimal focussing of light beam, resulting in less stray light
- For accent or decorative lighting in retail, commercial and domestic applications
- Less heat generation
- 100% dimmable
- Transformer free operation



Wattage Comparison	
60W	= 75W
80W	= 100W

HI-SPOT® 120 ECO

Code	Description	Watt	Volt	Beam Angle	Cap	Colour Temp	Luminous Intensity	Average Rated Life	Packing Qty.
Hi-SPOT 120 ECO*									
0021181	Hi-SPOT 120 ECO 60W FL30°	60W	230V	30°	E27	2900K	2200 cd	2500 hrs	15
0021190	Hi-SPOT 120 ECO 60W FL30°	60W	240V	30°	E27	2900K	2200 cd	2500 hrs	15
0021182	Hi-SPOT 120 ECO 80W FL30°	80W	230V	30°	E27	2900K	3500 cd	2500 hrs	15
0021191	Hi-SPOT 120 ECO 80W FL30°	80W	240V	30°	E27	2900K	3500 cd	2500 hrs	15

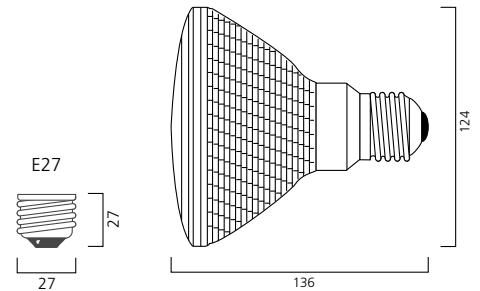
* To be available from September 2010



HI-SPOT® 120



- Halogen light without the need for a transformer
- Unique, patented, spiral faceted aluminised reflector
- 100% dimmable
- For use in mains voltage E27 cap downlights, spotlights and luminaires
- For accent or decorative lighting in retail, commercial and domestic applications
- Suitable for outdoor use when protected from direct contact with water



10°		75W	100W
175mmØ	1m	6900lx	10000lx
350mmØ	2m	1725lx	2500lx
525mmØ	3m	767lx	1111lx
700mmØ	4m	431lx	625lx

30°		75W	100W
536mmØ	1m	2200lx	3500lx
1072mmØ	2m	550lx	875lx
1608mmØ	3m	244lx	389lx
2144mmØ	4m	138lx	219lx

HI-SPOT® 120

Code	Description	Watt	Volt	Beam Angle	Cap	Colour Temp	Luminous Intensity	Average Rated Life	Packing Qty.
Hi-SPOT 120									
0021141	Hi-SPOT 120 75W FL30°	75W	230V	30°	E27	2900K	2200 cd	3000 hrs	15
0021144	Hi-SPOT 120 100W SP10°	100W	230V	10°	E27	2900K	10000 cd	3000 hrs	15
0021145	Hi-SPOT 120 100W FL30°	100W	230V	30°	E27	2900K	3500 cd	3000 hrs	15
0021142	Hi-SPOT 120 75W SP10°	75W	240V	10°	E27	2900K	6900 cd	3000 hrs	15
0021143	Hi-SPOT 120 75W FL30°	75W	240V	30°	E27	2900K	2200 cd	3000 hrs	15
0021146	Hi-SPOT 120 100W SP10°	100W	240V	10°	E27	2900K	10000 cd	3000 hrs	15
0021147	Hi-SPOT 120 100W FL30°	100W	240V	30°	E27	2900K	3500 cd	3000 hrs	15

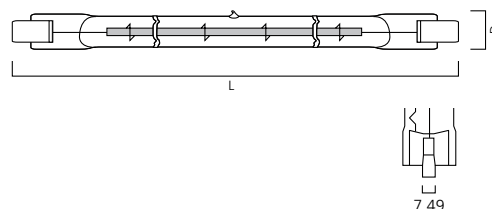


LINEAR DOUBLE ENDED 78MM/118MM ECO



- Xenon technology
- 20% energy savings compared to standard halogen double ended lamps with same light output
- Sparkling light output
- Less CO₂ emissions
- Less heat generation.
- Transformer free operation
- Filament support method patented

R7s	Double Ended 78
L	78
D	10
R7s	Double Ended 118
L	118
D	8



Wattage Comparison	
48W	= 60W
80W	= 100W
120W	= 150W
160W	= 200W
230W	= 300W
400W	= 500W

LINEAR DOUBLE ENDED ECO

Code	Description	Watt	Volt	Cap	Colour Temp	Luminous Flux	Average Rated Life	Packing Qty.
Linear Double Ended ECO 78MM								
0021529	DE ECO 78MM 230V 48W	48W	230V	R7s	2900K	750 lm	1000 hrs	10
0021530	DE ECO 78MM 240V 48W	48W	240V	R7s	2900K	750 lm	1000 hrs	10
0021531	DE ECO 78MM 230V 80W	80W	230V	R7s	2900K	1400 lm	1000 hrs	10
0021532	DE ECO 78MM 240V 80W	80W	240V	R7s	2900K	1400 lm	1000 hrs	10
0021533	DE ECO 78MM 230V 120W	120W	230V	R7s	2950K	2250 lm	1000 hrs	10
0021534	DE ECO 78MM 240V 120W	120W	240V	R7s	2950K	2250 lm	1000 hrs	10
Linear Double Ended ECO 118MM								
0021713	DE ECO 118MM 230V 120W	120W	230V	R7s	2950K	2250 lm	2000 hrs	10
0021714	DE ECO 118MM 240V 120W	120W	240V	R7s	2950K	2250 lm	2000 hrs	10
0021715	DE ECO 118MM 230V 160W	160W	230V	R7s	3000K	3100 lm	2000 hrs	10
0021716	DE ECO 118MM 240V 160W	160W	240V	R7s	3000K	3100 lm	2000 hrs	10
0021717	DE ECO 118MM 230V 230W	230W	230V	R7s	3000K	4800 lm	2000 hrs	10
0021718	DE ECO 118MM 240V 230W	230W	240V	R7s	3000K	4800 lm	2000 hrs	10
0021719	DE ECO 118MM 230V 400W	400W	230V	R7s	3000K	9000 lm	2000 hrs	10
0021720	DE ECO 118MM 240V 400W	400W	240V	R7s	3000K	9000 lm	2000 hrs	10

LINEAR DOUBLE ENDED 189MM/254MM/331MM



- Instant illumination
- Excellent colour rendering
- Suitable for outdoor floodlighting/security lighting
- Suitable for interior floodlighting, uplighting and wallwashing
- For use in luminaires with toughened front glass

R7s Double Ended 189

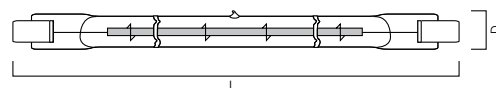
L 189
D 12

R7s Double Ended 254

L 254
D 12

R7s Double Ended 331

L 331
D 12



UV STOP



LINEAR DOUBLE ENDED

Code	Description	Watt	Volt	Cap	Colour Temp	Luminous Flux	Average Rated Life	Packing Qty.
Double Ended 189								
0021622	DE 189MM 230V 750W	750W	230V	R7s	3000K	15000 lm	2000 hrs	10
0021623	DE 189MM 240V 750W	750W	240V	R7s	3000K	15000 lm	2000 hrs	10
0021624	DE 189MM 230V 1000W	1000W	230V	R7s	3000K	22000 lm	2000 hrs	10
0021625	DE 189MM 240V 1000W	1000W	240V	R7s	3000K	22000 lm	2000 hrs	10
Double Ended 254								
0021626	DE 254MM 230V 1500W	1500W	230V	R7s	3000K	33000 lm	2000 hrs	10
0021628	DE 254MM 240V 1500W	1500W	240V	R7s	3000K	33000 lm	2000 hrs	10
Double Ended 331								
0021629	DE 331MM 230V 2000W	2000W	230V	R7s	3000K	44000 lm	2000 hrs	50







LED



TOLEDO LAMPS

ToLEDo Candle / Candle Bent Tip 72 ToLEDo GLS A60 74
 ToLEDo Ball G45 73



LED GU10

GU10 LED Coloured E50 75



HI-SPOT® REFLED

HI-SPOT® RefLED ES50 76 HI-SPOT® RefLED PAR20 78
 HI-SPOT® RefLED PAR16 77 HI-SPOT® RefLED PAR30 79



MICRO-LYNX LAMPS

Micro-Lynx LED 80



A55

A55 Variable Color (HV) 81



LEDs are becoming more and more efficient and versatile for accent lighting applications. They are available in various shapes, intensities, beam angles and colours. LEDs are the perfect solution where long lasting light source with low service maintenance are a factor.

The small dimensions of these light sources and the easy connectivity make them popular in applications of creative, easy to install lighting effects.


The evolution of this light source is still ongoing, even our well known and established Micro-Lynx F compact fluorescent lamp has been adapted and evolved to become the Micro-Lynx LED.

Sylvania offers a wide range of retrofit LED lamps that live up to the promise of attractive, safe and above all, efficient lighting solutions.

Sylvania LED lamps give you a lot of light for your energy. Up to 52 lumen per watt, to be precise.

Which makes them around 4 times more efficient than their incandescent or halogen counterparts.

Unlike regular energy saving lamps, Sylvania LEDs produce instant warm, soothing light the moment you switch them on. Their unique construction ensures perfect insulation of the metal casing, making them extremely safe to use, even in humid conditions. Sylvania's retrofit LED lamps come in a variety of decorative shapes and caps, offering 100% compatibility and one-to-one replacement with existing installations





TOLEDO LAMPS

Sylvania's innovative answer to the prehistoric light bulb. Get years of warm, soothing light at the flick of a switch

A satin glass bulb ensures soft, warm light diffused at a very wide angle. Matches the ambiance of incandescent light with an energy saving of 85 %. The real alternative for decorative applications, especially chandeliers and antique-style lighting



HI-SPOT® REFLED

Introducing the world's first true dimensional retrofit LED spot with GU10 base, offering the same output as a 50W mains voltage halogen lamp for just 3.5 W of power, or an energy saving of 90 %. Chosen by professional customers as best in class!

Sylvania's revolutionary LED spot replaces 40 W incandescent R50 spots with a E14 screw fitting. The HI-SPOT® RefLED gives you more light for a lot less energy.

Get hours and hours and hours of warm, bright, white light. Replaces regular 50W incandescent R63 spots or PAR20 halogen spots, using only a fraction of the energy.

When you need the strongest, brightest light, Radiating 2000 candela of warm white light, the HI-SPOT® RefLED PAR30 offers the equivalent output of 75 W lamps for just 10 W of electricity.



MICRO-LYNX LAMPS

As the name states, incorporates 21 state of the art LED's (Light Emitting Diodes). The ultra low profile Micro-Lynx LED operates directly on the mains supply so no separate transformer is required. 1,5w available in two different finishes (clear or satin) both in white or 4 different vibrant colours (blue, green, red or yellow) the new 5w version will be available for real high power lighting applications.

With Micro-Lynx LED, the creation of staggering or subtle ambience lighting effects will become child's play.

No difficult choices of which transformer or interconnection cables to use - with the Micro-Lynx LED it's just plug and play!

ToLEDo CANDLE/CANDLE BENT-TIP

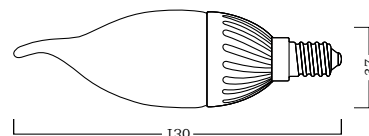
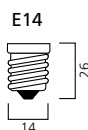
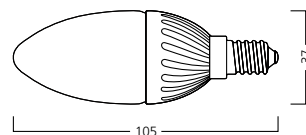


ToLEDo Candle

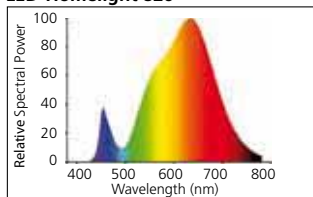
- 15 years or 15,000 hours
- Instant light
- Colour rendering index 85
- 100 % retrofit

ToLEDo Candle Bent Tip

- 15 years or 15,000 hours
- Instant light
- Colour rendering index 85
- 2.5 W = 15 W incandescent
- 130 lm (-85 % energy*)
- HomeLight 2600 K
- Satin bulb gives uniform light distribution
- Exact dimensional incandescent copy



LED-Homelight 826



ToLEDo CANDLE

Code	Description	Watt	Volt	Cap	Lamp Finish	Colour Temp	Luminous Flux	Average Rated Life	Packing Qty.
ToLEDo Candle									
0026156	Candle Satin Homelight	2,5W	220-240V	E14	Satin	2600K	130 lm	15000 hrs	10
ToLEDo Candle Bent Tip									
0026160	Bent Tip Candle Satin Homelight	2,5W	220-240V	E14	Satin	2600K	130 lm	15000 hrs	10

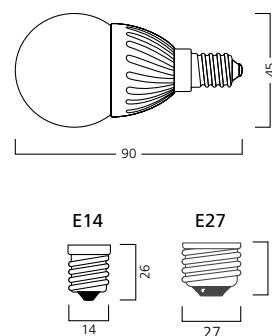
* compared with incandescent



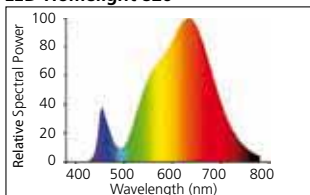
TOLEDO BALL



- 15 years or 15,000 hours
- Instant light
- Colour rendering index 85
- 2.5 W = 15 W incandescent
- 130 lm (-85 % energy*)
- HomeLight 2600 K
- Satin bulb gives uniform light distribution
- Exact dimensional incandescent copy



LED-Homelight 826



ToLEDo BALL

Code	Description	Watt	Volt	Cap	Lamp Finish	Colour Temp	Luminous Flux	Average Rated Life	Packing Qty.
ToLEDo Ball									
0026164	Ball Satin Homelight	2,5W	220-240V	E14	Satin	2600K	130 lm	15000 hrs	10
0026178	Ball Satin Homelight	2,5W	220-240V	E27	Satin	2600K	130 lm	15000 hrs	10

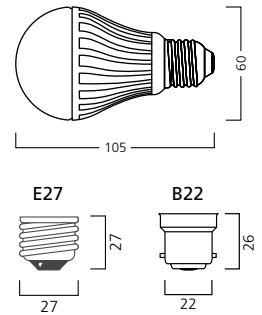
* compared with incandescent



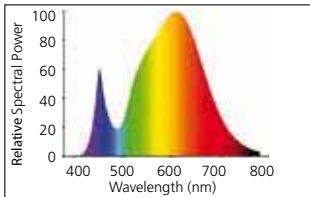
TOLEDO GLS



- 15 years or 15,000 hours
- Instant light
- Colour rendering index 85
- 100 % retrofit
- 6 W = 25 W incandescent
- E27 and B22 socket
- 250 lm (-80 % energy*)
- Warm White 3000 K
- 100-250 V
- Energy Class A



LED-Warm White 830



ToLEDo GLS

Code	Description	Watt	Volt	Cap	Lamp Finish	Colour Temp	Luminous Flux	Average Rated Life	Packing Qty.
ToLEDo GLS A60									
0026152	GLS Pearl Warm White	6W	100-250V	E27	Pearl	3000K	250 lm	15000 hrs	10
0026190	GLS Pearl Warm White	6W	100-250V	B22	Pearl	3000K	250 lm	15000 hrs	10

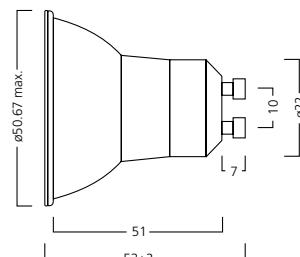
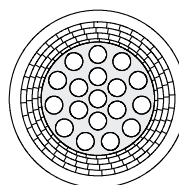
* compared with incandescent



GU10 LED ES50



- Halogen retrofit, will fit into every GU10 / GZ10 socket.
- Coloured LED light appears much richer than the light from coloured halogen, fluorescent or HID lamps.
- Ideal for creating ambience atmosphere, in both domestic and semi-professional
- Applications e.g. Hotel rooms, Restaurants, Bars, Furniture lighting etc.
- Life time of 25,000 hours, low maintenance cost.
- 1.5 Watt rating, cost very little to operate.
- No delay or run up time after switch-on.



GU10 LED ES50

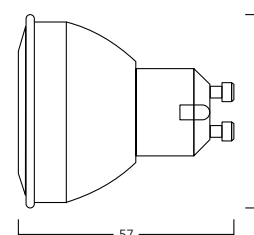
Code	Description	Watt	Volt	LED Colour	Luminous Flux	Average Rated Life	Packing Qty.
GU10 LED ES50 1,5W							
0025121	LED GU10 White	1.5W	200-250V	White	18 lm	10000 hrs	20
0025122	LED GU10 Blue	1.5W	200-250V	Blue	11 lm	25000 hrs	20
0025125	LED GU10 Yellow	1.5W	200-250V	Yellow	11 lm	25000 hrs	20
0025123	LED GU10 Red	1.5W	200-250V	Red	10 lm	25000 hrs	20
0025124	LED GU10 Green	1.5W	200-250V	Green	22 lm	25000 hrs	20



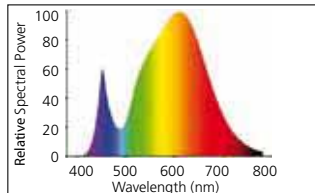
HI-SPOT® REFLED ES50



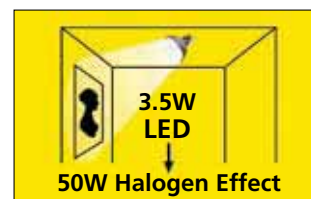
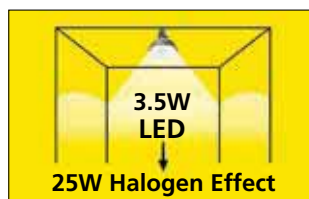
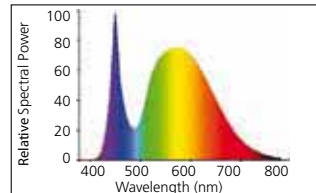
- Available in Warm 3000 K and Cool White 4000 K
- Colour rendering index 85
- 15 years or 15,000 hours
- Instant light
- Universal Retrofit 100-250 V
- 3.5 W = 35 W halogen
- World's first true dimensional retrofit for 50W halogen in spot lighting applications
- Integrated electrical isolating transformer for highest safety, even in humid conditions



LED-Warm White 830



LED-Cool White 840



HI-SPOT® REFLED ES50

Code	Description	Watt	Volt	Beam Angle	Cap	Colour Temp	Luminous Intensity	Luminous Flux	Average Rated Life	Packing Qty.
HI-SPOT® RefLED ES50										
0025169	HI-SPOT® RefLED ES50	3.5W	100-250V	20°	GU10	3000K	1200 cd	175 lm	15000 hrs	10
0025173	HI-SPOT® RefLED ES50	3.5W	100-250V	20°	GU10	4000K	1400 cd	210 lm	15000 hrs	10

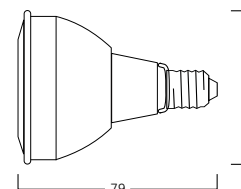
* compared with Halogen



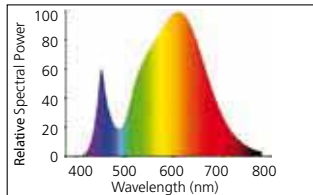
HI-SPOT® REFLED PAR16



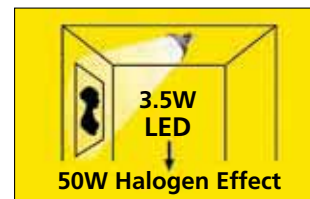
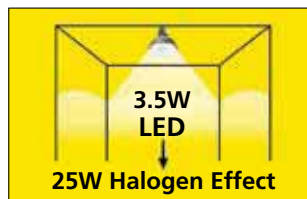
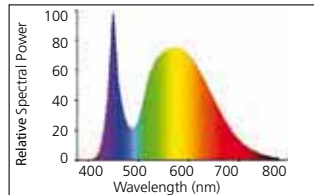
- Available in Warm 3000 K and Cool White 4000 K
- Colour rendering index 85
- 15 years or 15,000 hours
- Instant light
- Universal Retrofit 100-250 V
- 3.5 W = 40 W incandescent R50
- World's first true dimensional retrofit for 50W halogen in spot lighting applications
- Integrated electrical isolating transformer for highest safety, even in humid conditions



LED-Warm White 830



LED-Cool White 840



HI-SPOT® REFLED PAR16

Code	Description	Watt	Volt	Beam Angle	Cap	Colour Temp	Luminous Intensity	Luminous Flux	Average Rated Life	Packing Qty.
HI-SPOT® RefLED PAR16										
0025171	HI-SPOT® RefLED PAR16	3.5W	100-250V	20°	E14	3000K	1200 cd	175 lm	15000 hrs	10
0025176	HI-SPOT® RefLED PAR16	3.5W	100-250V	20°	E14	4000K	1400 cd	210 lm	15000 hrs	10

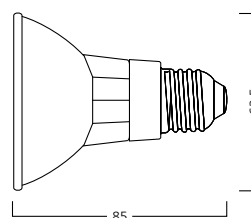
* compared with Halogen



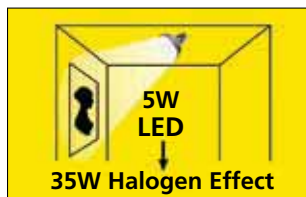

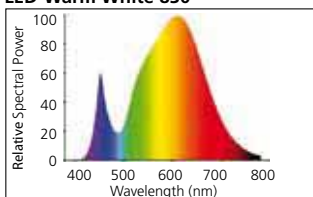
HI-SPOT® REFLED PAR20



- Warm White 3000 K
- Colour rendering index 85
- 15 years or 15,000 hours
- Instant light
- Universal Retrofit 100-250 V
- 5W = 25W halogen downlight
- True dimensional retrofit for halogen PAR 20 & Incandescent PAR 63
- Integrated electrical isolating transformer for highest safety, even in humid conditions



LED-Warm White 830



HI-SPOT® REFLED PAR20

Code	Description	Watt	Volt	Beam Angle	Cap	Colour Temp	Luminous Intensity	Luminous Flux	Average Rated Life	Packing Qty.
HI-SPOT® RefLED PAR20										
0026170	HI-SPOT® RefLED PAR20	5W	100-250V	30°	E27	3000K	450 cd	200 lm	15000 hrs	10

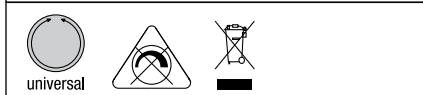
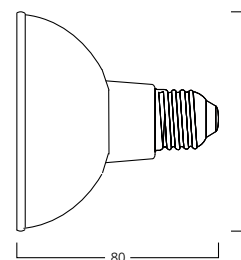
* compared with Halogen



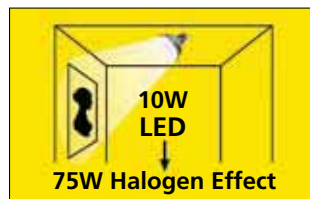
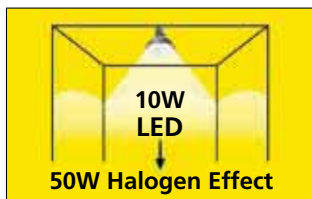
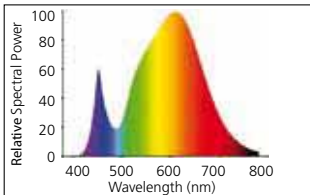
HI-SPOT[®] REFLED PAR30



- Warm White 3000 K
- Colour rendering index 85
- 15 years or 15,000 hours
- Instant light
- Universal Retrofit 100-250 V
- 10 W = 50 W halogen downlight
- Integrated electrical isolating transformer for highest safety, even in humid conditions



LED-Warm White 830



HI-SPOT[®] REFLED PAR30

Code	Description	Watt	Volt	Beam Angle	Cap	Colour Temp	Luminous Intensity	Luminous Flux	Average Rated Life	Packing Qty.
HI-SPOT[®] RefLED PAR30										
0026172	HI-SPOT [®] RefLED PAR30	10W	100-250V	25°	E27	3000K	2000 cd	400 lm	15000 hrs	10


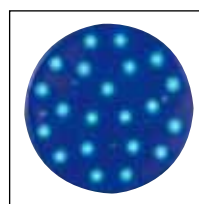







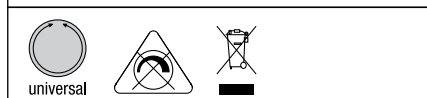
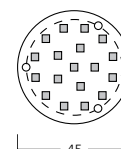
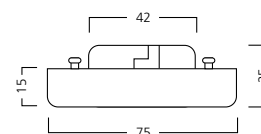
* compared with Halogen



MICRO-LYNX LED



- Two different finishes - satin and clear
- Power consumption 1,5W or 5W
- Temperature range of -25°C to 60°C
- Integrated electronic driver
- Mains voltage operation
- New 5W version with very high light output, matching CFL light output



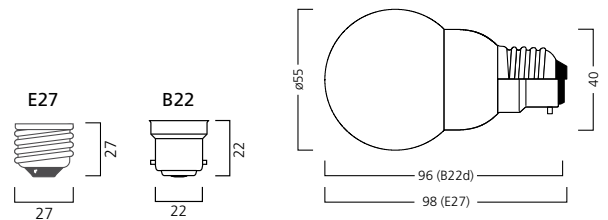
MICRO-LYNX LED

Code	Description	Watt	Volt	Cap	LED Colour	Lamp Finish	Colour Temp	Luminous Flux	Average Rated Life	Packing Qty.
Micro-Lynx LED 1,5W Satin										
0025060	Micro-Lynx LED White Satin	1.5W	230-240V	GX53	White	Satin	6500K	20 lm	50000 hrs	10
0025061	Micro-Lynx LED Red Satin	1.5W	230-240V	GX53	Red	Satin	-	12 lm	50000 hrs	10
0025062	Micro-Lynx LED Green Satin	1.5W	230-240V	GX53	Green	Satin	-	20 lm	50000 hrs	10
0025063	Micro-Lynx LED Blue Satin	1.5W	230-240V	GX53	Blue	Satin	-	5 lm	50000 hrs	10
0025064	Micro-Lynx LED Yellow Satin	1.5W	230-240V	GX53	Yellow	Satin	-	15 lm	50000 hrs	10
Micro-Lynx LED 1,5W Clear										
0025065	Micro-Lynx LED White Clear	1.5W	230-240V	GX53	White	Clear	6500K	40 lm	50000 hrs	10
0025066	Micro-Lynx LED Red Clear	1.5W	230-240V	GX53	Red	Clear	-	20 lm	50000 hrs	10
0025067	Micro-Lynx LED Green Clear	1.5W	230-240V	GX53	Green	Clear	-	32 lm	50000 hrs	10
0025068	Micro-Lynx LED Blue Clear	1.5W	230-240V	GX53	Blue	Clear	-	8 lm	50000 hrs	10
0025069	Micro-Lynx LED Yellow Clear	1.5W	230-240V	GX53	Yellow	Clear	-	24 lm	50000 hrs	10
Micro-Lynx LED 5W Clear										
0025031	Micro-Lynx LED White Clear	5W	230-240V	GX53	Warm White	Clear	3000K	180 lm	25000 hrs	10
0025033	Micro-Lynx LED White Clear	5W	230-240V	GX53	Cool White	Clear	8000K	200 lm	25000 hrs	10

VARIABLE COLOR



- GLS retrofit will fit into every E27 & B22 Socket
- Colour changing ideal for creating ambience atmosphere, in Professional and
- Domestic applications e.g. Bars, Christmas Trees, (Indoor) Parties Nurseries
- Nightlights etc.
- Will last an average lifetime of 25000 hours
- Works directly on mains voltage, no need for a separate transformer or electronic driver, all electronics incorporated.



A55 VARIABLE COLOR (HV)

Code	Description	Cap	Watt	Volt	LED Colour	Packing Qty.
0025127	7 COLOUR LED BALL	E27	0.7W	220-250V	Variable 7-Colour	10
0025135	7 COLOUR LED BALL	B22	0.7W	220-250V	Variable 7-Colour	10





Manufacturer's lamp cross reference

Sylvania	Osram	Philips	GE	Megaman
Mini-Lynx [®] Standard	Duluxstar Stick	Esaver Genie	Electronic Stick T3 Mini Eco	Tubular
Mini-Lynx [®] Fast-Start 10K hrs	Dulux Superstar Stick	PL-Electronic	Electronic Stick T3 mini	Liliput
Mini-Lynx [®] Compact Fast-Start Stick	-	-	-	Liliput plus
Mini-Lynx [®] Compact Fast-Start Spiral	Dulux Superstar Micro Twist	Esaver Tornado	Electronic Spiral T2	Spiral
Mini-Lynx [®] Compact GLS	Duluxstar Classic A	PL-Electronic Ambience	Electronic Energy Smart T2	Classic
Mini-Lynx [®] Compact Candle	Duluxstar Mini Candle	Esaver Candle	Electronic Candle T2	Ultra Compact Candle/Candlelight
Mini-Lynx [®] Compact Ball	Duluxstar Mini Ball	Esaver T shape	Electronic Spherical T2	Ultra Compact Classic
Mini-Lynx [®] Globe	Duluxstar Globe	PL Electronic Globe	Electronic Globe	Globe
Mini-Lynx [®] Dimmable (dimmer)	Dulux Intelligent Dim	PL-Electronic Dimmable	Electronic Spiral T3 Dimmable	Dimmerable
Mini-Lynx [®] Dimmable (switch)	Dulux Intelligent Vario	-	-	DorS Dimming
Mini-Lynx [®] Reflector GU10	Duluxstar Reflector	Esaver Downlighter GU10	Electronic GU10	GU10 Reflector
Mini-Lynx [®] R50 - R80 Reflector	Duluxstar Reflector	Esaver Downlighter	Electronic Reflector T2	Compact Reflector
Lynx-T	DULUX T	Master PL-T 2 Pins	Biax T	
Lynx-TE	DULUX T/E	Master PL-T 4 Pins	Biax TE	
Lynx-D	DULUX D	Master PL-C 2 Pins	Biax D	
Lynx-DE	DULUX D/E	Master PL-C 4 Pins	Biax DE	
Lynx-SE	DULUX S/E	Master PL-S 4 Pins	Biax SE	
Lynx-S	DULUX S	Master PL-S 2 Pins	Biax S	
Lynx-L	DULUX L	Master PL-L 4 Pins	Biax L	
Lynx-LE	DULUX L	Master PL-L 4 Pins	Biax L	
Lynx-F	DULUX F	-	-	
Lynx-Q	-	-	-	
Lynx-QE	-	-	-	

COMPACT FLUORESCENT



MICRO-LYNX® LAMPS

Micro-Lynx Luna 86 Micro-Lynx F Third Generation 87



MINI-LYNX® LAMPS

Mini-Lynx Standard 88 Mini-Lynx Ball 94
 Mini-Lynx Fast-Start 10K hrs 89 Mini-Lynx Globe 95
 Mini-Lynx Compact Fast-Start Stick 90 Mini-Lynx Dimmable 96
 Mini-Lynx Compact Fast-Start Spiral 91 Mini-Lynx Reflector GU10 97
 Mini-Lynx Compact GLS 92 Mini-Lynx R50-R80 Reflector 98
 Mini-Lynx Compact Candle 93



LYNX LAMP

Lynx - T 99 Lynx - L 106
 Lynx - TE Amalgam 100 Lynx - LE 107
 Lynx - TE FSD 101 Lynx - F 108
 Lynx - D 102 Lynx - Q 109
 Lynx - DE 103 Lynx - QE 110
 Lynx - S 104
 Lynx - SE 105

TECHNICAL DATA

Spectral Power Distribution 111 Circuit Diagrams 112



Compact fluorescent lamps are available in a wide range of shapes and formats to meet the growing need for compact, energy efficient and long lasting lamps, coupled with excellent colour rendering.

They are the result of traditional fluorescent lamp making skills which, when combined with an integral state-of-the-art electronic ballast and starter circuit, such as in Mini-Lynx Fast-start, create a range of retrofit lamps that will directly replace incandescent mains voltage filament lamps.

Compact fluorescent lamps are also available without integral ballast, for use in traditional magnetic ballast fixtures or in the new generation of high efficiency, electronic ballast, downlights and luminaires.

The Lynx range offers a comprehensive range of light source solutions for diverse applications – for example for use in downlights and luminaires for shops and offices, fast food chains, hotel and bar lighting schemes, signs or in low battery drain emergency lighting units.

Mini-Lynx and Lynx lamps share the common features of long life, high colour rendering and constant light output throughout their life.

Following the success of our well known Micro-Lynx F lamp, we are now proudly introducing a third generation which is Fast-Start with an increased average rated life of 8,000 hours. Also, an additional product Micro-Lynx Luna joins the family.





MINI-LYNX® LUNA

New to the Micro-Lynx family is the Luna range, which stands out from similar products on the market thanks to its strikingly stylish 'satin' cover design. Coupled with an even longer life, Micro-Lynx Luna is an ideal and attractive solution for a wide range of domestic and commercial applications.



MINI-LYNX® FAST-START

A comprehensive range of quick-starting compact T3 lamps. By producing light within seconds of switch on these lamps are the perfect long life alternative for incandescent lamps. Their small size enables the lamps to be used in a variety of fixtures, where a standard stick lamp would be visible.



MINI-LYNX® COMPACT GLS, BALL & CANDLE

The frosted finish of these energy saving lamps mimics frosted incandescent lamps, whilst providing a high level of light output. For use in decorative fixtures where the lamp can be seen, these lamps are ideal for customers who would like to save energy, whilst keeping the look of a traditional incandescent.



MINI-LYNX® DIMMABLE

Up until recently it was not possible for CFLs to be dimmed. However now the technology is available in the Mini-Lynx Dimmable to vary the brightness of the lamp, with or without a dimmer switch. Sylvania's Switch dimmable allows the user to dim the lamp from 100% to 3% with a standard switch. Unlike most competitor switch dimmers Sylvania's lamp is not staged, Switch on/off/on and the lamps fluctuates from high to low, allowing the user to select any brightness.



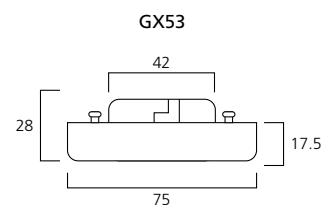
MINI-LYNX® Q

With their excellent price-performance ratio, Lynx® Q compact fluorescent lamps reduce energy and maintenance bills without compromising on light quality or lumen output. The flat profile is ideal for slim luminaires, while the shallow, broad configuration ensures unusually even light distribution.

MICRO-LYNX® LUNA



- High switch cycle to at least 30,000 times over the life time
- New ballast with pre-heat function
- Ultra compact size - 75mm wide x 28 mm depth
- Colour rendering - Ra85/Class 1B
- Integrated twist and lock safety key
- Integral electronic ballast
- Also available in Red, Green and Blue
- Average rated life: 10,000 hours



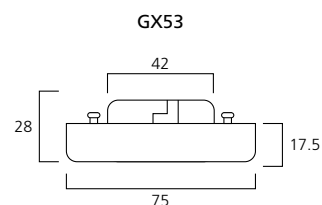
MICRO-LYNX® LUNA

Code	Description	Watt	Cap	Colour	Colour Temp	Luminous Flux	Packing Qty
Micro-Lynx Luna Homelight Deluxe (827)							
0025476	Micro-Lynx Luna	6W	GX53	White	2700K	235 lm	20
Micro-Lynx Luna Warm White Deluxe (830)							
0025477	Micro-Lynx Luna	6W	GX53	White	3000K	235 lm	20
Micro-Lynx Luna Cool White Deluxe (840)							
0025478	Micro-Lynx Luna	6W	GX53	White	4000K	235 lm	20
Micro-Lynx Luna Daylight Deluxe (860)							
0025479	Micro-Lynx Luna	6W	GX53	White	6000K	235 lm	20
Micro-Lynx Luna Colours							
0025490	Micro-Lynx Luna	6W	GX53	Red		170 lm	20
0025491	Micro-Lynx Luna	6W	GX53	Green		310 lm	20
0025492	Micro-Lynx Luna	6W	GX53	Blue		110 lm	20

MICRO-LYNX® F THIRD GENERATION



- Fast start, lamps start immediately after switching on
- Ultra compact size – 75mm wide x 25mm depth
- Colour rendering – Ra85/Class 1B
- Integrated twist and lock safety key
- Integral electronic ballast
- Also available in Red, Green and Blue
- Average rated life: 8000 hours



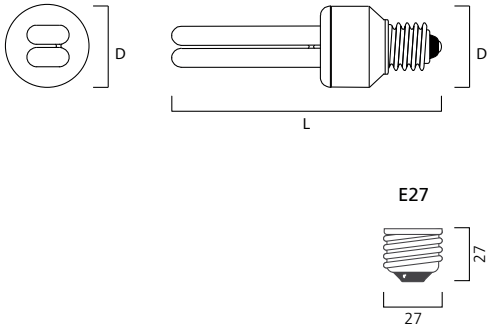
MICRO-LYNX® F

Code	Description	Watt	Cap	Colour	Colour Temp	Luminous Flux	Packing Qty
Micro-Lynx F Homelight Deluxe (827)							
0025214	Micro-Lynx F	6W	GX53	White	2700K	220 lm	20
Micro-Lynx F Warm White Deluxe (830)							
0025218	Micro-Lynx F	6W	GX53	White	3000K	220 lm	20
Micro-Lynx F Cool White Deluxe (840)							
0025219	Micro-Lynx F	6W	GX53	White	4000K	220 lm	20
Micro-Lynx F Daylight Deluxe (860)							
0025208	Micro-Lynx F	6W	GX53	White	6000K	220 lm	20
Micro-Lynx F Colours							
0025244	Micro-Lynx F	6W	GX53	Red		170 lm	20
0025245	Micro-Lynx F	6W	GX53	Green		310 lm	20
0025246	Micro-Lynx F	6W	GX53	Blue		110 lm	20

MINI-LYNX[®] STANDARD



- Cost effective range of energy saving lamps
- No liquid mercury (<3.5mg amalgam pill)
- Good colour rendering (>80Ra)
- Available with E27 Cap in Homelight (827) & Cool White (840)
- Average rated life 8,000 hrs
- To be used in dry applications



E27	9W	11W	15W	20W	23W
L	138	138	169	168	177
D	44	44	47	52	52

MINI-LYNX[®] STANDARD

Code	Description	Watt	Cap	Colour Temp	Luminous Flux	Packing Qty
ML Standard /Economy Homelight (827)						
0026260	9W/E27	9W	E27	2700K	490 lm	20
0026261	11W/E27	11W	E27	2700K	600 lm	20
0024912	15W/E27	15W	E27	2700K	900 lm	10
0024916	20W/E27	20W	E27	2700K	1200 lm	10
0024917	23W/E27	23W	E27	2700K	1425 lm	10
ML Standard /Economy Cool White (840)						
0026441	11W/E27	11W	E27	4000K	600 lm	20
0024918	15W/E27	15W	E27	4000K	900 lm	10
0024919	20W/E27	20W	E27	4000K	1200 lm	10
0024915	23W/E27	23W	E27	4000K	1425 lm	10



MINI-LYNX® FAST-START 10K hrs

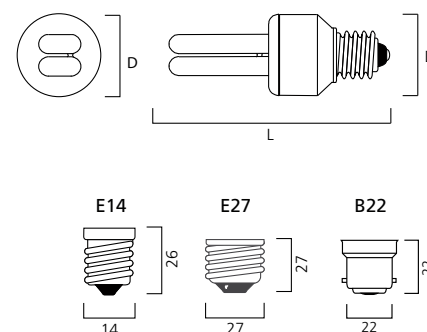


- Compact, Fast-start energy saving lamps
- Provides a flicker-free start within 2 seconds
- Delivers 60% light in less than 1 minute – no waiting
- No liquid mercury (<3.5mg amalgam pill)
- Good colour rendering (>80Ra)
- Available with E14, E27 and B22 Cap
- Available in a wide range of colours, Homelight (827), Cool White (840) & Daylight (860)
- Average rated life 10,000 hrs
- To be used in dry applications

E14	5W	8W	11W	15W	20W	23W
L	106	109	102	-	-	-
D	38	44	48	-	-	-

E27	5W	8W	11W	15W	20W	23W
L	104	106	100	112	134	150
D	38	44	48	48	48	48

B22	5W	8W	11W	15W	20W	23W
L	-	104	98	100	132	148
D	-	44	48	48	48	48



MINI-LYNX® FAST-START 10K hrs

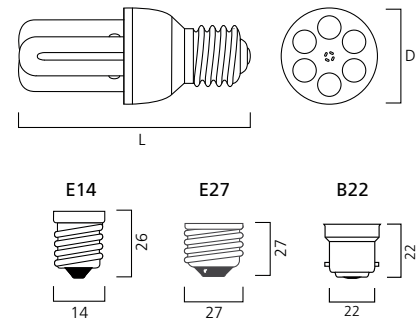
Code	Description	Watt	Cap	Colour Temp	Luminous Flux	Packing Qty
Mini-Lynx Fast-start 10K Homelight (827)						
0031140	5W/E14	5W	E14	2700K	250 lm	10
0031141	5W/E27	5W	E27	2700K	250 lm	10
0031143	8W/E14	8W	E14	2700K	450 lm	10
0031146	8W/E27	8W	E27	2700K	450 lm	10
0031147	8W/B22	8W	B22	2700K	450 lm	10
0031151	11W/E14	11W	E14	2700K	600 lm	10
0031155	11W/E27	11W	E27	2700K	600 lm	10
0031159	11W/B22	11W	B22	2700K	600 lm	10
0031161	15W/E27	15W	E27	2700K	900 lm	10
0031165	15W/B22	15W	B22	2700K	900 lm	10
0031167	20W/E27	20W	E27	2700K	1200 lm	10
0031171	20W/B22	20W	B22	2700K	1200 lm	10
0031173	23W/E27	23W	E27	2700K	1450 lm	10
0031176	23W/B22	23W	B22	2700K	1450 lm	10
Mini-Lynx Fast-start 10K Cool White (840)						
0031144	8W/E14	8W	E14	4000K	450 lm	10
0031148	8W/E27	8W	E27	4000K	450 lm	10
0031152	11W/E14	11W	E14	4000K	600 lm	10
0031156	11W/E27	11W	E27	4000K	600 lm	10
0031162	15W/E27	15W	E27	4000K	900 lm	10
0031168	20W/E27	20W	E27	4000K	1200 lm	10
0031174	23W/E27	23W	E27	4000K	1450 lm	10
Mini-Lynx Fast-start 10K Daylight (860)						
0031149	8W/E27	8W	E27	6000K	450 lm	10
0031153	11W/E14	11W	E14	6000K	585 lm	10
0031157	11W/E27	11W	E27	6000K	585 lm	10
0031163	15W/E27	15W	E27	6000K	875 lm	10
0031169	20W/E27	20W	E27	6000K	1200 lm	10
0031175	23W/E27	23W	E27	6000K	1380 lm	10

MINI-LYNX[®] COMPACT FAST-START STICK



- Sylvania's smallest fast-start energy saving lamps
- Compact dimensions
- Instant flicker-free start
- Delivers 60% light in less than 1 minute – no waiting
- No liquid mercury (<3.5mg amalgam pill)
- Good colour rendering (>80Ra)
- Available with E14, E27 and B22 Cap
- Available in a wide range of colours, Homelight (827), Cool White (840) & Daylight (860)
- Average rated life 6,000 hrs
- To be used in dry applications

E14	5W	7W	9W	11W	15W
L	86	92	102	110	126
D	38	38	38	38	43
E27					
L	84	90	100	108	120
D	37	38	38	38	43
B22					
L	-	-	-	106	118
D	-	-	-	38	43



MINI-LYNX[®] COMPACT FAST-START

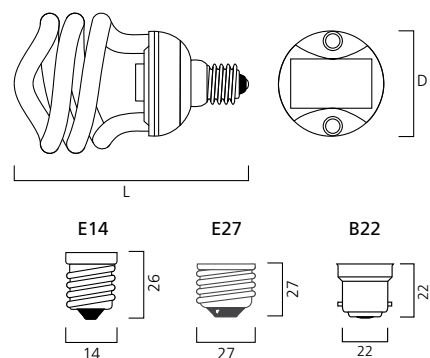
Code	Description	Watt	Cap	Colour Temp	Luminous Flux	Packing Qty
ML Compact Fast-start Stick Homelight (827)						
0031001	5W/E14	5W	E14	2700K	180 lm	10
0031003	5W/E27	5W	E27	2700K	180 lm	10
0031019	7W/E14	7W	E14	2700K	286 lm	10
0031021	7W/E27	7W	E27	2700K	286 lm	10
0031023	9W/E14	9W	E14	2700K	405 lm	10
0031025	9W/E27	9W	E27	2700K	405 lm	10
0031126	11W/E14	11W	E14	2700K	540 lm	10
0031029	11W/E27	11W	E27	2700K	540 lm	10
0031031	11W/B22	11W	B22	2700K	540 lm	10
0031127	15W/E14	15W	E14	2700K	800 lm	10
0031037	15W/E27	15W	E27	2700K	800 lm	10
0031039	15W/B22	15W	B22	2700K	800 lm	10
ML Compact Fast-start Stick Cool White (840)						
0031027	9W/E27	9W	E27	4000K	405 lm	10
0031033	11W/E27	11W	E27	4000K	540 lm	10
0031041	15W/E27	15W	E27	4000K	800 lm	10
ML Compact Fast-start Stick Daylight (860)						
0031035	11W/E27	11W	E27	6000K	540 lm	10
0031117	15W/E27	15W	E27	6000K	800 lm	10

MINI-LYNX[®] COMPACT FAST-START SPIRAL



- Sylvania's smallest fast-start energy saving lamps
- Compact dimensions
- Spiral design for maximum light dispersal
- Instant flicker-free start
- Delivers 60% light in less than 1 minute – no waiting
- No liquid mercury (<3.5mg amalgam pill)
- Good colour rendering (>80Ra)
- Available with E14, E27 and B22 Cap, in Homelight (827) & Cool White (840)
- Average rated life 10,000 hrs
- To be used in dry applications

E14	8W	12W	15W	20W
L	89	94	-	-
D	46	46	-	-
E27				
L	84	88	99	108
D	46	46	50	54
B22				
L	-	86	97	106
D	-	46	50	54



MINI-LYNX[®] COMPACT FAST-START SPIRAL

Code	Description	Watt	Cap	Colour Temp	Luminous Flux	Packing Qty
ML Compact Fast-start Spiral Homelight (827)						
0031005	8W/E14	8W	E14	2700K	405 lm	10
0031007	8W/E27	8W	E27	2700K	405 lm	10
0031123	12W/E14	12W	E14	2700K	630 lm	10
0031009	12W/E27	12W	E27	2700K	630 lm	10
0031011	12W/B22	12W	B22	2700K	630 lm	10
0031013	15W/E27	15W	E27	2700K	845 lm	10
0031015	15W/B22	15W	B22	2700K	845 lm	10
0031249	20W/E27	20W	E27	2700K	1200 lm	10
0031139	20W/B22	20W	B22	2700K	1200 lm	10
ML Compact Fast-start Spiral Cool White (840)						
0031017	15W/E27	15W	E27	4000K	845 lm	10
0031250	20W/E27	20W	E27	4000K	1200 lm	10

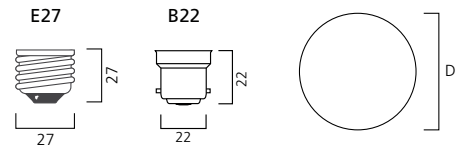
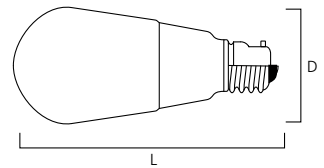


MINI-LYNX® COMPACT GLS



- Compact dimensions
- Provides a flicker-free start within 2 seconds
- Delivers 60% light in less than 1 minute – no waiting
- Opal housing -Delivers all-round illumination whilst hiding the fluorescent tube design
- No liquid mercury (<3.5mg amalgam pill)
- Good colour rendering (>80Ra)
- Available with E27 and B22 Cap, in Homelight (827) & Cool White (840)
- Average rated life 10,000 hrs
- To be used in dry applications

E27	7W	11W	15W	20W
L	116	130	130	149
D	60	64	64	75
B22	7W	11W	15W	20W
L	-	128	128	147
D	-	64	64	75



MINI-LYNX® COMPACT GLS

Code	Description	Watt	Cap	Colour Temp	Luminous Flux	Packing Qty
ML GLS Homelight (827)						
0024961	7W/E27	7W	E27	2700K	360 lm	10
0024962	11W/E27	11W	E27	2700K	610 lm	10
0031071	11W/B22	11W	B22	2700K	610 lm	10
0031073	15W/E27	15W	E27	2700K	810 lm	10
0031075	15W/B22	15W	B22	2700K	810 lm	10
0031213	20W/E27	20W	E27	2700K	1152 lm	10
0031211	20W/B22	20W	B22	2700K	1152 lm	10
ML GLS Cool White (840)						
0024988	11W/E27	11W	E27	4000K	610 lm	10
0031077	15W/E27	15W	E27	4000K	810 lm	10
0031122	20W/E27	20W	E27	4000K	1152 lm	10

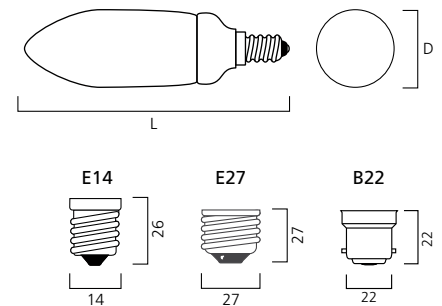


MINI-LYNX[®] COMPACT CANDLE



- Compact dimensions
- Provides a flicker-free start within 2 seconds
- Delivers 60% light in less than 1 minute – no waiting
- Opal housing -Delivers all-round illumination whilst hiding the fluorescent tube design
- No liquid mercury (<3.5mg amalgam pill)
- Good colour rendering (>80Ra)
- Available with E14, E27 and B22 Cap, in Homelight (827) & Cool White (840)
- Average rated life 10,000 hrs
- To be used in dry applications

E14	5W	7W	9W
L	114	114	126
D	39	39	39
E27			
L	-	110	122
D	-	39	39
B22			
L	108	108	120
D	38	38	39



MINI-LYNX[®] COMPACT CANDLE

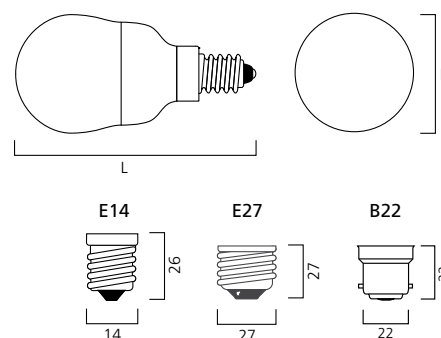
Code	Description	Watt	Cap	Colour Temp	Luminous Flux	Packing Qty
ML Candle Homelight (827)						
0031085	5W/E14	5W	E14	2700K	200 lm	10
0031089	7W/E14	7W	E14	2700K	286 lm	10
0031091	7W/E27	7W	E27	2700K	286 lm	10
0031093	7W/B22	7W	B22	2700K	286 lm	10
0031095	9W/E14	9W	E14	2700K	405 lm	10
0031097	9W/E27	9W	E27	2700K	405 lm	10
0031103	9W/B22	9W	B22	2700K	405 lm	10
ML Candle Cool White (840)						
0031087	5W/E14	5W	E14	4000K	200 lm	10
0031099	9W/E27	9W	E27	4000K	405 lm	10
0031101	9W/E14	9W	E14	4000K	405 lm	10
0031102	9W/B22	9W	B22	4000K	405 lm	10

MINI-LYNX® COMPACT BALL



- Compact dimensions
- Provides a flicker-free start within 2 seconds
- Delivers 60% light in less than 1 minute – no waiting
- Opal housing -Delivers all-round illumination whilst hiding the fluorescent spiral design
- No liquid mercury (<3.5mg amalgam pill)
- Good colour rendering (>80Ra)
- Available with E14, E27 and B22 Cap, in Homelight (827) & Cool White (840)
- Average rated life 10,000 hrs
- To be used in dry applications

E14	5W	7W	9W
L	88	96	103
D	45	50	50
E27	7W		9W
L	-	91	98
D	-	50	50
B22	7W		9W
L	-	89	96
D	-	50	50



MINI-LYNX® COMPACT BALL

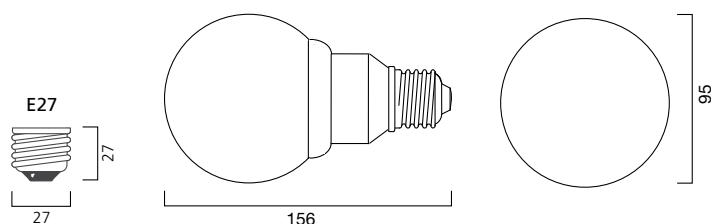
Code	Description	Watt	Cap	Colour Temp	Luminous Flux	Packing Qty
ML Ball Homelight (827)						
0031055	5W/E14	5W	E14	2700K	200 lm	10
0031118	7W/E14	7W	E14	2700K	286 lm	10
0031057	7W/E27	7W	E27	2700K	286 lm	10
0031059	7W/B22	7W	B22	2700K	286 lm	10
0031061	9W/E14	9W	E14	2700K	405 lm	10
0031063	9W/E27	9W	E27	2700K	405 lm	10
0031065	9W/EB22	9W	B22	2700K	405 lm	10
ML Ball Cool White (840)						
0031116	9W/E14	9W	E14	4000K	405 lm	10
0031064	9W/E27	9W	E27	4000K	405 lm	10



MINI-LYNX® GLOBE



- Globe shaped energy saving lamp
- Provides a flicker-free start within 2 seconds
- Opal housing -Delivers all-round illumination whilst hiding the fluorescent spiral design
- No liquid mercury (<3.5mg amalgam pill)
- Good colour rendering (>80Ra)
- Available with E27 Cap, in Homelight (827)
- Average rated life 6,000 hrs
- To be used in dry applications

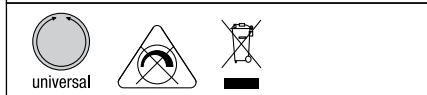


MINI-LYNX® GLOBE

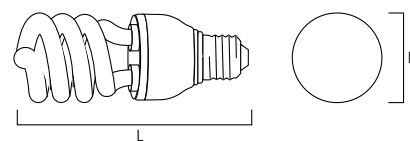
Code	Description	Watt	Cap	Colour Temp	Luminous Flux	Packing Qty
ML Globe						
0024965	20W/E27	20W	E27	2700K	1153 lm	10



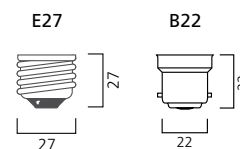
MINI-LYNX® DIMMABLE



- Dimmable from 100% - 3%
- Two versions - Dimmer dimmable for use with a dimmer switch, switch dimmable for use with standard
- Spiral design for maximum light dispersal
- No liquid mercury (<3.5mg amalgam pill)
- Good colour rendering (>80Ra)
- Available with E27 and B22 Cap in Homelight (827)
- Average rated life 16.000 hrs
- To be used in dry applications



	E27	B22
L	124	122
D	54	54



MINI-LYNX® DIMMABLE

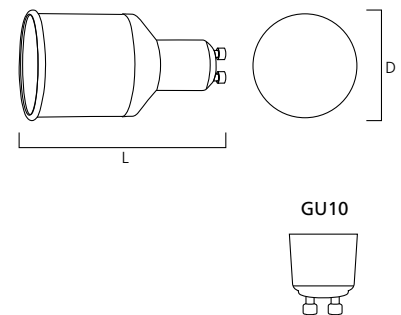
Code	Description	Watt	Cap	Colour Temp	Luminous Flux	Packing Qty
ML Dimmable Homelight (827)						
0024833	20W/E27	20W	E27	2700K	1300 lm	10
0024834	20W/E27	20W	E27	2700K	1300 lm	10



MINI-LYNX® REFLECTOR GU10



- Energy saving alternative to standard Halogen lamps
- Provides a flicker-free start within 2 seconds
- Delivers 60% light in less than 1 minute – no waiting
- No liquid mercury (<5mg amalgam pill)
- Good colour rendering (>80Ra)
- Available with GU10 Cap, in Homelight (827) & Cool White (840)
- Average rated life 8,000 hrs
- To be used in dry applications



GU10	5W	7W	9W
L	82	82	91
D	50	50	52



MINI-LYNX® REFLECTOR GU10

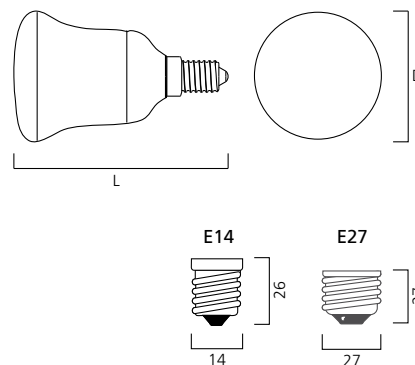
Code	Description	Watt	Cap	Colour Temp	Luminous Flux	Packing Qty
GU10 Homelight (827)						
0031047	7W/GU10	7W	GU10	2700K	210 lm	10
0031049	9W/GU10	9W	GU10	2700K	230 lm	10
0031051	11W/GU10	11W	GU10	2700K	245 lm	10
GU10 Cool White (840)						
0031053	11W/GU10	11W	GU10	4000K	245 lm	10



MINI-LYNX[®] R50 - R80 REFLECTOR



- Energy saving alternative to reflector incandescent lamps
- Provides a flicker-free start within 2 seconds
- Delivers 60% light in less than 1 minute – no waiting
- No liquid mercury (<5mg amalgam pill)
- Good colour rendering (>80Ra)
- Available with E14 and E27 Cap, in Homelight (827)
- Average rated life 10,000 hrs
- To be used in dry applications



E14	5W	9W	15W	20W
L	85	107	-	-
D	50	63	-	-
E27	5W	9W	15W	20W
L	-	105	122	132
D	-	63	80	80

MINI-LYNX[®] R50 - R80 REFLECTOR

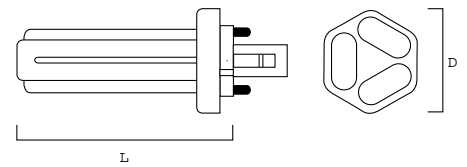
Code	Description	Watt	Cap	Colour Temp	Luminous Flux	Packing Qty
ML R50 - R80 Reflector						
0031120	5W/E14	5W	E14	2700K	165 lm	10
0031107	9W/E14	9W	E14	2700K	270 lm	10
0031109	9W/E27	9W	E27	2700K	270 lm	10
0031113	15W/E27	15W	E27	2700K	645 lm	10
0031115	20W/E27	20W	E27	2700K	675 lm	10



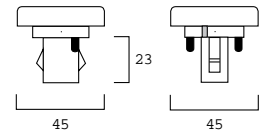
LYNX[®]-T



- Multi-limbed compact fluorescent lamps
- Excellent colour rendering – Ra85/ Class 1B
- For use with magnetic ballast
- Average rated life: 15000 hours



GX24d



GX24d	18W	26W
L	97	112
D	49	49

LYNX[®]-T

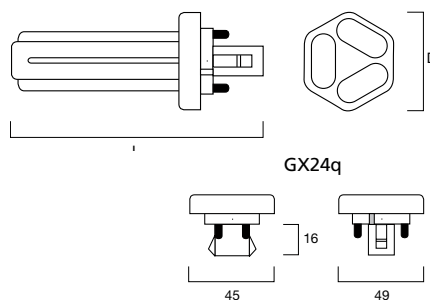
Code	Description	Watt	Cap	Colour Temp	Luminous Flux	Packing Qty
Lynx-T Warm White Deluxe (830)						
0027801	18W/830	18W	GX24d-2	3000K	1200 lm	10
0027811	26W/830	26W	GX24d-3	3000K	1800 lm	10
Lynx-T Cool White Deluxe (840)						
0027802	18W/840	18W	GX24d-2	4000K	1200 lm	10
0027812	26W/840	26W	GX24d-3	4000K	1800 lm	10



LYNX[®] - TE AMALGAM



- Particularly suitable for use in the new generation of ultra compact fluorescent downlights and luminaires
- Amalgam technology designed for high temperature applications
- Excellent colour rendering - Ra 80 - 89 / Class 1B
- To be operated on electronic ballasts only
- Not recommended for dimming applications
- Average rated life: 15000 hours



GX24q	18W	26W	32W	42W
L	97	112	128	149
D	49	49	49	49

LYNX[®] - TE AMALGAM

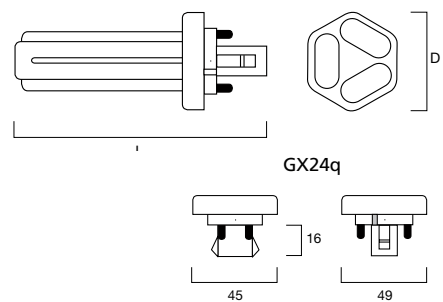
Code	Description	Watt	Cap	Colour Temp	Luminous Flux	Packing Qty
Lynx-TE Warm White Deluxe (830)						
0027817	18W/830	18W	GX24q-2	3000K	1200 lm	10
0027822	26W/830	26W	GX24q-3	3000K	1800 lm	10
0027842	32W/830	32W	GX24q-3	3000K	2400 lm	10
0027844	42W/830	42W	GX24q-4	3000K	3200 lm	10
Lynx-TE Cool White Deluxe (840)						
0027816	18W/840	18W	GX24q-2	4000K	1200 lm	10
0027821	26W/840	26W	GX24q-3	4000K	1800 lm	10
0027840	32W/840	32W	GX24q-3	4000K	2400 lm	10
0027845	42W/840	42W	GX24q-4	4000K	3200 lm	10



LYNX[®] - TE FSD



- Highly efficient light source uses up to 80% less energy than equivalent incandescent lamps.
- Excellent colour rendering - Ra 80 - 89 / Class 1B
- Rapid Run-up
- Can be used in dimming applications
- Average Rated Life 15000 hrs



GX24q	18W	26W	32W	42W
L	97	112	128	149
D	49	49	49	49



LYNX[®] - TE FSD

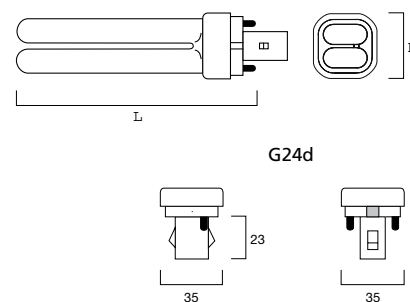
Code	Description	Watt	Cap	Colour Temp	Luminous Flux	Packing Qty
Lynx-TE FSD Warm White Deluxe (830)						
0027851	18W/830	18W	GX24q-2	3000K	1200 lm	10
0027854	26W/830	26W	GX24q-3	3000K	1800 lm	10
0027857	32W/830	32W	GX24q-3	3000K	2400 lm	10
0027860	42W/830	42W	GX24q-4	3000K	3200 lm	10
Lynx-TE FSD Cool White Deluxe (840)						
0027852	18W/840	18W	GX24q-2	4000K	1200 lm	10
0027855	26W/840	26W	GX24q-3	4000K	1800 lm	10
0027858	32W/840	32W	GX24q-3	4000K	2400 lm	10
0027861	42W/840	42W	GX24q-4	4000K	3200 lm	10



LYNX[®] - D



- Two U shaped tubes and a 2 pin base which incorporates the starter and capacitor
- Excellent colour rendering – Ra85/Class 1B
- For use with magnetic ballast
- Uses considerably less power and last up to 10 times longer than incandescent lamps
- Average rated life: 10000 hours



G24d	10W	13W	18W	26W
L	87	115	129	147
D	35	35	35	35

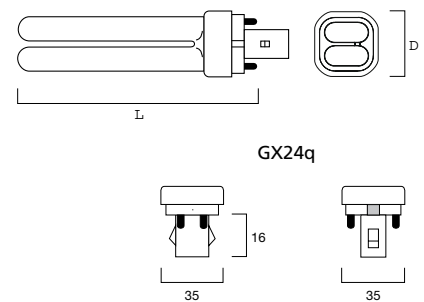
LYNX[®]-D

Code	Description	Watt	Cap	Colour Temp	Luminous Flux	Packing Qty
Lynx-D Homelight Deluxe (827)						
0025904	10W/827	10W	G24d-1	2700K	600 lm	10
0025905	13W/827	13W	G24d-1	2700K	900 lm	10
0025906	18W/827	18W	G24d-2	2700K	1200 lm	10
0025907	26W/827	26W	G24d-3	2700K	1800 lm	10
Lynx-D Warm White Deluxe (830)						
0025908	10W/830	10W	G24d-1	3000K	600 lm	10
0025909	13W/830	13W	G24d-1	3000K	900 lm	10
0025910	18W/830	18W	G24d-2	3000K	1200 lm	10
0025911	26W/830	26W	G24d-3	3000K	1800 lm	10
Lynx-D White Deluxe (835)						
0025941	13W/835	13W	G24d-1	3500K	900 lm	10
0025942	18W/835	18W	G24d-2	3500K	1200 lm	10
0025943	26W/835	26W	G24d-3	3500K	1800 lm	10
Lynx-D Cool White Deluxe (840)						
0025912	10W/840	10W	G24d-1	4000K	600 lm	10
0025913	13W/840	13W	G24d-1	4000K	900 lm	10
0025914	18W/840	18W	G24d-2	4000K	1200 lm	10
0025915	26W/840	26W	G24d-3	4000K	1800 lm	10
Lynx-D Daylight Deluxe (860)						
0028322	10W/860	10W	G24d-1	6000K	600 lm	10
0028323	13W/860	13W	G24d-1	6000K	900 lm	10
0028324	18W/860	18W	G24d-2	6000K	1200 lm	10
0028325	26W/860	26W	G24d-3	6000K	1800 lm	10

LYNX[®] - DE



- Two U shaped tubes and a 4 pin base without starter or capacitor
- Excellent colour rendering – Ra85/Class 1B
- To be operated on electronic ballast only
- Suitable for emergency lighting
- Average rated life: 12000 hours



G24d	10W	13W	18W	26W
L	87	115	129	147
D	35	35	35	35

LYNX[®] - DE

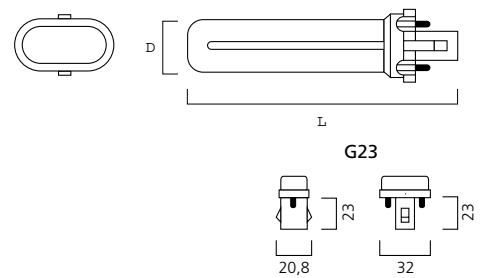
Code	Description	Watt	Cap	Colour Temp	Luminous Flux	Packing Qty
Lynx-DE Homelight Deluxe (827)						
0025916	10W/827	10W	G24q-1	2700K	600 lm	10
0025917	13W/827	13W	G24q-1	2700K	900 lm	10
0025918	18W/827	18W	G24q-2	2700K	1200 lm	10
0025919	26W/827	26W	G24q-3	2700K	1800 lm	10
Lynx-DE Warm White Deluxe (830)						
0025920	10W/830	10W	G24q-1	3000K	600 lm	10
0025921	13W/830	13W	G24q-1	3000K	900 lm	10
0025922	18W/830	18W	G24q-2	3000K	1200 lm	10
0025923	26W/830	26W	G24q-3	3000K	1800 lm	10
Lynx-DE White Deluxe (835)						
0025945	13W/835	13W	G24q-1	3500K	900 lm	10
0025946	18W/835	18W	G24q-2	3500K	1200 lm	10
0025947	26W/835	26W	G24q-3	3500K	1800 lm	10
Lynx-DE Cool White Deluxe (840)						
0025924	10W/840	10W	G24q-1	4000K	600 lm	10
0025925	13W/840	13W	G24q-1	4000K	900 lm	10
0025926	18W/840	18W	G24q-2	4000K	1200 lm	10
0025927	26W/840	26W	G24q-3	4000K	1800 lm	10
Lynx-DE Daylight Deluxe (860)						
0025948	10W/860	10W	G24q-1	6000K	600 lm	10
0025949	13W/860	13W	G24q-1	6000K	900 lm	10
0025950	18W/860	18W	G24q-2	6000K	1200 lm	10
0025951	26W/860	26W	G24q-3	6000K	1800 lm	10

LYNX[®]-S



- U shaped tube and a 2 pin base which incorporates the starter and capacitor
- Excellent colour rendering – Ra85/Class 1B
- For use with magnetic ballast
- Average rated life: 10000 hours

G23	5W	7W	9W	11W
L	105	134	165	233
D	28	28	28	28



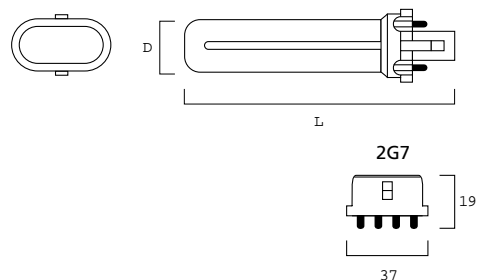
LYNX[®]-S

Code	Description	Watt	Cap	Colour Temp	Luminous Flux	Packing Qty
Lynx-S Homelight Deluxe (827)						
0025880	5W/827	5W	G23	2700K	250 lm	10
0025881	7W/827	7W	G23	2700K	420 lm	10
0025882	9W/827	9W	G23	2700K	600 lm	10
0025883	11W/827	11W	G23	2700K	900 lm	10
Lynx-S Warm White Deluxe (830)						
0025884	5W/830	5W	G23	3000K	250 lm	10
0025885	7W/830	7W	G23	3000K	420 lm	10
0025886	9W/830	9W	G23	3000K	600 lm	10
0025887	11W/830	11W	G23	3000K	900 lm	10
Lynx-S Cool White Deluxe (840)						
0025888	5W/840	5W	G23	4000K	250 lm	10
0025889	7W/840	7W	G23	4000K	420 lm	10
0025890	9W/840	9W	G23	4000K	600 lm	10
0025891	11W/840	11W	G23	4000K	900 lm	10

LYNX[®]-SE



- U shaped tubes and a 4 pin base without starter or capacitor
- Excellent colour rendering – Ra85/Class 1B
- To be operated on electronic ballast only
- Suitable for emergency lighting
- Average rated life: 10000 hours




2G7	5W	7W	9W	11W
L	85	115	145	215
D	28	28	28	28

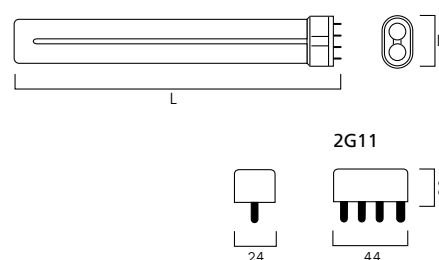
LYNX[®]-SE

Code	Description	Watt	Cap	Colour Temp	Luminous Flux	Packing Qty
Lynx-SE Homelight Deluxe (827)						
0025892	5W/827	5W	2G7	2700K	250 lm	10
0025893	7W/827	7W	2G7	2700K	420 lm	10
0025894	9W/827	9W	2G7	2700K	600 lm	10
0025895	11W/827	11W	2G7	2700K	900 lm	10
Lynx-SE Warm White Deluxe (830)						
0025896	5W/830	5W	2G7	3000K	250 lm	10
0025897	7W/830	7W	2G7	3000K	420 lm	10
0025898	9W/830	9W	2G7	3000K	600 lm	10
0025899	11W/830	11W	2G7	3000K	900 lm	10
Lynx-SE Cool White Deluxe (840)						
0025900	5W/840	5W	2G7	4000K	250 lm	10
0025901	7W/840	7W	2G7	4000K	420 lm	10
0025902	9W/840	9W	2G7	4000K	600 lm	10
0025903	11W/840	11W	2G7	4000K	900 lm	10

LYNX®-L



- Excellent colour rendering – Ra85/Class 1B
- 4-pin 2G11 cap without starter or capacitor
- Suitable for use in modular ceiling luminaires 300 x 300mm or 600 x 600mm
- To be used with magnetic ballast with remote starter and capacitor or on electronic ballast
- Dimmable with suitable ballast
- Average rated life: 15000 hours



2G11	18W	24W	36W
L	225	320	415
D	38	38	38

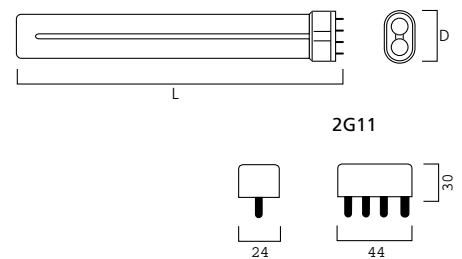
LYNX®-L

Code	Description	Watt	Cap	Colour Temp	Luminous Flux	Packing Qty
Lynx-L Homelight Deluxe (827)						
0025226	18W/827	18W	2G11	2700K	1200 lm	10
0025227	24W/827	24W	2G11	2700K	1800 lm	10
0025228	36W/827	36W	2G11	2700K	2900 lm	10
Lynx-L Warm White Deluxe (830)						
0925233	18W/830	18W	2G11	3000K	1200 lm	10
0925235	24W/830	24W	2G11	3000K	1800 lm	10
0925237	36W/830	36W	2G11	3000K	2900 lm	10
Lynx-L Cool White Deluxe (840)						
0925234	18W/840	18W	2G11	4000K	1200 lm	10
0925236	24W/840	24W	2G11	4000K	1800 lm	10
0925238	36W/840	36W	2G11	4000K	2900 lm	10
Lynx-L Daylight Deluxe (865)						
0025685	18W/865	18W	2G11	6000K	1200 lm	10
0025686	24W/865	24W	2G11	6000K	1800 lm	10
0025687	36W/865	36W	2G11	6000K	2900 lm	10

LYNX® - LE



- Excellent colour rendering – Ra85/Class 1B
- 4-pin 2G11 cap without starter or capacitor
- Suitable for use in modular ceiling luminaires – 600 x 600mm
- To be used with electronic ballast only
- Dimmable with suitable ballast
- Average rated life: 15000 hours



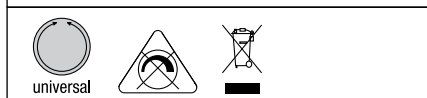
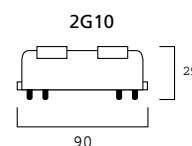
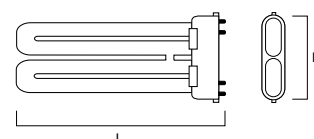
LYNX®-LE

Code	Description	Watt	Cap	Colour Temp	Luminous Flux	Packing Qty
Lynx-LE Homelight Deluxe (827)						
0025463	55W/827	55W	2G11	2700K	4800 lm	10
Lynx-LE Warm White Deluxe (830)						
0925461	40W/830	40W	2G11	3000K	3500 lm	10
0925464	55W/830	55W	2G11	3000K	4800 lm	10
Lynx-LE White Deluxe (835)						
0027914	40W/835	40W	2G11	3500K	3500 lm	10
0027916	55W/835	55W	2G11	3500K	4800 lm	10
Lynx-LE Cool White Deluxe (840)						
0925462	40W/840	40W	2G11	4000K	3500 lm	10
0925465	55W/840	55W	2G11	4000K	4800 lm	10
Lynx-LE Daylight Deluxe (865)						
0025688	40W/865	40W	2G11	6000K	3500 lm	10
0025689	55W/865	55W	2G11	6000K	4800 lm	10

LYNX[®]-F



- Multi-limbed compact fluorescent lamps
- Half the length of corresponding L types
- Very good colour rendering – Ra85/Class 1B
- Ideal for small, flat luminaires for wall and ceiling mounting
- To be used with conventional magnetic or electronic ballast
- Average rated life: 15000 hours



2G10	18W	24W	36W
L	122	165	217
D	79	79	79

LYNX[®]-F

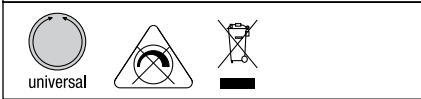
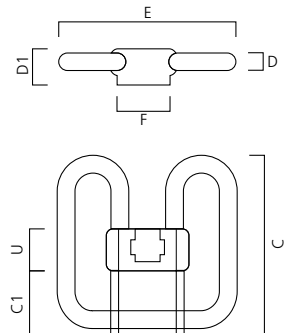
Code	Description	Watt	Cap	Colour Temp	Luminous Flux	Packing Qty
Lynx-F Warm White Deluxe (830)						
0027830	24W/830	24W	2G10	3000K	1700 lm	10
0027835	36W/830	36W	2G10	3000K	2800 lm	10
Lynx-F Cool White Deluxe (840)						
0027826	18W/840	18W	2G10	4000K	1100 lm	10
0027831	24W/840	24W	2G10	4000K	1700 lm	10
0027836	36W/840	36W	2G10	4000K	2800 lm	10



LYNX[®]-Q



- Flat profile, slim, high output lamps
- Excellent colour rendering - Ra 85/ Class 1B
- 2-pin GR8 cap incorporate starter
- To be used with conventional magnetic gear
- Average rated life 10000 hours



LYNX-Q	C max.	C1 max.	D max.	D1 max.	E max.	F max.	U max.
16W	141	51	15	27,5	138	41	40

LYNX[®]-Q

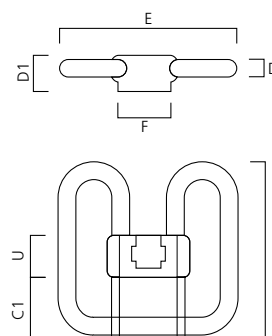
Code	Description	Watt	Cap	Colour Temp	Luminous Flux	Packing Qty
Lynx-Q Homelight Deluxe (827)						
0024944	Lynx Q	16W	GR8	2700K	1050 lm	10
Lynx-Q White Deluxe (835)						
0024946	Lynx Q	16W	GR8	3500K	1050 lm	10
Lynx-Q Cool White Deluxe (840)						
0024947	Lynx Q	16W	GR8	4000K	1050 lm	10



LYNX[®] -QE



- Flat profile, slim, high output lamps
- Excellent colour rendering - Ra 85/ Class 1B
- 4-pin GR10q cap without starter
- To be used with electronic ballast
- Dimmable with suitable ballast
- Average rated life 10000 hours

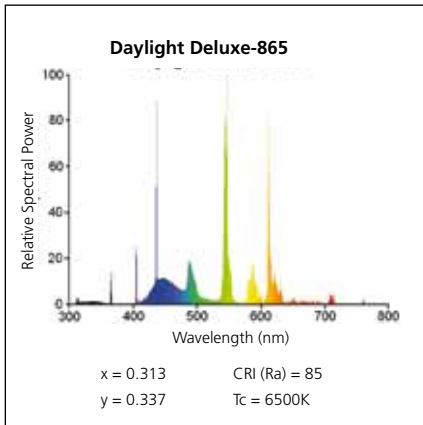
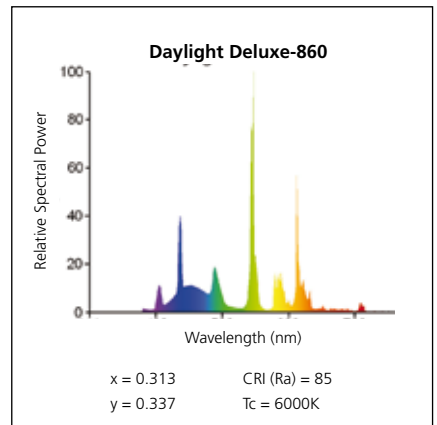
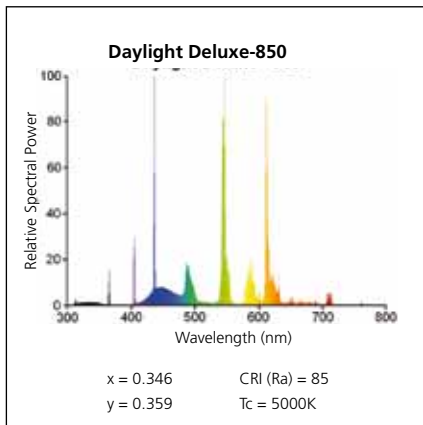
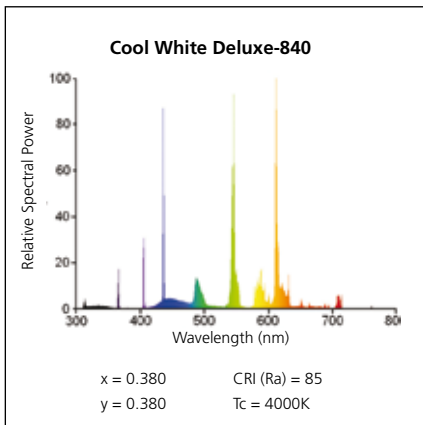
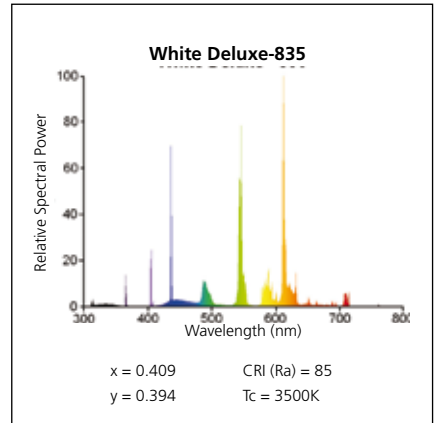
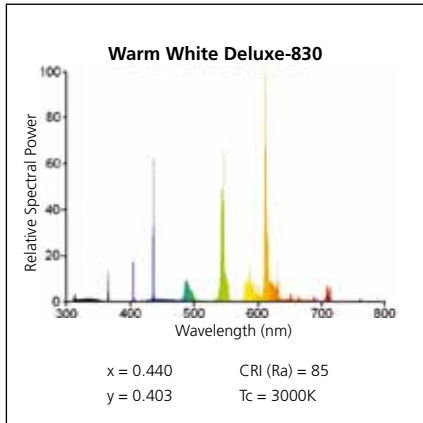
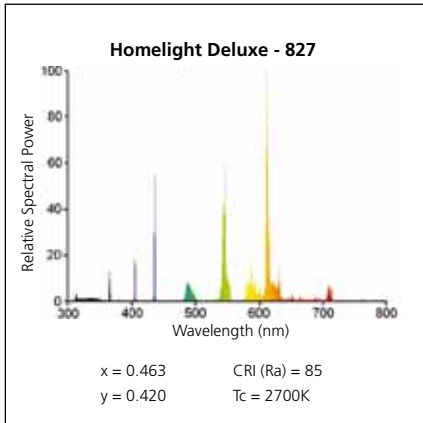


Lynx-Q	C max.	C1 max.	D max.	D1 max.	E max.	F max.	U max.
16W	141	51	15	27,5	138	41	40
28W	207	77	24	33,0	205	41	49
38W	207	77	24	33,0	205	41	49

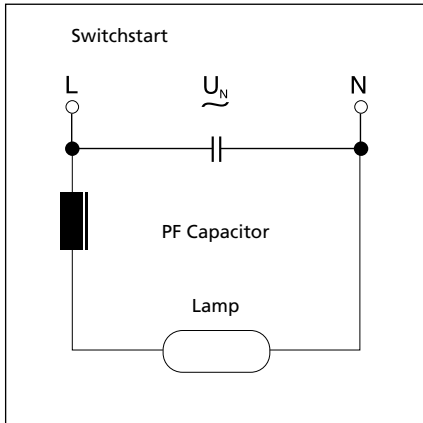
LYNX[®] -QE

Code	Description	Watt	Cap	Colour Temp	Luminous Flux	Packing Qty
Lynx-QE Homelight Deluxe (827)						
0024989	Lynx QE	16W	GR10q	2700K	1050 lm	10
0024997	Lynx QE	28W	GR10q	2700K	2050 lm	10
0025001	Lynx QE	38W	GR10q	2700K	2850 lm	10
Lynx-QE White Deluxe (835)						
0024991	Lynx QE	16W	GR10q	3500K	1050 lm	10
0024999	Lynx QE	28W	GR10q	3500K	2050 lm	10
0025003	Lynx QE	38W	GR10q	3500K	2850 lm	10
Lynx-QE Cool White Deluxe (840)						
0024992	Lynx QE	16W	GR10q	4000K	1050 lm	10
0025000	Lynx QE	28W	GR10q	4000K	2050 lm	10
0025004	Lynx QE	38W	GR10q	4000K	2850 lm	10

SPECTRAL POWER DISTRIBUTION

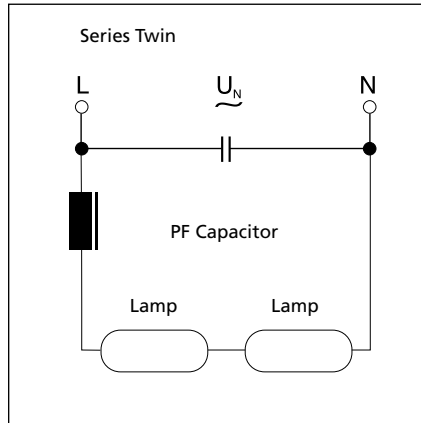


CIRCUIT DIAGRAMS



SWITCHSTART

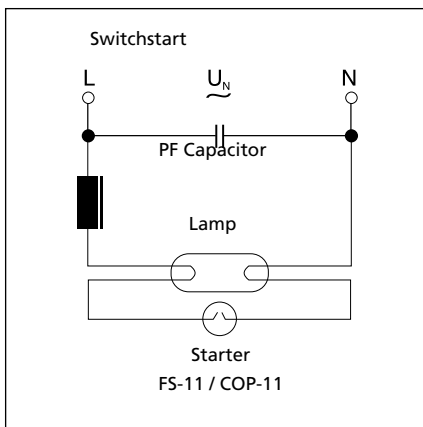
with conventional ballast
 Lynx-S 5W, 7W, 9W, 11W
 Lynx-D 10W, 13W, 18W, 26W
 Lynx-T 18W, 26W



SERIES TWIN

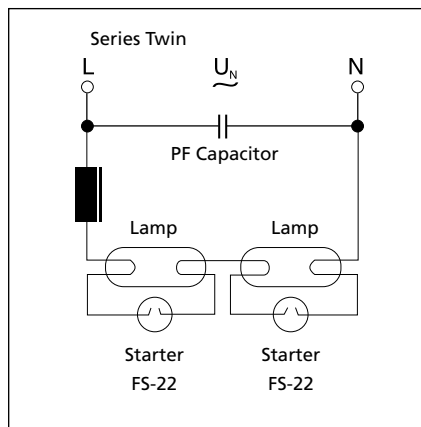
with conventional ballast
 Lynx-S 5W, 7W, 9W

- L = External conductor L₁, L₂, L₃
- N = Median conductor MP
- U_N = Power supply 230V
- B = Ballast



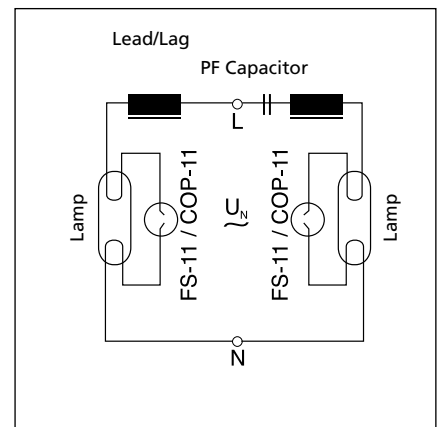
SWITCHSTART

with conventional ballast and
 FS-11 starter or COP-11 safety starter
 Lynx-L 18W, 24W, 36W



SERIES TWIN

Series Twin
 with conventional ballast only with
 2 x FS-22 starter
 Lynx-L 18W



LEAD/LAG

with conventional ballast with
 FS-11 starter or with
 COP-11 safety starter
 Lynx-L 18W, 24W, 36W





Manufacturer's Lamp Cross Reference

Sylvania	Osram	Philips	GE
T5 FHE Luxline® Plus	Lumilux FH	TL5 HE	T5 Starcoat HE
T5 FHO Luxline® Plus	Lumilux FQ	TL5 HO	T5 Starcoat HO
T5 Standard	Basic T5 TL-Mini Standard	T5 Miniature	Standard
T5 Luxline® Plus	Lumilux T5 TL-Mini Pro 80	T5 Miniature	Polylux
T8 Standard	Basic T8	TL-D Standard	T8 Standard
T8 Luxline® Plus	Lumilux T8	TL-D Super 80	T8 Polylux
T8 Luxline® Plus Reflector	–	TL-D Reflex	–
T8 Luxline® Plus Shatter-Resistant	Splinter Protection	TL-D Secura	T8 Cov-R-Guard Polylux
T12 Standard	S-Type	TL-RS	T12 Standard
T12 IRS	SA-Type	TL-M RS T12	Rapid Start
T12 Reflector	–	–	–
Circline	Circular	TL-E Standard	Circline
Activa	Biolux	–	–
Gourmet	Natura	TL-D Shoplight	–

FLUORESCENT TUBES



T5 LAMPS

T5 FHE Luxline® Plus	118	T5 Standard / Luxline® Plus	120	118-121
T5 FHO Luxline® Plus	119	T5 Emergency	121	



T8 LAMPS

T8 Luxline® Plus	122	T8 Luxline® Plus Shatter-Resistant	126	122-127
T8 Special Length Standard	123	T8 Coloured	127	
T8 Luxline® Plus Special Length	124			
T8 Luxline® Plus Reflector	125			



T12 LAMPS

T12 Standard	128	T12 IRS	130	128-131
T12 Standard/Luxline® Plus	129	T2 Luxline® Slim	131	



T8 ECO LAMPS

T8 Luxline® Eco	132			132
-----------------	-----	--	--	------------



T8 SUPERCOLOUR LAMPS

T8 Luxline® Supercolour	133			133
-------------------------	-----	--	--	------------



CIRCULAR LAMPS

T9 Circline Plus	134	Cop safety Starters	136	134-136
FS Standard Starters	135			

TECHNICAL DATA

Circuit Diagrams	137	Spectral Power Distribution	139	137-139
Operational Characteristics	138			



The key benefits of fluorescent tubes are well known – proven energy efficiency, long life and a wide choice of sizes, shapes and colours.

The introduction of improved phosphor coatings, the more efficient T8 tubes and the new generation of T5 tubes have brought significant improvements in lamp efficacy and colour rendering, lumen maintenance and life.

Sylvania engineers have always been at the forefront of these developments, and in caring for the environment, by continually introducing innovative products and improvements in lamp manufacture, technology and performance.

Sylvania offers a comprehensive range of high efficiency fluorescent tubes in various lengths, diameters, wattages and colours, including tubes for specialist applications.

The improved technology of the Luxline® Plus triphosphor coating guarantees excellent colour rendering, high luminous flux and high lamp efficacy (lumen per watt). The average life of up to 24000 hours allows longer replacement intervals which has a positive impact to your on maintenance costs.

All of these advantages meaning that Sylvania Luxline Plus triphosphor tubes and Supercolour multi-phosphor tubes should always be the first choice for all new installations, particularly when used in fixtures incorporating electronic control gear, and be used in place of T12 and T8 halophosphor tubes when re-lamping.





T5 LUXLINE PLUS HE/HO LAMPS:

A range of narrow diameter fluorescent lamps for use in narrow profile modern T5 fixtures. Incorporating Sylvania Luxline Plus triphosphor technology they achieve high colour rendering together with long life and extremely high energy efficiencies, meaning great quality light with low cost to the user and the environment.



T8 LUXLINE PLUS:

A range of T8 fluorescent lamps for use with general lighting applications. Incorporating Sylvania Luxline Plus triphosphor technology they achieve high colour rendering together with long life and high energy efficiencies, meaning great quality light with low cost to the user and the environment.



T12 STANDARD / LUXLINE PLUS:

A range of T12 fluorescent lamps for use with older T12 fixtures in general lighting applications. Luxline Plus types incorporating Sylvania Luxline Plus triphosphor technology to achieve high colour rendering together with long life and high energy efficiencies, meaning more, better quality light light for longer with no additional energy cost.



T9 CIRCLINE PLUS:

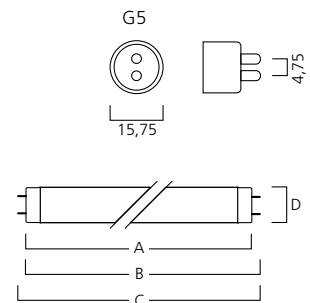
A range of T9 Circular fluorescent lamps for use with older T9 fixtures in general lighting applications. Incorporating Sylvania Circline Plus triphosphor technology they achieve high colour rendering together with long life and high energy efficiencies, meaning more, better quality light light for longer with no additional energy cost.

T5 FHE Luxline® Plus



- T5 FHE Luxline Plus triphosphor lamp ideal solution for new, slim, aesthetic luminaires
- Average life time of 24,000 hours with pre-heating ballast
- High luminous efficacy of up to 104 lm/W.
- Energy savings of up to 25% compared to a T8 tube
- For electronic ballast operation only
- Optimum luminous flux at an ambient temperature of approx 35°C
- Almost constant lumen maintenance throughout the entire lamp life due to Luxline Plus triphosphor technology

	A max	B min	B max	C max	D nom
14W	549	553.7	556.1	563.2	16
21W	849	853.7	856.1	863.2	16
28W	1149	1153.7	1156.1	1163.2	16
35W	1449	1453.7	1456.1	1463.2	16



T5 FHE LUXLINE® PLUS

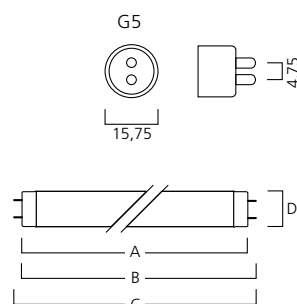
Code	Description	Nominal Lamp			Cap to Cap Lamp Length	CRI Group	Cap	Luminous Colour Temp	Luminous Flux Nominal at 25°	Flux Max 34-38°	Packing Qty.
		Watt	Volt	Current							
T5 FHE Luxline Plus Homelight De Luxe (827)											
0002798	FHE 14W/827	14W	86V	0.165A	549mm	1B	G5	2700K	1230 lm	1350 lm	25
0002799	FHE 21W/827	21W	126V	0.165A	849mm	1B	G5	2700K	1910 lm	2100 lm	25
0002800	FHE 28W/827	28W	166V	0.170A	1149mm	1B	G5	2700K	2640 lm	2900 lm	25
0002801	FHE 35W/827	35W	205V	0.175A	1449mm	1B	G5	2700K	3320 lm	3650 lm	25
T5 FHE Luxline Plus Warm White De Luxe (830)											
0002760	FHE 14W/830	14W	86V	0.165A	549mm	1B	G5	3000K	1230 lm	1350 lm	25
0002763	FHE 21W/830	21W	126V	0.165A	849mm	1B	G5	3000K	1910 lm	2100 lm	25
0002766	FHE 28W/830	28W	166V	0.170A	1149mm	1B	G5	3000K	2640 lm	2900 lm	25
0002769	FHE 35W/830	35W	205V	0.175A	1449mm	1B	G5	3000K	3320 lm	3650 lm	25
T5 FHE Luxline Plus White De Luxe (835)											
0002787	FHE 14W/835	14W	86V	0.165A	549mm	1B	G5	3500K	1230 lm	1350 lm	25
0002788	FHE 21W/835	21W	126V	0.165A	849mm	1B	G5	3500K	1910 lm	2100 lm	25
0002789	FHE 28W/835	28W	166V	0.170A	1149mm	1B	G5	3500K	2640 lm	2900 lm	25
0002790	FHE 35W/835	35W	205V	0.175A	1449mm	1B	G5	3500K	3320 lm	3650 lm	25
T5 FHE Luxline Plus Cool White De Luxe (840)											
0002761	FHE 14W/840	14W	86V	0.165A	549mm	1B	G5	4000K	1230 lm	1350 lm	25
0002764	FHE 21W/840	21W	126V	0.165A	849mm	1B	G5	4000K	1910 lm	2100 lm	25
0002767	FHE 28W/840	28W	166V	0.170A	1149mm	1B	G5	4000K	2640 lm	2900 lm	25
0002770	FHE 35W/840	35W	205V	0.175A	1449mm	1B	G5	4000K	3320 lm	2900 lm	25
T5 FHE Luxline Plus Daylight De Luxe (865)											
0002762	FHE 14W/865	14W	86V	0.165A	549mm	1B	G5	6500K	1140 lm	1250 lm	25
0002765	FHE 21W/865	21W	126V	0.165A	849mm	1B	G5	6500K	1775 lm	1950 lm	25
0002768	FHE 28W/865	28W	166V	0.170A	1149mm	1B	G5	6500K	2460 lm	2700 lm	25
0002771	FHE 35W/865	35W	205V	0.175A	1449mm	1B	G5	6500K	3095 lm	3400 lm	25

T5 FHO Luxline® Plus



- The T5 FHO Luxline Plus triphosphor lamp is the ideal solution for indirect and direct lighting, i.e. industrial lighting systems with high ceilings
- Average life time of 24,000 hours with pre-heating ballast
- For applications where a high luminous flux is required (up to 7000 lm per lamp)
- High colour rendering (Ra85/Class 1B)
- For electronic ballast operation only
- Optimum luminous flux at an ambient temperature of approx 35°C

	A max	B min	B max	C max	D nom
24W	549	553.7	556.1	563.2	16
39W	849	853.7	856.1	863.2	16
49W	1449	1453.7	1456.1	1463.2	16
54W	1149	1153.7	1156.1	1163.2	16
80W	1449	1453.7	1456.1	1463.2	16



T5 FHO LUXLINE® PLUS

Code	Description	Nominal Lamp			Cap to Cap Lamp Length	CRI Group	Cap	Luminous Colour Temp	Luminous Flux Nominal at 25°	Flux Max 34-38°	Packing Qty.
		Watt	Volt	Current							
T5 FHO Luxline Plus Home light De Luxe (827)											
0002802	FHO 24W/827	24W	77V	0.295A	549mm	1B	G5	2700K	1700 lm	2000 lm	25
0002803	FHO 39W/827	39W	118V	0.325A	849mm	1B	G5	2700K	3220 lm	3500 lm	25
0002805	FHO 54W/827	54W	120V	0.455A	1149mm	1B	G5	2700K	4450 lm	5000 lm	25
0002804	FHO 49W/827	49W	195V	0.255A	1449mm	1B	G5	2700K	4165 lm	4900 lm	25
0002806	FHO 80W/827	80W	152V	0.530A	1449mm	1B	G5	2700K	6150 lm	7000 lm	25
T5 FHO Luxline Plus Warm White De Luxe (830)											
0002772	FHO 24W/830	24W	77V	0.295A	549mm	1B	G5	3000K	1700 lm	2000 lm	25
0002775	FHO 39W/830	39W	118V	0.325A	849mm	1B	G5	3000K	3220 lm	3500 lm	25
0002781	FHO 54W/830	54W	120V	0.455A	1149mm	1B	G5	3000K	4450 lm	5000 lm	25
0002778	FHO 49W/830	49W	195V	0.255A	1449mm	1B	G5	3000K	4165 lm	4900 lm	25
0002784	FHO 80W/830	80W	152V	0.530A	1449mm	1B	G5	3000K	6150 lm	7000 lm	25
T5 FHO Luxline Plus White De Luxe (835)											
0002791	FHO 24W/835	24W	77V	0.295A	549mm	1B	G5	3500K	1700 lm	2000 lm	25
0002792	FHO 39W/835	39W	118V	0.325A	849mm	1B	G5	3500K	3220 lm	3500 lm	25
0002794	FHO 54W/835	54W	120V	0.455A	1149mm	1B	G5	3500K	4450 lm	5000 lm	25
0002793	FHO 49W/835	49W	195V	0.255A	1449mm	1B	G5	3500K	4165 lm	4900 lm	25
T5 FHO Luxline Plus Cool White De Luxe (840)											
0002773	FHO 24W/840	24W	77V	0.295A	549mm	1B	G5	4000K	1700 lm	2000 lm	25
0002776	FHO 39W/840	39W	118V	0.325A	849mm	1B	G5	4000K	3220 lm	3500 lm	25
0002782	FHO 54W/840	54W	120V	0.455A	1149mm	1B	G5	4000K	4450 lm	5000 lm	25
0002777	FHO 49W/840	49W	195V	0.255A	1449mm	1B	G5	4000K	4165 lm	4900 lm	25
0002785	FHO 80W/840	80W	152V	0.530A	1449mm	1B	G5	4000K	6150 lm	7000 lm	25
T5 FHO Luxline Plus Daylight De Luxe (865)											
0002774	FHO 24W/865	24W	77V	0.295A	549mm	1B	G5	6500K	1570 lm	1850 lm	25
0002779	FHO 39W/865	39W	118V	0.325A	849mm	1B	G5	6500K	2990 lm	3250 lm	25
0002783	FHO 54W/865	54W	120V	0.455A	1149mm	1B	G5	6500K	4050 lm	4550 lm	25
0002780	FHO 49W/865	49W	195V	0.255A	1449mm	1B	G5	6500K	3950 lm	4650 lm	25
0002786	FHO 80W/865	80W	152V	0.530A	1449mm	1B	G5	6500K	5700 lm	6650 lm	25

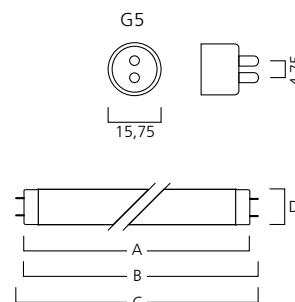
T5

Standard / Luxline® Plus



- 16mm fluorescent lamps in Standard and Luxline Plus colours
- For applications where space is limited
- Ideal solution for furniture, showcases, bathroom cabinets, transportation and leisure applications
- For higher colour rendering index we recommend fluorescent T5 Short Luxline Plus (6W and 8W)

	A	B	B	C	D
	max	min	max	max	nom
4W	135.9	140.6	143.0	150.1	16
6W	212.1	216.8	219.2	226.3	16
8W	288.3	293.0	295.4	302.5	16
13W	516.9	521.6	524.0	531.1	16



T5 STANDARD LUXLINE® PLUS

Code	Description	Watt	Nominal Lamp Volt	Current	Cap to Cap Lamp Length	CRI Group	Cap	Luminous Colour Temp	Luminous Flux	Packing Qty.
T5 Standard Warm White (29-530)										
0000014	F6W/29-530	6W	42V	0.160A	212mm	3	G5	3000K	280 lm	25
0000382	F8W/29-530	8W	56V	0.145A	288mm	3	G5	3000K	400 lm	25
0000032	F13W/29-530	13W	95V	0.165A	517mm	3	G5	3000K	880 lm	25
T5 Standard White (35-535)										
0000002	F4W/35-535	4W	29V	0.170A	136mm	3	G5	3500K	140 lm	25
0000012	F6W/35-535	6W	42V	0.160A	212mm	3	G5	3500K	280 lm	25
0000020	F8W/35-535	8W	56V	0.145A	288mm	3	G5	3500K	400 lm	25
0000030	F13W/35-535	13W	95V	0.165A	517mm	3	G5	3500K	880 lm	25
T5 Standard Cool White (33-640)										
0000003	F4W/33-640	4W	29V	0.170A	136mm	2B	G5	4000K	140 lm	25
0000013	F6W/33-640	6W	42V	0.160A	212mm	2B	G5	4000K	280 lm	25
0000021	F8W/33-640	8W	56V	0.145A	288mm	2B	G5	4000K	400 lm	25
0000031	F13W/33-640	13W	95V	0.165A	517mm	2B	G5	4000K	880 lm	25
T5 Standard Daylight (54-765)										
0000001	F4W/54-765	4W	29V	0.170A	136mm	2A	G5	6500K	115 lm	25
0000011	F6W/54-765	6W	42V	0.160A	212mm	2A	G5	6500K	240 lm	25
0000019	F8W/54-765	8W	56V	0.145A	288mm	2A	G5	6500K	340 lm	25
0000029	F13W/54-765	13W	95V	0.165A	517mm	2A	G5	6500K	750 lm	25
T5 Luxline Plus Cool White De Luxe (840)										
0005941	F6W-840	6W	42V	0.160A	212mm	1B	G5	4000K	320 lm	200
0005938	F8W-840	8W	56V	0.145A	288mm	1B	G5	4000K	500 lm	200

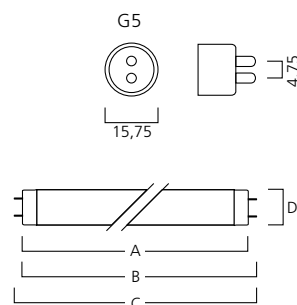
T5 EMERGENCY

Standard / Luxline® Plus



- 16mm fluorescent lamps in Standard and Luxline Plus colours
- For exclusive use in emergency lighting luminaires
- Only for operation by battery with electronic ballast (low lamp currents)
- Reliable ignition with compatible ballast
- Luminous flux dependant on individual ballast

	A max	B min	B max	C max	D nom
6W	212.1	216.8	219.2	226.3	16
8W	288.3	293.0	295.4	302.5	16



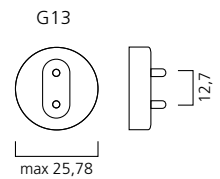
T5 EMERGENCY

Code	Description	Watt	Nominal Lamp Volt	Single Lamp Current	Cap to Cap Lamp Length	CRI Group	Cap	Luminous Colour Temp	Luminous Flux	Packing Qty.
T5 Emergency Warm White (29-530)										
0001901	F6W/29-530	6W	48V	0.040A	212mm	3	G5	3000K	-	200
T5 Emergency Cool White (33-640)										
0001900	F6W/33-640	6W	48V	0.040A	212mm	2B	G5	4000K	-	200
0001905	F8W/33-640	8W	71V	0.040A	288mm	2B	G5	4000K	-	200
T5 Emergency Daylight (54-765)										
0001902	F6W/54-765	6W	48V	0.040A	212mm	2A	G5	6500K	-	200
0001908	F8W/54-765	8W	71V	0.040A	288mm	2A	G5	6500K	-	200
T5 Emergency Cool White De Luxe (840) Luxline Plus										
0001909	F6W/840	6W	48V	0.040A	212mm	1B	G5	4000K	-	200
0001907	F8W/840	8W	71V	0.040A	288mm	1B	G5	4000K	-	200

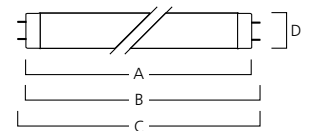
T8 Luxline® Plus



- T8 fluorescent lamp with high colour rendering and excellent lumen maintenance
- Colour rendering: Ra80-89/Class 1B
- High luminous efficacy
- Average rated life 20000 hours (based on 3hrs burning cycle)
- Operates on conventional and electronic ballasts
- Meets the lighting requirements as specified in the European Standard EN 12464-1 for workplaces



	A	B	B	C	D
	max	min	max	max	nom
18W	589.8	594.5	596.9	604.0	26
36W	1199.4	1204.1	1206.5	1213.6	26
58W	1500.0	1504.7	1507.1	1514.2	26
70W	1763.8	1768.5	1770.9	1778.0	26



T8 LUXLINE® PLUS

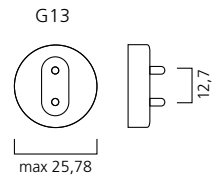
Code	Description	Watt	Nominal Lamp Volt	Current	Cap to Cap Lamp Length	CRI Group	Cap	Luminous Colour Temp	Luminous Flux	Packing Qty.
T8 LuxLine Plus Homelight De Luxe (827)										
0001505	F18W/827	18W	57V	0.370A	590mm	1B	G13	2700K	1350 lm	25
0001514	F36W/827	36W	103V	0.430A	1200mm	1B	G13	2700K	3350 lm	25
0001535	F58W/827	58W	110V	0.670A	1500mm	1B	G13	2700K	5200 lm	25
0000582	F70W/827	70W	128V	0.700A	1764mm	1B	G13	2700K	6000 lm	25
T8 LuxLine Plus Warm White De Luxe (830)										
0001501	F18W/830	18W	57V	0.370A	590mm	1B	G13	3000K	1350 lm	25
0001511	F36W/830	36W	103V	0.430A	1200mm	1B	G13	3000K	3350 lm	25
0001531	F58W/830	58W	110V	0.670A	1500mm	1B	G13	3000K	5200 lm	25
0001093	F70W/830	70W	128V	0.700A	1764mm	1B	G13	3000K	6000 lm	25
T8 LuxLine Plus White De Luxe (835)										
0000580	F18W/835	18W	57V	0.370A	590mm	1B	G13	3500K	1350 lm	25
0000578	F36W/835	36W	103V	0.430A	1200mm	1B	G13	3500K	3350 lm	25
0001394	F58W/835	58W	110V	0.670A	1500mm	1B	G13	3500K	5200 lm	25
0000581	F70W/835	70W	128V	0.700A	1764mm	1B	G13	3500K	6000 lm	25
T8 LuxLine Plus Cool White De Luxe (840)										
0001500	F18W/840	18W	57V	0.370A	590mm	1B	G13	4000K	1350 lm	25
0001510	F36W/840	36W	103V	0.430A	1200mm	1B	G13	4000K	3350 lm	25
0001530	F58W/840	58W	110V	0.670A	1500mm	1B	G13	4000K	5200 lm	25
0001094	F70W/840	70W	128V	0.700A	1764mm	1B	G13	4000K	6000 lm	25
T8 LuxLine Plus Daylight De Luxe (865)										
0001502	F18W/865	18W	57V	0.370A	590mm	1B	G13	6500K	1300 lm	25
0001512	F36W/865	36W	103V	0.430A	1200mm	1B	G13	6500K	3250 lm	25
0001532	F58W/865	58W	110V	0.670A	1500mm	1B	G13	6500K	5000 lm	25
0001095	F70W/865	70W	128V	0.700A	1764mm	1B	G13	6500K	5700 lm	25

T8

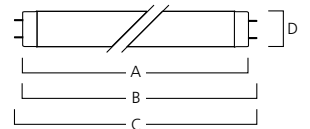
Special Length Standard



- Standard T8 fluorescent lamps with a wide range of special wattages in standard colours
- Colour rendering: Ra50-79/Class 3-2A
- Suitable for areas where people are not engaged in work for long periods of time (EN 12464-1)
- For new installations or replacements we recommend T8 Luxline Plus where possible
- Not intended for use in general lighting applications. Intended for special applications including furniture, electrical distribution cabinets, signage and train carriages.



	A max	B min	B max	C max	D nom
14W	361.2	365.8	368.3	375.4	26
36W/1m	970.0	974.1	977.1	984.2	26



T8 SPECIAL LENGTH STANDARD

Code	Description	Nominal Watt	Nominal Lamp Volt	Current	Cap to Cap Lamp Length	CRI Group	Cap	Luminous Colour Temp	Luminous Flux	Packing Qty.
T8 Special Length Universal White (25-740)										
0001508	F36W/25-740/1M	36W	80V	0.560A	970mm	2A	G13	4000K	2500 lm	25
T8 Special Length Warm White (29-530)										
0000040	F14W/29-530	14W	38V	0.395A	361mm	3	G13	3000K	700 lm	25
T8 Special Length Cool White (33-640)										
0000039	F14W/33-640	14W	38V	0.395A	361mm	2B	G13	4000K	700 lm	25
T8 Special Length Daylight (54-765)										
0000037	F14W/54-765	14W	38V	0.395A	361mm	2A	G13	6500K	650 lm	25



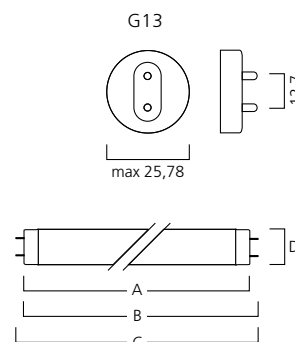
T8

Luxline® Plus Special Length



- T8 fluorescent lamp with high colour rendering and excellent lumen maintenance
- Colour rendering: Ra80-89/Class 1B
- High luminous efficacy
- Average rated life 20000 hours (based on 3hrs burning cycle)
- Operates on conventional and electronic ballasts

	A max	B min	B max	C max	D nom
15W	437.4	442.1	444.5	451.6	26
16W	720.0	724.7	727.1	734.2	26
25W 28"	691.4	696.1	698.5	705.6	26
25W 30"	742.2	746.9	749.3	756.4	26
25W 33"	818.4	823.1	825.5	832.6	26
30W	894.6	899.3	901.7	908.8	26
36W	970.0	974.1	977.1	984.2	26
38W	1047.0	1051.7	1054.1	1061.2	26



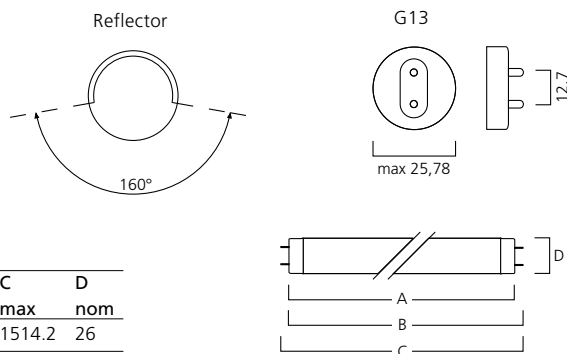
T8 LUXLINE® PLUS SPECIAL LENGTH

Code	Description	Nominal Watt	Nominal Lamp Volt	Current	Cap to Cap Lamp Length	CRI Group	Cap	Luminous Colour Temp	Luminous Flux	Packing Qty.
T8 Luxline Plus Special Length Homelight De Luxe (827)										
0001850	F15W/827	15W	55V	0.310A	438mm	1B	G13	2700K	950 lm	25
0001680	F30W/827	30W	96V	0.365A	895mm	1B	G13	2700K	2400 lm	25
T8 Luxline Plus Special Length Warm White De Luxe (830)										
0001853	F15W/830	15W	55V	0.310A	438mm	1B	G13	3000K	950 lm	25
0000870	F16W/830	16W	95V	0.200A	720mm	1B	G13	3000K	1200 lm	25
0000876	F25W/30"/830	25W	84V	0.360A	742mm/30"	1B	G13	3000K	2200 lm	25
0001079	F30W/830	30W	96V	0.365A	895mm	1B	G13	3000K	2400 lm	25
0001521	F38W/830	38W	104V	0.430A	1047mm	1B	G13	3000K	3200 lm	25
T8 Luxline Plus Special Length White De Luxe (835)										
0000566	F15W/835	15W	55V	0.310A	438mm	1B	G13	3500K	950 lm	25
0000872	F16W/835	16W	95V	0.200A	720mm	1B	G13	3500K	1200 lm	25
0001077	F30W/835	30W	96V	0.365A	895mm	1B	G13	3500K	2400 lm	25
T8 Luxline Plus Special Length Cool White De Luxe (840)										
0000567	F15W/840	15W	55V	0.310A	438mm	1B	G13	4000K	950 lm	25
0000871	F16W/840	16W	95V	0.200A	720mm	1B	G13	4000K	1200 lm	25
0000874	F25W/28"/840	25W	80V	0.380A	691mm/28"	1B	G13	4000K	2000 lm	25
0000877	F25W/30"/840	25W	84V	0.360A	742mm/30"	1B	G13	4000K	2200 lm	25
0000878	F25W/33"/840	25W	90V	0.340A	818mm/33"	1B	G13	4000K	2300 lm	25
0001080	F30W/840	30W	96V	0.365A	895mm	1B	G13	4000K	2400 lm	25
0001504	F36W/1M/840	36W	80V	0.560A	970mm	1B	G13	4000K	3200 lm	25
0001520	F38W/840	38W	104V	0.430A	1047mm	1B	G13	4000K	3200 lm	25
T8 Luxline Plus Special Length Daylight Deluxe (865)										
0000947	F15W/865	15W	55V	0.310A	438mm	1B	G13	6500K	900 lm	25
0000875	F25W/28"/865	25W	80V	0.380A	691mm/28"	1B	G13	6500K	1800 lm	25
0000879	F25W/33"/865	25W	90V	0.340A	818mm/33"	1B	G13	6500K	2100 lm	25
0001078	F30W/865	30W	96V	0.365A	895mm	1B	G13	6500K	2300 lm	25

T8 Luxline® Plus Reflector



- T8 fluorescent lamp with a 200° internal reflector
- Directional control of light
- Approximately 75% of light is directed through a beam angle of 160°
- For optimising existing luminaires with no reflector
- High colour rendering due to Luxline Plus triphosphor (Class 1B)



	A	B	B	C	D
	max	min	max	max	nom
58W	1500.0	1504.7	1507.1	1514.2	26

T8 LUXLINE® PLUS REFLECTOR

Code	Description	Nominal			Lamp Colour	CRI Group	Cap	Luminous Colour Temp	Luminous Flux	Packing Qty.
		Watt	Lamp Volt	Current						
T8 LuxLine Plus Reflector										
0001537	FR58W/840	58W	110V	0.700A	Cool White Deluxe	1B	G13	4000K	5200 lm	25

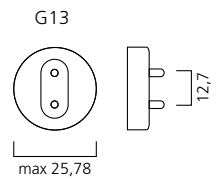


T8

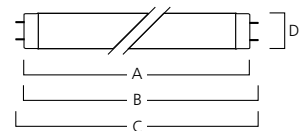
Luxline® Plus Shatter-Resistant



- Fluorescent lamp with a transparent VPE plastic sleeve
- Protection against glass splinters and other lamp parts
- Absorbs UV radiation below 380nm
- Maximum 5% decrease in light output compared to a standard lamp
- Colour temperature and colour rendering not affected
- Average rated life 10,000 hours
- This lamp should not be used in enclosed (IP65) fittings



	A max	B min	B max	C max	D nom
36W	970.0	974.7	977.1	984.2	26
58W	1500.0	1504.7	1507.1	1514.2	26



T8 LUXLINE® PLUS SHATTER-RESISTANT

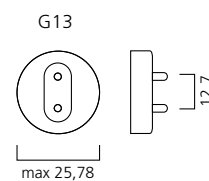
Code	Description	Nominal			Lamp Colour	CRI Group	Cap	Luminous Colour Temp	Luminous Flux	Packing Qty.
		Watt	Lamp Volt	Current						
T8 LuxLine Plus Shatter-Resistant										
0001517	F36W/840 Shatter-Resistant	36W	103V	0.430A	Cool White Deluxe	1B	G13	4000K	3180 lm	25
0001528	F58W/840 Shatter-Resistant	58W	110V	0.670A	Cool White Deluxe	1B	G13	4000K	4940 lm	25



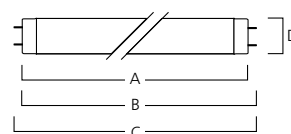
T8 Coloured



- Range of T8 fluorescent lamps with a coloured phosphor coating
- Available in red, yellow, green and blue colours
- Used to create special lighting effects in shop windows, bars, fairground attractions, dance halls and discotheques



	A max	B min	B max	C max	D nom
18W	589.8	594.5	596.9	604.0	26
36W	1199.4	1204.1	1206.5	1213.6	26
58W	1500.0	1504.7	1507.1	1514.2	26



T8 COLOURED

Code	Description	Watt	Nominal Lamp Volt	Current	Cap to Cap Length	Lamp Colour	Cap	Luminous Flux	Packing Qty.
T8 Coloured									
0002572	F 18W/T8/R	18W	57V	0.370A	590mm	Red	G13	30 lm	25
0002573	F 36W/T8/R	36W	103V	0.430A	1200mm	Red	G13	70 lm	25
0002574	F 58W/T8/R	58W	110V	0.670A	1500mm	Red	G13	100 lm	25
0002561	F 18W/T8/Y	18W	57V	0.370A	590mm	Yellow	G13	750 lm	25
0002565	F 36W/T8/Y	36W	103V	0.430A	1200mm	Yellow	G13	1550 lm	25
0002569	F 58W/T8/Y	58W	110V	0.670A	1500mm	Yellow	G13	2500 lm	25
0002562	F 18W/T8/G	18W	57V	0.370A	590mm	Green	G13	1200 lm	25
0002566	F 36W/T8/G	36W	103V	0.430A	1200mm	Green	G13	2800 lm	25
0002570	F 58W/T8/G	58W	110V	0.670A	1500mm	Green	G13	4000 lm	25
0002563	F 18W/T8/B	18W	57V	0.370A	590mm	Blue	G13	300 lm	25
0002567	F 36W/T8/B	36W	103V	0.430A	1200mm	Blue	G13	700 lm	25
0002571	F 58W/T8/B	58W	110V	0.670A	1500mm	Blue	G13	1000 lm	25

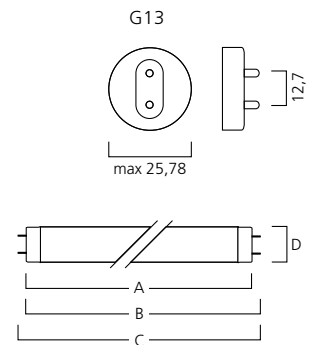
T12

Standard



- Wide range of standard T12 fluorescent lamps in various wattages and colours
- For use in luminaires and installations where T8 Standard is not suitable
- RS: Rapid Start in accordance with EN 60081

	A	B	B	C	D
	max	min	max	max	nom
20W	589.8	594.5	596.9	604.0	38
25W/1m	970.0	974.7	977.1	984.2	38
40W/1m	970.0	974.7	977.1	984.2	38
40W	1199.4	1204.1	1206.5	1213.6	38
65W	1500.0	1504.7	1507.1	1514.2	38
65/80W	1500.0	1504.7	1507.1	1514.2	38
75/85W	1763.8	1768.5	1770.9	1778.0	38
100W	2374.3	2379.0	2381.4	2388.5	38
125W	2374.3	2379.0	2381.4	2388.5	38



T12 STANDARD

Code	Description	Watt	Nominal Lamp Volt	Current	Cap to Cap Lamp Length	CRI Group	Cap	Luminous Colour Temp	Luminous Flux	Packing Qty.
T12 Standard Universal White (25-740)										
0001552	F20W/25-740 RS	20W	57V	0.370A	590mm	2A	G13	4000K	1050 lm	25
0000403	F40W/1M/25-740 RS	40W	81V	0.556A	970mm	2A	G13	4000K	2400 lm	25
0001555	F40W/25-740 RS	40W	103V	0.430A	1200mm	2A	G13	4000K	2500 lm	25
0001558	F65W/25-740 RS	65W	110V	0.670A	1500mm	2A	G13	4000K	4000 lm	25
T12 Standard Warm White (29-530)										
0001551	F20W/29-530 RS	20W	57V	0.370A	590mm	3	G13	3000K	1200 lm	25
0001554	F40W/29-530 RS	40W	103V	0.430A	1200mm	3	G13	3000K	3000 lm	25
0001557	F65W/29-530	65W	110V	0.670A	1500mm	3	G13	3000K	4800 lm	25
0000446	F65/80W/29-530	65W	110V	0.670A	1500mm	3	G13	3000K	4800 lm	25
0000446	F65/80W/29-530	80W	99V	0.870A	1500mm	3	G13	3000K	5500 lm	25
0001009	F75/85W/29-530	75W	130V	0.670A	1764mm	3	G13	3000K	6000 lm	25
0001009	F75/85W/29-530	85W	120V	0.800A	1764mm	3	G13	3000K	6400 lm	25
T12 Standard White (35-535)										
0001562	F20W/35-535 RS	20W	57V	0.370A	590mm	3	G13	3500K	1200 lm	25
0001563	F40W/35-535 RS	40W	103V	0.430A	1200mm	3	G13	3500K	3000 lm	25
0000444	F65/80W/35-535 RS	65W	110V	0.670A	1500mm	3	G13	3500K	4800 lm	25
0000444	F65/80W/35-535 RS	80W	99V	0.870A	1500mm	3	G13	3500K	5500 lm	25
0001008	F75/85W/35-535	75W	130V	0.670A	1764mm	3	G13	3500K	6000 lm	25
0001008	F75/85W/35-535	85W	120V	0.800A	1764mm	3	G13	3500K	6400 lm	25
0001028	F100W/35-535	100W	125V	0.960A	2400mm	3	G13	3500K	8200 lm	25
0001038	F125W/35-535	125W	149V	0.940A	2400mm	3	G13	3500K	9500 lm	25

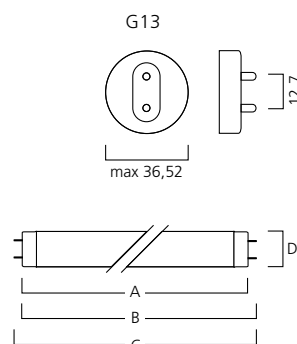
T12

Standard / Luxline® Plus



- Wide range of standard T12 fluorescent lamps in various wattages and colours
- For use in luminaires and installations where T8 Standard is not suitable
- RS: Rapid Start in accordance with EN 60081
- 100W and 125W with triphosphor coating with high colour rendering (Ra85/Class 1B)

	A max	B min	B max	C max	D nom
20W	589.8	594.5	596.9	604.0	38
25W/1m	970.0	974.7	977.1	984.2	38
40W/1m	970.0	974.7	977.1	984.2	38
40W	1199.4	1204.1	1206.5	1213.6	38
65W	1500.0	1504.7	1507.1	1514.2	38
65/80W	1500.0	1504.7	1507.1	1514.2	38
75/85W	1763.8	1768.5	1770.9	1778.0	38
100W	2374.3	2379.0	2381.4	2388.5	38
125W	2374.3	2379.0	2381.4	2388.5	38



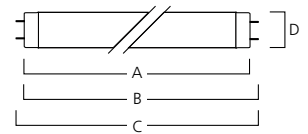
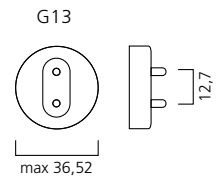
T12 STANDARD/LUXLINE® PLUS

Code	Description	Watt	Nominal Lamp Volt	Current	Cap to Cap Lamp Length	CRI Group	Cap	Luminous Colour Temp	Luminous Flux	Packing Qty.
T12 Standard Cool White (33-640)										
0001550	F20W/33-640 RS	20W	57V	0.370A	590mm	2B	G13	4000K	1200 lm	25
0000393	F25W/1M/33-640 RS	25W	94V	0.290A	970mm	2B	G13	4000K	1800 lm	25
0000399	F40W/1M/33-640 RS	40W	81V	0.556A	970mm	2B	G13	4000K	2800 lm	25
0001553	F40W/33-640 RS	40W	103V	0.430A	1200mm	2B	G13	4000K	3000 lm	25
0001556	F65W/33-640 RS	65W	110V	0.670A	1500mm	2B	G13	4000K	4800 lm	25
0000445	F65/80W/33-640 RS	65W	110V	0.670A	1500mm	2B	G13	4000K	4800 lm	25
0000445	F65/80W/33-640 RS	80W	99V	0.870A	1500mm	2B	G13	4000K	5500 lm	25
0001017	F75/85W/33-640	75W	130V	0.670A	1764mm	2B	G13	4000K	6000 lm	25
0001017	F75/85W/33-640	85W	120V	0.800A	1764mm	2B	G13	4000K	6400 lm	25
0001027	F100W/33-640	100W	125V	0.960A	2400mm	2B	G13	4000K	8200 lm	25
T12 Standard Daylight (54-765)										
0001559	F20W/54-765 RS	20W	57V	0.370A	590mm	2A	G13	6500K	1050 lm	25
0000391	F25W/1M/54-765 RS	25W	94V	0.290A	970mm	2A	G13	6500K	1600 lm	25
0000397	F40W/1M/54-765 RS	40W	81V	0.556A	970mm	2A	G13	6500K	2500 lm	25
0001560	F40W/54-765 RS	40W	103V	0.430A	1200mm	2A	G13	6500K	2500 lm	25
0001561	F65W/54-765 RS	65W	110V	0.670A	1500mm	2A	G13	6500K	4200 lm	25
0001138	F75/85W/54-765	75W	130V	0.670A	1764mm	2A	G13	6500K	5000 lm	25
0001138	F75/85W/54-765	85W	120V	0.800A	1764mm	2A	G13	6500K	5300 lm	25
T12 Luxline Plus Cool White De Luxe (840)										
0001029	F100W/840	100W	125V	1.0A	2400mm	1B	G13	4000K	9300 lm	25
0001037	F125W/840	125W	145V	1.0A	2400mm	1B	G13	4000K	10500 lm	25

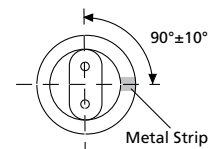
T12 IRS



- T12 fluorescent lamp with a resistor cap, 3.6V electrodes and an external ignition stripe
- For an immediate, soft and flicker-free start
- For rapid start or semi-resonant ballast
- Dimmable T12 lamp



	A	B	B	C	D
	max	min	max	max	nom
20W	589.8	594.5	596.9	604.0	38
40W	1199.4	1204.1	1206.5	1213.6	38
65W	1500.0	1504.7	1507.1	1514.2	38



T12 IRS

Code	Description	Watt	Nominal Lamp Volt	Current	Cap to Cap Lamp Length	CRI Group	Cap	Luminous Colour Temp	Luminous Flux	Packing Qty.
T12 IRS Warm White (29-530)										
0000424	F20W/29-530-IRS	20W	57V	0.370A	590mm	3	G13	3000K	1200 lm	25
0000431	F40W/29-530-IRS	40W	103V	0.430A	1200mm	3	G13	3000K	3000 lm	25
T12 IRS Cool White (33-640)										
0000423	F20W/33-640-IRS	20W	57V	0.370A	590mm	2B	G13	4000K	1200 lm	25
0000430	F40W/33-640-IRS	40W	103V	0.430A	1200mm	2B	G13	4000K	3000 lm	25
0000438	F65W/33-640-IRS	65W	110V	0.670A	1500mm	2B	G13	4000K	4800 lm	25

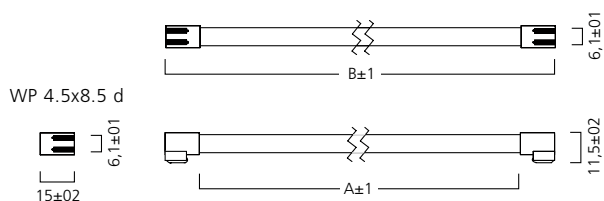


T2 Luxline® Slim



- Wide range of ultra-slim fluorescent lamps allowing a high degree of design flexibility
- Colour rendering Ra80-89 / class 1B
- Operate on electronic control gear
- Average rated life >8000 hrs

	A nom	B nom
6W	176	206
8W	287	308
11W	378	408
13W	479	509
21W	783	813
23W	883	913



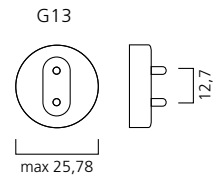
T2 LUXLINE® SLIM

Code	Description	Nominal Watt	Nominal Lamp Volt	Current	Cap to Cap Lamp Length	CRI Group	Cap	Luminous Colour Temp	Luminous Flux	Packing Qty.
T2 Luxline Slim Warm White De Luxe (830)										
0002006	T2 6W/830	6W	51V	0.100A	206mm	1B	WP4.5x8.5d	3000K	275 lm	20
0002007	T2 8W/830	8W	79V	0.100A	308mm	1B	WP4.5x8.5d	3000K	450 lm	20
0002008	T2 11W/830	11W	110V	0.100A	408mm	1B	WP4.5x8.5d	3000K	620 lm	20
0002009	T2 13W/830	13W	133V	0.100A	509mm	1B	WP4.5x8.5d	3000K	800 lm	20
0002010	T2 21W/830	21W	210V	0.100A	813mm	1B	WP4.5x8.5d	3000K	1300 lm	20
0002011	T2 23W/830	23W	230V	0.100A	913mm	1B	WP4.5x8.5d	3000K	1400 lm	20
T2 Luxline Slim Cool White De Luxe (840)										
0002012	T2 6W/840	6W	51V	0.100A	206mm	1B	WP4.5x8.5d	4000K	275 lm	20
0002013	T2 8W/840	8W	79V	0.100A	308mm	1B	WP4.5x8.5d	4000K	450 lm	20
0002014	T2 11W/840	11W	110V	0.100A	408mm	1B	WP4.5x8.5d	4000K	620 lm	20
0002015	T2 13W/840	13W	133V	0.100A	509mm	1B	WP4.5x8.5d	4000K	800 lm	20
0002016	T2 21W/840	21W	210V	0.100A	813mm	1B	WP4.5x8.5d	4000K	1300 lm	20
0002017	T2 23W/840	23W	230V	0.100A	913mm	1B	WP4.5x8.5d	4000K	1400 lm	20
T2 Luxline Slim Daylight De Luxe (860)										
0002018	T2 6W/860	6W	51V	0.100A	206mm	1B	WP4.5x8.5d	6000K	275 lm	20
0002019	T2 8W/860	8W	79V	0.100A	308mm	1B	WP4.5x8.5d	6000K	450 lm	20
0002020	T2 11W/860	11W	110V	0.100A	408mm	1B	WP4.5x8.5d	6000K	620 lm	20
0002021	T2 13W/860	13W	133V	0.100A	509mm	1B	WP4.5x8.5d	6000K	800 lm	20
0002022	T2 21W/860	21W	210V	0.100A	813mm	1B	WP4.5x8.5d	6000K	1300 lm	20
0002023	T2 23W/860	23W	230V	0.100A	913mm	1B	WP4.5x8.5d	6000K	1400 lm	20

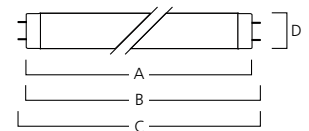
T8 Luxline® Eco



- T8 fluorescent lamp with high colour rendering and excellent lumen maintenance
- Colour rendering: Ra80-89/Class 1B
- High luminous efficacy
- Average rated life 15000 hours (based on 3hrs burning cycle)
- Operates on conventional and electronic ballasts
- Meets the lighting requirements as specified in the European Standard EN 12464-1 for workplaces
- Intended to replace standard halophosphor T8 lamps offering 10% energy saving with no loss in light output
- Retrofit with standard T8 lamps



	A max	B min	B max	C max	D nom
32W	1199.4	1204.1	1206.5	1213.6	26
51W	1500.0	1504.7	1507.1	1514.2	26



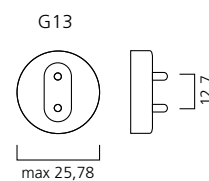
T8 LUXLINE® Eco

Code	Description	Watt	Nominal Lamp Volt	Current	Cap to Cap Lamp Length	CRI Group	Cap	Luminous Colour Temp	Luminous Flux	Packing Qty.
T8 Luxline Eco Warm White De Luxe (830)										
0001605	F32W/830 T8 ECO	32W	91V	0.450A	1200mm	1B	G13	3000K	2900 lm	25
0001609	F51W/830 T8 ECO	51W	96V	0.700A	1500mm	1B	G13	3000K	4700 lm	25
T8 Luxline Eco Cool White De Luxe (840)										
0001607	F32W/840 T8 ECO	32W	91V	0.450A	1200mm	1B	G13	4000K	2900 lm	25
0001610	F51W/840 T8 ECO	51W	96V	0.700A	1500mm	1B	G13	4000K	4700 lm	25
T8 Luxline Eco Cool White De Luxe (865)										
0001608	F32W/865 T8 ECO	32W	91V	0.450A	1200mm	1B	G13	6500K	2750 lm	25
0001612	F51W/865 T8 ECO	51W	96V	0.700A	1500mm	1B	G13	6500K	-	25

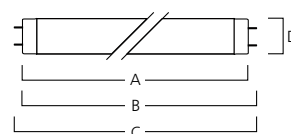
T8 Luxline® Supercolour



- Multi-phosphor coating for highest colour rendering
- Make colours look natural and vibrant
- Particularly useful in applications where colour rendering is a benefit
- eg shops to help make merchandise look more attractive
- Colour rendering Ra90-99 / class 1A



	A	B	B	C	D
	max	min	max	max	nom
18W	589.8	594.5	596.9	604.0	26
36W	1199.4	1204.1	1206.5	1213.6	26
58W	1500.0	1504.7	1507.1	1514.2	26



T8 LUXLINE® SUPERCLOUR

Code	Description	Nominal Watt	Nominal Lamp Volt	Current	Cap to Cap Lamp Length	CRI Group	Cap	Luminous Colour Temp	Luminous Flux	Packing Qty.
T8 Luxline Supercolour Cool White De Luxe (940)										
0001580	F18W/940	18W	57V	0.370A	590mm	1A	G13	4000K	1200 lm	25
0001581	F36W/940	36W	103V	0.430A	1200mm	1A	G13	4000K	2900 lm	25
0001582	F58W/940	58W	110V	0.670A	1500 mm	1A	G13	4000K	4600 lm	25

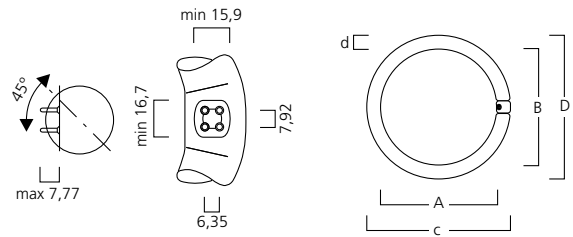


T9

Circline Plus



- T9 circular fluorescent lamps
- Suitable in a wide range of round and square shaped luminaires for various purposes
- For commercial and domestic lighting
- Colour rendering Ra80-89 / class 1B
- High luminous efficacy



	A	A	B	B	C or D	C or D	d	d
	min	max	min	max	min	max	min	max
22W	149.1	155.6	147.6	157.2	203.2	215.9	26.2	30.9
32W	239.7	246.1	236.5	246.1	292.1	304.8	26.2	30.9
40W	341.3	347.7	338.1	347.7	393.7	406.4	26.2	30.9

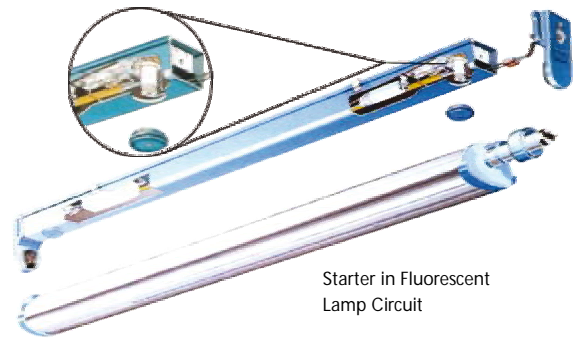
T9 CIRCLINE PLUS

Code	Description	Watt	Nominal Lamp Volt	Current	Cap to Cap Lamp Length	CRI Group	Cap	Luminous Colour Temp	Luminous Flux	Packing Qty.
T9 Circline Plus Warm White De Luxe (830)										
0001960	FC22/830	22W	62V	0.400A	216mm Ø	1B	G10q	3000K	1300 lm	12
0001963	FC32/830	22W	84V	0.450A	305mm Ø	1B	G10q	3000K	2300 lm	12
0001966	FC40/830	22W	115V	0.415A	406mm Ø	1B	G10q	3000K	3000 lm	12
T9 Circline Plus Cool White De Luxe (840)										
0001961	FC22/840	32W	62V	0.400A	216mm Ø	1B	G10q	4000K	1300 lm	12
0001964	FC32/840	32W	84V	0.450A	305mm Ø	1B	G10q	4000K	2300 lm	12
0001967	FC40/840	32W	115V	0.415A	406mm Ø	1B	G10q	4000K	3000 lm	12
T9 Circline Plus Daylight De Luxe (865)										
0001962	FC22/865	40W	62V	0.400A	216mm Ø	1B	G10q	6500K	1250 lm	12
0001965	FC32/865	40W	84V	0.450A	305mm Ø	1B	G10q	6500K	2300 lm	12
0001968	FC40/865	40W	115V	0.415A	406mm Ø	1B	G10q	6500K	2900 lm	12

FS STANDARD STARTERS



- Reliable and fast starting
- Suitable for temperatures from -20°C to +80°C
- For single and twin lamp operation
- Testhouse approved and ENEC/DVE marked



FS STANDARD STARTERS

Code	Description	Watt	Volt	Lamp Type	Circuit	Packing Qty
FS Standard Starters						
0024434	FS-11	4, 6, 8, 13W	220-240V	T5	Single	25/500/1000
		14, 15, 16, 18, 25, 36, 38, 58W	220-240V	T8	Single	
		20, 40, 65W	220-240V	T12	Single	
		22, 32, 40, 60W	220-240V	Circline	Single	
		18, 24, 36W	220-240V	CF-L	Single	
0024436	FS-11	As Above	220-240V	As Above	Single	500/1000 Industrial Pack
0024455	FS-22	4, 6, 8W	120V	T12	Single	25/500/1000
			4, 6, 8W	230V	T12	Twin
		14, 15, 18W	120V	T8	Single	
		14, 15, 18W	230V	T8	Twin	
		20W	120V	T12	Single	
		20W	230V	T12	Twin	
		22W	120V	Circline	Single	
		22W	230V	Circline	Twin	
		18W	120V	CF-L	Single	
		18W	230V	CF-L	Twin	
		18W	120V	CF-F	Single	
		18W	230V	CF-F	Twin	
		0024437	FS-22	As Above	As Above	As Above

COP SAFETY STARTERS



- Quick-start without increasing the starting current
- Immediate switch off in case of flickering or defective lamp (end of life)
- Prevents overheating of the ballast
- Extended life compared to standard starters
- Reduced maintenance cost due to longer life time
- For single lamp operation
- Testhouse approved and ENEC/VDE marked

COP SAFETY STARTERS

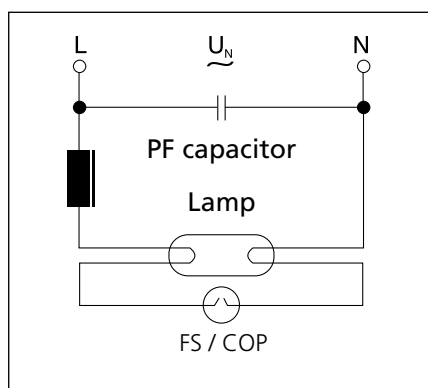
Code	Description	Watt	Volt	Lamp Type	Circuit	Packing Qty
COP Safety Starters						
0024471	COP-11A	36, 58W	220-240V	T8	Single	25/100/1000
		40, 65W	220-240V	T12	Single	
		32, 40, 60W	220-240V	Circline	Single	
		18, 24, 36W	220-240V	CF-L	Single	



FLUORESCENT TUBES

Circuit Diagrams

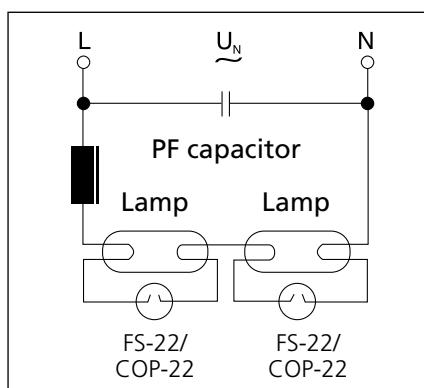
Switchstart



SWITCHSTART

The most common circuit using a ballast and glow starter which effects electrode pre-heating. When the starter contacts open the ballast supplies the starting voltage. Reliable starting is from -5°C to $+50^{\circ}\text{C}$. Use FS-11 or COP-11 starters.

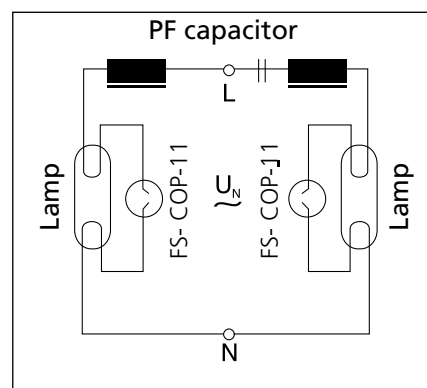
Series Twin



SERIES TWIN

A circuit used for most lamp types up to 20W. Two fluorescent lamps are run in series using one ballast but with individual starters operating as above. Use FS-11 or COP-11 starters.

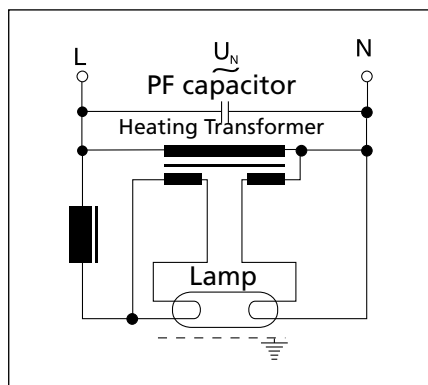
Lead/Lag



LEAD/LAG

A common circuit combination for Twin lamp luminaires, with high power factor and less likelihood of flicker. Use FS-11 or COP-11 starters.

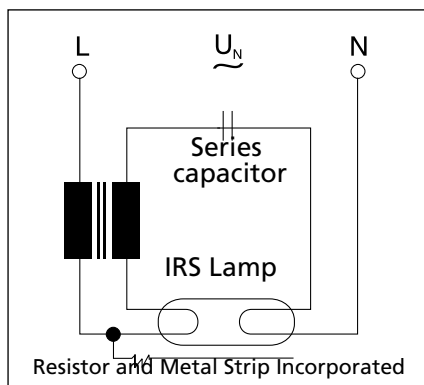
Rapid-Start



RAPID-START

A circuit giving flicker-free instant starting and increased lamp life. The lamp is operated in series with a standard ballast. The electrode pre-heating voltage is provided by a separate transformer. Reliable starting from -10°C to $+40^{\circ}\text{C}$.

Semi-Resonant

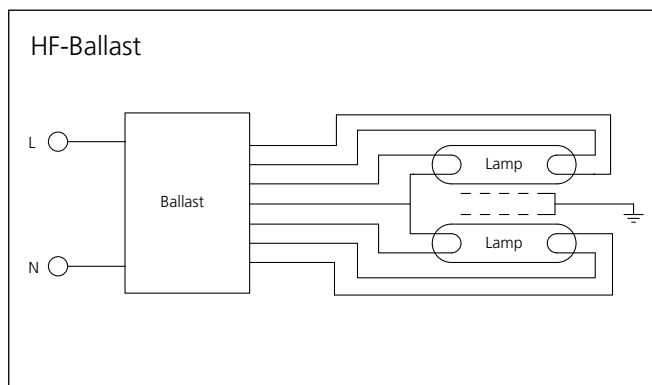


SEMI-RESONANT

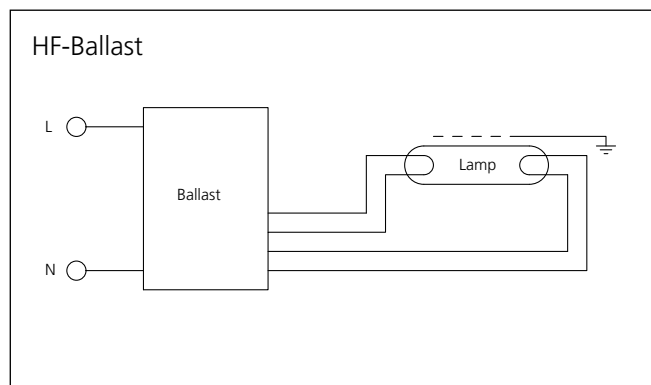
A circuit with flicker-free instant start and electrode pre-heating. An electrical resonance occurs between the secondary winding of the ballast and the capacitor, amplifying the mains voltage for starting the IRS metal stripped lamp.

- L = Live conductor
- N = Neutral conductor
- L = external conductor L_1, L_2, L_3
- N = median conductor MP
- UN = power supply 230V
- B = ballast
- PF = power factor capacitor
- KZ = start-up capacitor

SINGLE LAMP OPERATION

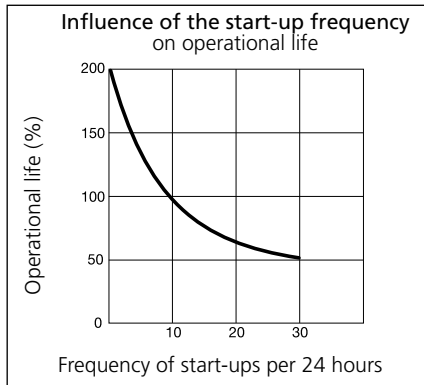
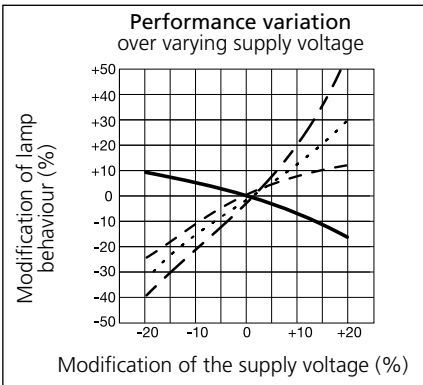


TWIN LAMP OPERATION



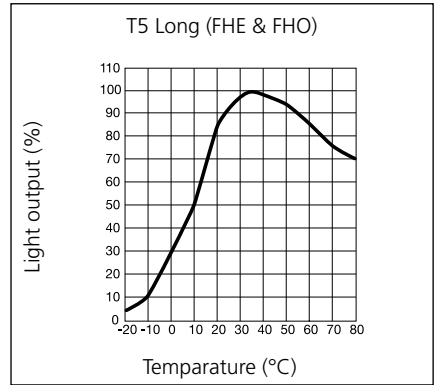
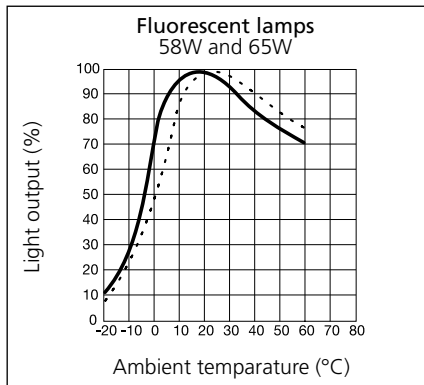
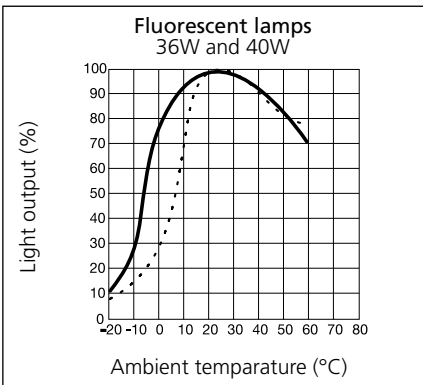
FLUORESCENT TUBES

Operating Characteristics



I_L ——— lamp current
 P_L ····· lamp conductor
 Φ - - - light output
 U_L ——— lamp voltage

RELATIONSHIP BETWEEN AMBIENT TEMPERATURE AND LIGHT OUTPUT



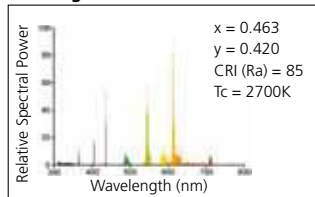
····· F36w
 ——— F40W

····· F58w
 ——— F65W

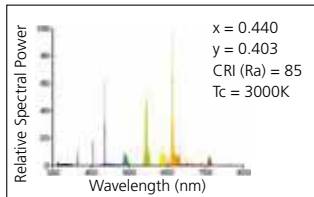
FLUORESCENT TUBES

Spectral Power Distribution

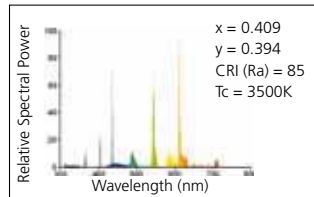
Homelight Deluxe - 827



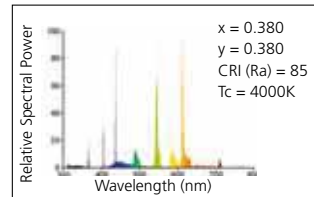
Warm White Deluxe - 830



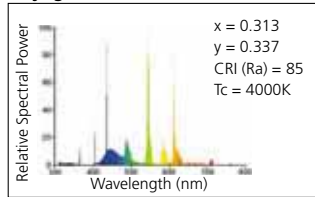
White Deluxe - 835



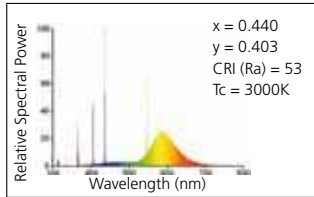
Cool White Deluxe - 840



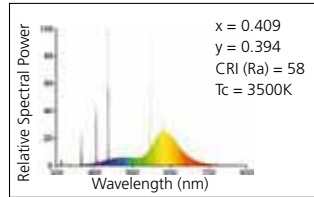
Daylight Deluxe - 865



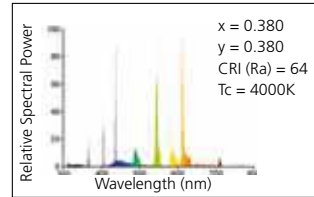
Warm White 29 - 530



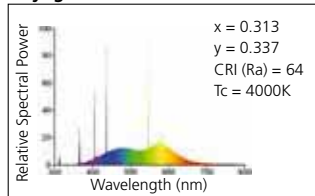
White 35 - 535



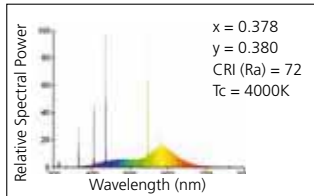
Cool White 33 - 640



Daylight 54 - 765



Universal White 25 - 740

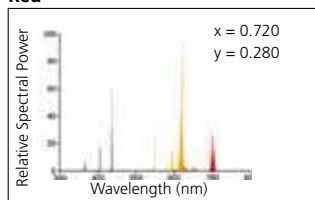


	Sylvania	Osram	Philips	GE
Halo-phosphor	33-640	640	33-640	133
	29-530	530	29-530	129
	25-740	740	25-740	125
	35-535	535	35-535	135
	54-765	765	54-765	154
Tri-phosphor	840	840	840	840
	830	830	830	830
	827	827	827	827
	835	835	835	835
	860	860	860	860

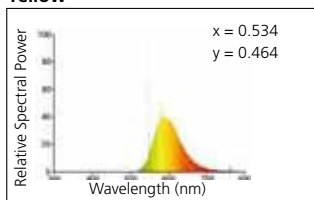
8 means CRI (Ra) > 80
 colour description
 27 means $T_c = 2700K$

33 is a reference to the old name for these lamps '133', no link to technical specifications
 6 means CRI (Ra) > 60
 40 means $T_c = 4000 K$

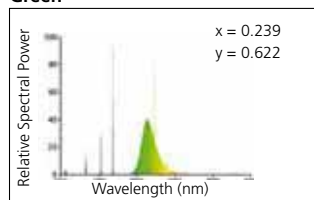
Red



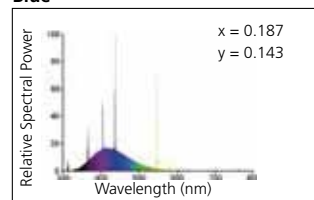
Yellow




Green



Blue





Manufacturer's lamp cross reference

Sylvania	Osram	Philips	GE
Superia CMI-T	HCI-T	CDM-T Elite	CMH-T
Superia CMI-TD	HCI-TS	CDM-TD Elite	CMH-TD
Superia CMI-TC	HCI-TC	CDM-TC Elite	CMH-TC
BriteSpot	–	CDM-R Mini	CMH MR16
HSI-MP MetalArc	HQI-E	–	–
HSI-TD MetalArc	HQI-TS	MHN-TD	ARC/TD
HSI-T MetalArc	HQI-T	–	ARC/T
HSI-SX BriteLux	HQI-E/N	HPI Plus	ARC/D/H
HSI-TSX BriteLux	HQI-T/N	HPI-T Plus	ARC/T/H
HSI-HX	HQI-E/N/SI	HPI Plus	KolorArc
HSI-THX	HQI-T/N/SI	HPI-T Plus	–
HSI-T Daylight	HQI-T/D	–	–
HSI-T High Wattage	HQI-T/N/SN	HPI-T	Sportlight MI2000

HID



LOW WATTAGE METAL HALIDE 144-152

Superia CMI-T/CMI-TD/CMI-TC	144	UrbanWhite	149
BriteSpot ES50™/ESD50™	145	HSI-MP MetalArc	150
BriteSpot ESD50™ Coloured	146	HSI-TD MetalArc	151
BriteSpot ES111™ / ESD111™	147	HSI-T MetalArc	152
BriteSpot DE™	148		



MEDIUM WATTAGE METAL HALIDE 153-155

HSI-SX / HSI-TSX BriteLux	153	HSI-T Daylight	155
HSI-HX / HSI-THX	154		



HIGH WATTAGE METAL HALIDE 156-157

HSI-T	156	HSI-TD	157
-------	-----	--------	-----



HIGH PRESSURE SODIUM 158-166

SHP-S / SHP-TS Super	158	SHP-TD Standard	163
SHP-TS GroLux	159	SHP Self-Starting	164
SHP-TS Mercury Free	160	SHX Plug-In	165
SHP-S / SHP-TS TwinArc	161	SPX EcoArc	166
SHP / SHP-T Standard	162		



HIGH PRESSURE MERCURY 167-169

HSL-SC Super Comfort	167	HSB-BW Bright White Blended	169
HSL-BW Bright White Standard	168		

LOW PRESSURE SODIUM 170

SLP	170
-----	-----



ELECTRONIC CONTROL GEAR 171

BriteTronic	171
-------------	-----

TECHNICAL DATA 173-178

Circuit Diagrams	173	Spectral Power Distribution	178
Electrical and Photometric Data	174		
Lamp Performance During Run-Up & the Effect of Mains Voltage Variations	176		

Manufacturer's lamp cross reference

Sylvania	Osram	Philips	GE
HSI-TD High Wattage	HQI-TS/D/S	–	–
SHP Super	NAV Super	SON PLUS	Lucalox HO
SHP-TS GroLux	NAV Planta	SON AGRO	Lucalox PSL
SHP Mercury Free	–	SON Hg FREE	–
SHP TwinArc	–	–	–
SHP Standard	NAV Standard	SON	Lucalox
SHP Self-Starting	NAV/I Standard	SON PRO I	Lucalox I
SHX Plug-In	NAV Plug-In	SON-H	Lucalox E-Z Lux
SPX EcoArc	–	–	–
HSL-SC Super Comfort	HQL De Luxe	HPL-Comfort	MBF Deluxe
HSL-BW Bright White Standard	HQL	HPL-N	MBF
HSB-BW Bright White Blended	HWL	ML	MBTF
SLP	SOX	SOX	SOX

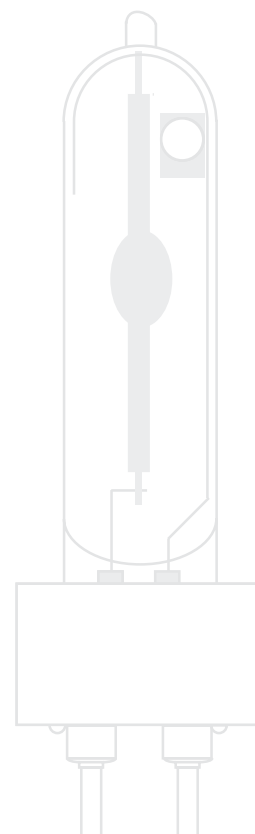


High Intensity Discharge (HID) lighting offers versatility, outstanding performance and reliability, from energy and cost effective lamps. Comprising four major groups – metal halide, high pressure sodium, high pressure mercury and low pressure sodium – HID lamps meet a variety of lighting needs for interior and exterior applications.

Sylvania's range of discharge lamps are characterised by quality materials, certified manufacturing techniques and stringent quality control procedures, to ensure the highest performance and reliability standards.

SUPERIA CMI

Sylvania Superia CMI is our new generation ceramic metal halide range characterized by its unique one-piece elliptical arc tube. The range is available in Superia CMI-T/TC/TD in 35W, 70W, and 150W in both WDL and NDL colour. Superia CMI lamps offer outstanding efficacy of 100lm/W for 70W and 150W lamps and 95lm/W for 35W lamps. The best in class CRI exceeds 90 for WDL and 96 for NDL. With its excellent lumen maintenance of 80% at 9.000 hours and long life up to 15.000 hours Sylvania has combined best performance and long life in one lamp. Truly unique is the Superia CMI range in its very fast run-up and restart time as well as in keeping stable colour temperature in all burning positions. With its best in class red rendition, Superia CMI performs best in retail and display lighting, shop windows, museums, galleries, lobbies and cultural venues.





METAL HALIDE

Combines excellent colour rendering with good efficacy. The low wattage range is available with conventional quartz arc tube technology as well as ceramic and BriteSpot™ arc tube technology enhancing colour uniformity and stability over lamp life. The new BriteSpot™ range represents a revolution in lighting technology. Superia CMI is Sylvania's new generation ceramic metal halide range characterized by its unique one-piece elliptical arc tube. Superia CMI offer outstanding efficacy combined with best in class CRI.



HIGH PRESSURE SODIUM

Combines excellent efficacy with extremely long life. The environmental benefits are enhanced by the range of Mercury Free products. The SHP TwinArc lamp uses two arc tubes, to double lamp life, reduce early lamp failures and enable instant restart.

The SHP TwinArc lamp uses two arc tubes, to double the lamp life, reduce early lamp failures and enable instant restart.



HIGH PRESSURE MERCURY

Lamps which combine white light, reliability and ease of use together with proven lamp technology.



LOW PRESSURE SODIUM

Although still used for many applications, these lamps are increasingly being replaced by high pressure sodium and metal halide lamps. Colour appearance and rendering from these monochromatic lamps are poor, but the luminous efficacy is extremely high.



SUPERIA CMI-T

The Superia CMI-T lamps are available in 35W, 70W and 150W in both WDL and NDJ colour. The outstanding colour rendition backed by stable colour temperature over life as well as an average life up to 15,000 hours makes Superia CMI one of our signature products. Unique for Superia CMI-T is the convenient wattage marking on the base for easier lamp installation and replacement.



SUPERIA CMI-TC

The more compact Superia CMI-TC lamps allow for a more compact fixture and reflector design and therefore for precise light direction. Superia CMI-TC lamps are available in 35W and 70W in WDL colour and also own the benefits of excellent colour rendition, efficacy and long life.



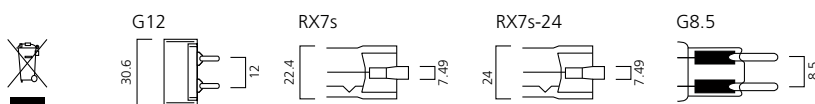
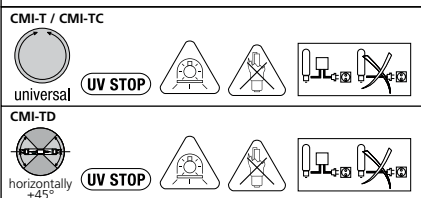
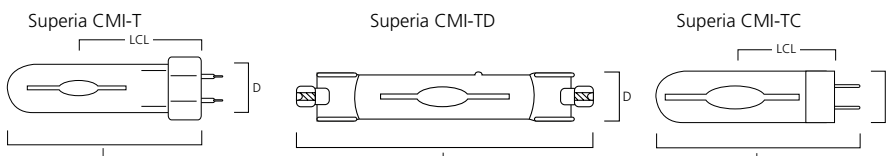
SUPERIA CMI-TD

The double ended Superia CMI-TD lamps show improved performance over standard quartz metal halide lamps, such as increased colour stability for both WDL and NDJ as well as colour rendering. Superia CMI-TD lamps are available in 70W and 150W.

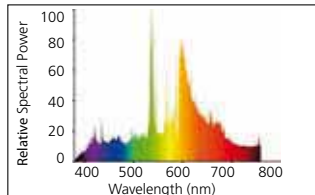
SUPERIA CMI-T / CMI-TD / CMI-TC



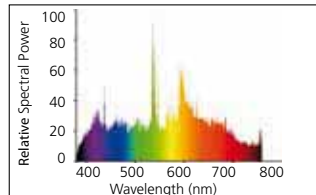
- Unique one-piece elliptical arc tube
- Ceramic arc tube ensures colour uniformity and stability throughout lamp life
- Very high luminous efficiency in a compact lamp format
- Excellent colour rendering
- UV-stop quartz reduces colour fading of merchandise
- For use only in luminaires equipped with a protective cover glass
- Applications in both interior and exterior lighting – shops, hotel lobbies and architectural



Ceramic Metal Halide CMI WDL



Ceramic Metal Halide CMI ND L



CMI-T	35W	70W	150W
D	20	20	20
L	90	90	100
CMI-TD	70W	150W	
D	22	25	
L		118	135
CMI-TC	35W	70W	
D	17	17	
L	85	85	

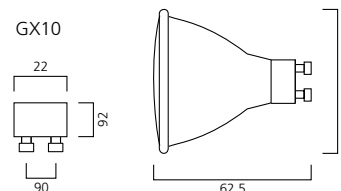
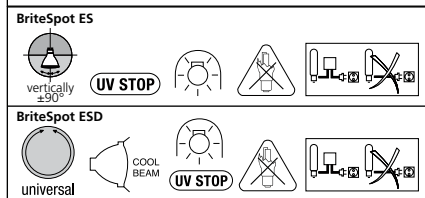
SUPERIA CMI-T/ CMI-TD / CMI-TC

Code	Description	Watt	Volt	Current	Lamp Finish	Cap	Colour Temp	CRI	Luminous Intensity	Packing Qty.
Superia CMI-T										
0020300	CMI-T 35W/WDL	39W	80V	0.49A	Clear	G12	3000K	91	3700 lm	12
0020301	CMI-T 70W/WDL	70W	80V	0.88A	Clear	G12	3000K	90	6900 lm	12
0020305	CMI-T 70W/NDL	70W	80V	0.88A	Clear	G12	4200K	96	7000 lm	12
0020302	CMI-T 150W/WDL	150W	80V	1.88A	Clear	G12	3000K	90	15000 lm	12
0020306	CMI-T 150W/NDL	150W	80V	1.88A	Clear	G12	4200K	96	15000 lm	12
Superia CMI-TD										
0020307	CMI-TD 70W/WDL	70W	80V	0.88A	Clear	RX7s	3000K	90	6900 lm	12
0020308	CMI-TD 70W/NDL	70W	80V	0.88A	Clear	RX7s	4200K	96	7000 lm	12
0020309	CMI-TD 150W/WDL	150W	80V	1.88A	Clear	RX7s-24	3000K	90	15000 lm	12
0020310	CMI-TD 150W/NDL	150W	80V	1.88A	Clear	RX7s-24	4200K	96	15000 lm	12
Superia CMI-TC										
0020303	CMI-TC 35W/WDL	39W	80V	0.49A	Clear	G8.5	3000K	91	3700 lm	12
0020304	CMI-TC 70W/WDL	70W	80V	0.88A	Clear	G8.5	3000K	90	6900 lm	12

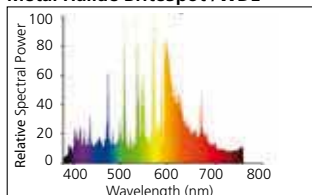
BRITESPOT ES50™ / ESD50™



- The most compact metal halide reflector lamp available, with stable light colour both initially and throughout life
- Crisp, powerful white light with outstanding colour rendering index of Ra90
- Three times more light compared to low voltage halogen lamps and reduced maintenance costs as a result of the long average lamp life
- Easy to install thanks to the robust new GX10 twist-lock cap
- Extremely fast run-up (within less than 1 minute) with special design for safe failure at end of life
- Operation on compatible electronic gear as listed on the corporate website (www.havells-sylvania.com)
- Wide range of interior applications in retail, restaurants, hotels, galleries and residential



Metal Halide BriteSpot /WDL



BRITESPOT ES50™ / ESD50™

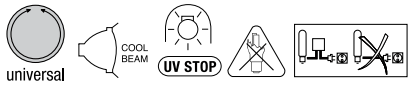
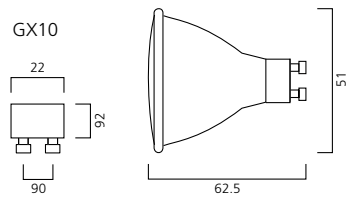
Code	Description	Watt	Volt	Current	Beam Angle	Cap	Colour Temp	CRI	Luminous Intensity	Packing Qty.
BriteSpot ES50™										
0020272	BriteSpot ES50 35W 24°	39W	100V	0.53A	24°	GX10	3000K	90	7000 cd	15
0020270	BriteSpot ES50 35W 38°	39W	100V	0.53A	38°	GX10	3000K	90	4000 cd	15
0020271	BriteSpot ES50 35W 60°	39W	100V	0.53A	60°	GX10	3000K	90	2000 cd	15
BriteSpot ESD50™ Dichroic										
0020273	BriteSpot ESD50 35W 24°	39W	100V	0.53A	24°	GX10	3000K	90	7000 cd	15
0020274	BriteSpot ESD50 35W 38°	39W	100V	0.53A	38°	GX10	3000K	90	4000 cd	15
0020275	BriteSpot ESD50 35W 60°	39W	100V	0.53A	60°	GX10	3000K	90	2000 cd	15



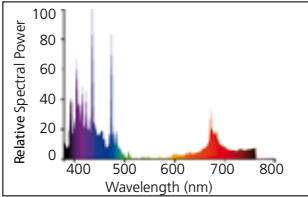
BRITESPOT ESD50™ COLOURED



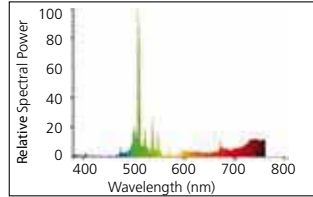
- High efficiency metal halide light source
- Very deep saturated colours in a choice of blue, green, red and yellow
- First metal halide lamp available in strong red and yellow colours
- Narrow spot beam delivers extra punch for accent and display lighting
- Operation on compatible electronic gear as listed on the corporate website (www.havells-sylvania.com)
- Ideal for special effects, accenting architectural features, or attracting attention in retail and commercial environments



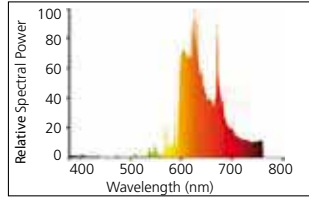
Metal Halide BriteSpot Blue



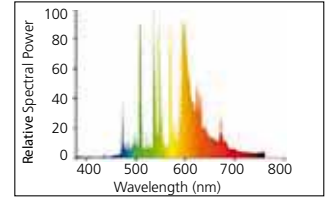
Metal Halide BriteSpot Green



Metal Halide BriteSpot Red



Metal Halide BriteSpot Yellow



BRITESPOT ESD50™ COLOURED

Code	Description	Watt	Volt	Current	Beam Angle	Cap	Colour point CCx	Colour point CCx	Packing Qty.
BriteSpot ESD50™ Coloured									
0020279	BriteSpot ESD50 35W/Blue	39W	100V	0.53A	12°	GX10	0.206	0.081	15
0020280	BriteSpot ESD50 35W/Green	39W	100V	0.53A	12°	GX10	0.249	0.548	15
0020281	BriteSpot ESD50 35W/Red	39W	100V	0.53A	12°	GX10	0.635	0.353	15
0020282	BriteSpot ESD50 35W/Yellow	39W	100V	0.53A	12°	GX10	0.476	0.466	15



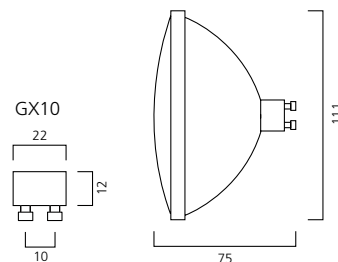
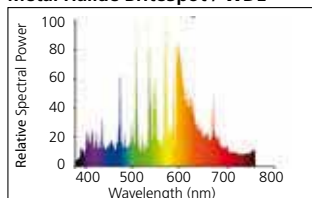
BRITESPOT ES111™ / ESD111™



- Attractively styled lamp adds a touch of class to lighting designs
- Very high efficiency thanks to the large reflector and patented anti-glare optics
- Crisp, powerful white light with outstanding colour rendering index of Ra90
- Extremely high intensity possible with narrow beam versions, ideal for accent lighting
- Easy to install due to the robust new GX10 twist-lock cap
- Operation on compatible electronic gear as listed on the corporate website (www.havells-sylvania.com)
- Wide range of interior applications in shops, restaurants, hotels, galleries and many other cultural and leisure venues



Metal Halide BriteSpot / WDL



BriteSpot ES
universal **UV STOP**

BriteSpot ESD
universal **COOL BEAM** **UV STOP**

8°		35W
140mmØ	1m	4000lx
280mmØ	2m	1000lx
420mmØ	3m	4445lx
55 mmØ	4m	2500lx

24°		35W	70W
425mmØ	1m	1000lx	2000lx
850mmØ	2m	2500lx	5000lx
1275mmØ	3m	1111lx	2222lx
1700mmØ	4m	625lx	1250lx

45°		35W	70W
828mmØ	1m	3500lx	7000lx
1657mmØ	2m	875lx	1750lx
2485mmØ	3m	389lx	778lx
3314mmØ	4m	219lx	438lx

BRITESPOT ES111™ / ESD111™

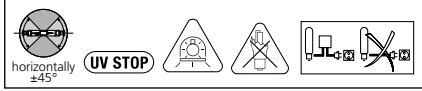
Code	Description	Watt	Volt	Current	Beam Angle	Cap	Colour Temp	CRI	Luminous Intensity	Packing Qty.
BriteSpot ES111™										
0020200	BriteSpot ES111 35W 8°	39W	100V	0.53A	8°	GX10	3000K	90	40000 cd	15
0020201	BriteSpot ES111 35W 24°	39W	100V	0.53A	24°	GX10	3000K	90	10000 cd	15
0020202	BriteSpot ES111 35W 45°	39W	100V	0.53A	45°	GX10	3000K	90	3500 cd	15
BriteSpot ESD111™ Dichroic										
0020207	BriteSpot ESD111 70W 24°	75W	100V	0.98A	24°	GX10	3000K	90	20000 cd	15
0020208	BriteSpot ESD111 70W 45°	75W	100V	0.98A	45°	GX10	3000K	90	7000 cd	15



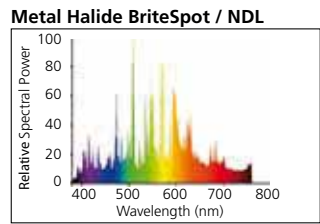
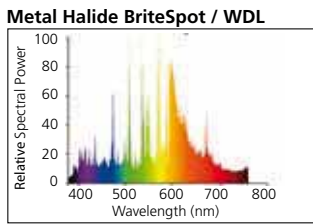
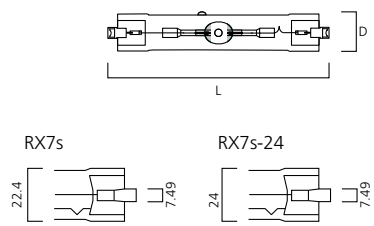
BRITESPOT DE™



- Dramatic improvement in performance over standard double ended metal halide
- BriteSpot technology delivers same colour stability over life as ceramic metal halide
- Excellent colour rendering index of Ra85 available in both WDL and NDL colours
- High luminous efficacy combined with UV stop quartz to reduce colour fading of merchandise
- Excellent for interior lighting of showrooms, shop windows, exhibitions, commercial premises and reception areas
- Delivers stable-colour architectural lighting in exterior applications



	70W	150W
L	117.6	135.4
D	22	25



BRITESPOT DE™

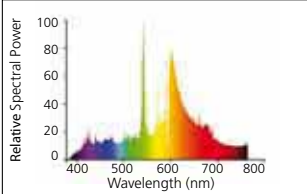
Code	Description	Watt	Volt	Current	Cap	Colour Temp	CRI	Luminous Flux	Packing Qty.
BriteSpot DE™									
0021210	BriteSpot DE 70W/WDL	75W	95V	0.98A	RX7s	3000K	85	6000 lm	10
0021211	BriteSpot DE 70W/NDL	75W	95V	0.98A	RX7s	4200K	85	6000 lm	10
0021212	BriteSpot DE 150W/WDL	150W	95V	1.80A	RX7s-24	3000K	85	12500 lm	10
0021213	BriteSpot DE 150W/NDL	150W	95V	1.80A	RX7s-24	4200K	85	12500 lm	10



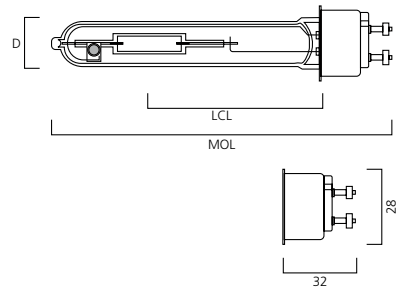
URBANWHITE



Ceramic Metal Halide-Urban White



- Maximum performance of up to 118 lm/W
- High system efficacy for energy saving between 30% - 70% compared to SHP and HSL options
- Reduced CO2 emissions for a cleaner environment
- Improved colour rendering compared to SHP
- Precise optical positioning and fixation due to the PGZ12 twist-and-lock cap
- Optimal service life of 4 years
- Compact size for modern high-performance luminaires
- White light solution of outdoor applications using Ceramic Metal Halide technology



Urban White	45W	60W	90W	140W
LCL	59	59	66	66
MOL	135	135	140	150
D	19	19	19	19

URBANWHITE

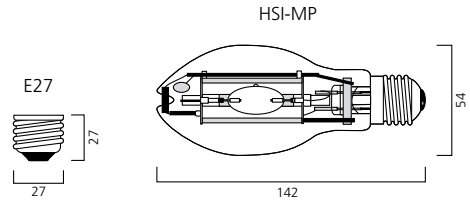
Code	Description	Watt	Volt	Current	Lamp Finish	Cap	Colour Temp	Luminous Flux	Packing Qty.
UrbanWhite									
0020360	UrbanWhite CMO-TW 45W	45W	90V	0.5A	Clear	PGZ12	2720K	4300 lm	12
0020361	UrbanWhite CMO-TW 60W	60W	92V	0.65A	Clear	PGZ12	2730K	6850 lm	12
0020362	UrbanWhite CMO-TW 90W	90W	92V	0.98A	Clear	PGZ12	2880K	10450 lm	12
0020363	UrbanWhite CMO-TW 140W	140W	94V	1.49A	Clear	PGZ13	2860K	16500 lm	12



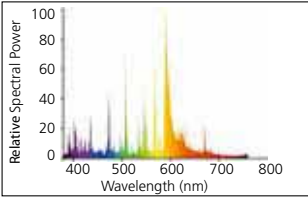
HSI-MP METALARC



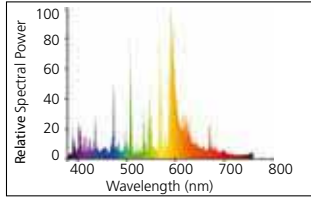
- A family of metal halide lamps specially designed for use in open fixtures
- Long service life of 15,000 hours keeps maintenance costs to a minimum
- Excellent colour maintenance throughout lamp life
- UV-stop outer jacket for reduced risks of fading
- Large variety of colours and wattages, in both clear and phosphor coated lamps
- Very economical light source for downlighting applications in large public spaces, for example airport terminals, halls, hotel lobbies and open-plan offices



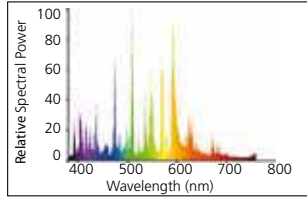
Metal Halide HSI-MP/WDL/CL



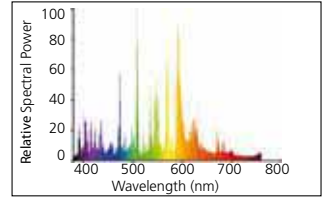
Metal Halide HSI-MP/WDL/CO



Metal Halide HSI-MP/NDL/CL



Metal Halide HSI-MP/NDL/CO



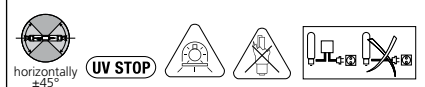
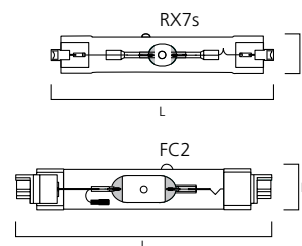
HSI-MP METALARC

Code	Description	Watt	Volt	Current	Lamp Finish	Cap	Colour Temp	Luminous Flux	Packing Qty.
HSI-MP MetalArc									
0020810	HSI-MP 70W CL/WDL	75W	95V	1.00A	Clear	E27	3000K	5500 lm	12
0020811	HSI-MP 70W CO/WDL	75W	95V	1.00A	Coated	E27	2900K	5200 lm	12
0020812	HSI-MP 70W CL/NDL	75W	95V	1.00A	Clear	E27	4000K	5800 lm	12
0020813	HSI-MP 70W CO/NDL	75W	95V	1.00A	Coated	E27	3800K	5500 lm	12
0020820	HSI-MP 100W CL/WDL	100W	100V	1.15A	Clear	E27	3000K	8500 lm	12
0020821	HSI-MP 100W CO/WDL	100W	100V	1.15A	Coated	E27	2900K	7900 lm	12
0020822	HSI-MP 100W CL/NDL	100W	105V	1.15A	Clear	E27	4000K	8500 lm	12
0020823	HSI-MP 100W CO/NDL	100W	105V	1.15A	Coated	E27	3800K	8100 lm	12
0020830	HSI-MP 150W CL/WDL	150W	95V	1.80A	Clear	E27	3000K	13000 lm	12
0020831	HSI-MP 150W CO/WDL	150W	95V	1.80A	Coated	E27	2900K	12500 lm	12
0020832	HSI-MP 150W CL/NDL	150W	95V	1.80A	Clear	E27	4000K	13000 lm	12
0020833	HSI-MP 150W CO/NDL	150W	95V	1.80A	Coated	E27	3800K	12500 lm	12

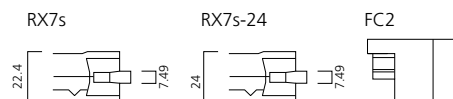
HSI-TD METALARC



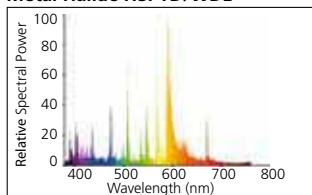
- Double ended quartz metal halide lamps with a compact tubular clear outer envelope
- Choice of three different colour temperatures: Warm, Neutral White and Daylight
- UV-stop outer jacket for reduced risks of fading
- High efficiency, compact arc tube
- Suitable for general interior lighting in uplights or downlights, e.g. in shops and malls
- Economical source for exterior floodlighting of monuments, parks and facades



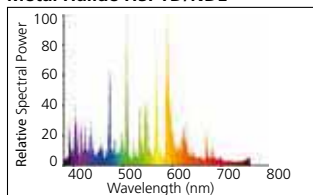
HSI-TD	70W	150W	250W
L	117.6	135.4	161.6
D	22	25	27.5



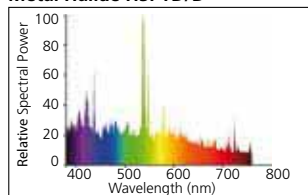
Metal Halide HSI-TD/WDL



Metal Halide HSI-TD/NDL



Metal Halide HSI-TD/D



HSI-TD METALARC

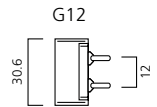
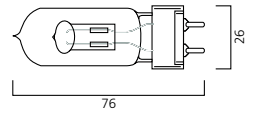
Code	Description	Watt	Volt	Current	Lamp Finish	Cap	Colour Temp	Luminous Flux	Packing Qty.
HSI-TD MetalArc									
0021030	HSI-TD 70W/WDL	75W	95V	0.98A	Clear	RX7s	3000K	5500 lm	10
0021031	HSI-TD 70W/NDL	75W	95V	0.98A	Clear	RX7s	4200K	5800 lm	10
0021045	HSI-TD 70W/D	75W	108V	0.98A	Clear	RX7s	5600K	5400 lm	10
0021033	HSI-TD 150W/WDL	150W	95V	1.80A	Clear	RX7s-24	3000K	12500 lm	10
0021034	HSI-TD 150W/NDL	150W	95V	1.80A	Clear	RX7s-24	4200K	12500 lm	10
0021046	HSI-TD 150W/D	150W	102V	1.80A	Clear	RX7s-24	5200K	11000 lm	10
0021036	HSI-TD 250W/WDL	250W	100V	3.00A	Clear	FC2	3200K	20000 lm	10
0021037	HSI-TD 250W/NDL	250W	100V	3.00A	Clear	FC2	4200K	20000 lm	10
0021047	HSI-TD 250W/D	250W	112V	3.00A	Clear	FC2	5200K	18000 lm	10



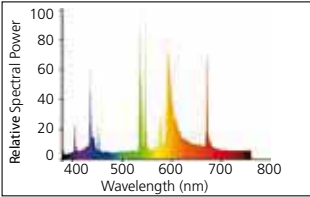
HSI-T METALARC



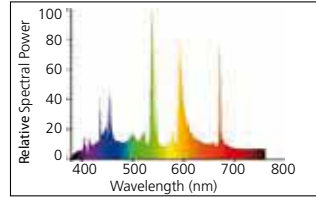
- Single ended quartz metal halide lamps with a compact tubular clear outer envelope
- Small point light source allows compact luminaire designs
- Ideal for spotlighting where high intensities are required
- UV-stop outer jacket for reduced risks of fading
- Suitable for interior accent and display lighting
- Exterior applications in floodlighting of monuments, parks and facades



Metal Halide HSI-T/WDL



Metal Halide HSI-T/NDL



HSI-T METALARC

Code	Description	Watt	Volt	Current	Lamp Finish	Cap	Colour Temp	Luminous Flux	Packing Qty.
HSI-T MetalArc									
0020335	HSI-T 70W/WDL	75W	95V	0.95A	Clear	G12	3000K	5200 lm	12
0020340	HSI-T 70W/NDL	75W	95V	0.95A	Clear	G12	4200K	5200 lm	12
0020336	HSI-T 150W/WDL	146W	95V	1.82A	Clear	G12	3000K	12000 lm	12
0020341	HSI-T 150W/NDL	146W	95V	1.82A	Clear	G12	4200K	12500 lm	12



HSI-SX / HSI-TSX BRITELUX



- SX family of metal halide lamps for use with a sodium ballast
- Direct retrofit for sodium lamps to upgrade lighting to a more pleasant white light
- High lumen package with good colour rendering properties
- Good colour rendering properties
- 'P' protected versions incorporate integral shroud for safe use in open fixtures
- For commercial and industrial applications in shopping areas, factories, warehouses
- Exterior applications in city beautification to upgrade from yellow sodium light

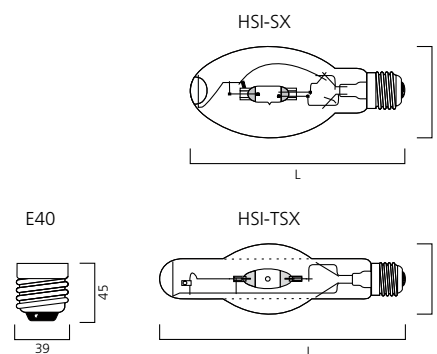
HSI-SX/P BriteLux

universal **UV STOP**

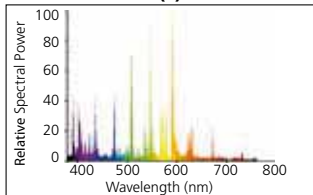
HSI-SX/TSX BriteLux

universal **UV STOP**

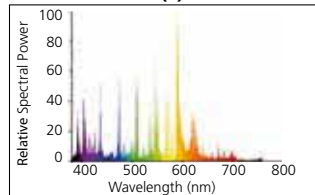
	250W	400W
HSI-SX		
L	227	290
D	90	120
HSI-TSX		
L	260	270
D	48	63



Metal Halide HSI-(T)SX/CL



Metal Halide HSI-(T)SX/CO



HSI-SX / HSI-TSX BRITELUX

Code	Description	Watt	Volt	Current	Lamp Finish	Cap	Colour Temp	Luminous Flux	Packing Qty.
HSI-SX BriteLux Elliptical									
0020772	HSI-SX 250W/CL BriteLux	265W	100V	2.9A	Clear	E40	4100K	23500 lm	12
0020776	HSI-SX 250W/CL/P BriteLux	265W	100V	2.9A	Cl./Protected	E40	4500K	21000 lm	12
0020771	HSI-SX 250W/CO BriteLux	265W	100V	2.9A	Coated	E40	3800K	22300 lm	12
0020775	HSI-SX 250W/CO/P BriteLux	265W	100V	2.9A	Co./Protected	E40	4200K	20000 lm	12
0020774	HSI-SX 400W/CL/P BriteLux	425W	120V	4.4A	Cl./Protected	E40	4300K	42000 lm	6
0020773	HSI-SX 400W/CO/P BriteLux	425W	120V	4.4A	Co./Protected	E40	4200K	40000 lm	6
HSI-TSX BriteLux Tubular									
0024407	HSI-TSX 250W BriteLux	265W	100V	2.9A	Clear	E40	4200K	21000 lm	12
0024409	HSI-TSX 400W BriteLux	425W	105V	4.4A	Clear	E40	4200K	40000 lm	12



HSI-SX(P) BriteLux Elliptical



HSI-TSX BriteLux Tubular

HSI-HX / HSI-THX

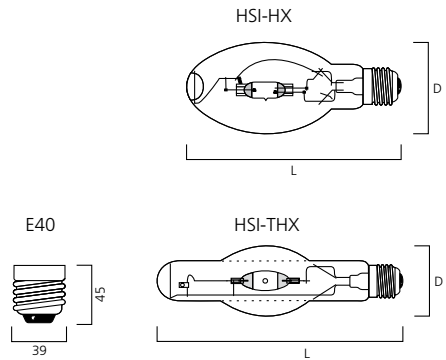


- HX family of metal halide lamps for use with a mercury ballast with soft ignitor
- HX family can also be operated on SHP control gear, resulting in both different output and colour temperature
- 'I' internal ignitor versions available, for simpler circuits with no ignitor
- 'I' versions can be used as a direct replacement for mercury discharge lamps
- High lumen package with good colour rendering properties
- For industrial applications such as petrol stations, car parks, rail yards
- Popular choice for sports arena lighting

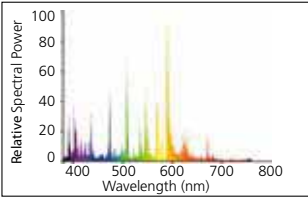
HSI-HX
vertically ±15°
UV STOP
I
E40

HSI-SX/I
horizontally ±20°
UV STOP
E40

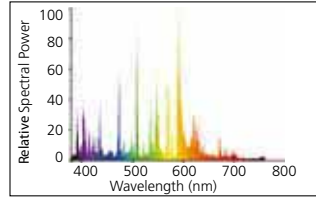
HSI-HX		250W	400W
L		227	290
D		90	120
HSI-THX		250W	400W
L		260	270
D		48	63



Metal Halide HSI-T/HX/CL



Metal Halide HSI-HX/CO



HSI-HX / HSI-THX

Code	Description	Watt	Volt	Current	Lamp Finish	Cap	Colour Temp	Luminous Flux	Packing Qty.
HSI-HX Elliptical									
0020357	HSI-HX 250W/CL	245W	130V	2.1A	Clear	E40	4500K	23000 lm	12
0020355	HSI-HX 250W/CO	245W	130V	2.1A	Coated	E40	3800K	21000 lm	12
0020353	HSI-HX 400W/CL	400W	130V	3.4A	Clear	E40	4500K	37000 lm	12
0020350	HSI-HX 400W/CO	400W	130V	3.4A	Coated	E40	3800K	35200 lm	12
0020351	HSI-HX 400W/CO/I	400W	130V	3.4A	Coated	E40	3800K	35200 lm	12
HSI-THX Tubular									
0020394	HSI-THX 250W	245W	130V	2.1A	Clear	E40	4500K	20000 lm	12
0020546	HSI-THX 400W	400W	130V	3.4A	Clear	E40	4200K	36000 lm	12



HSI-HX Elliptical

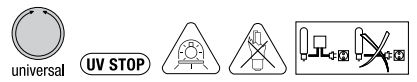


HSI-THX Tubular

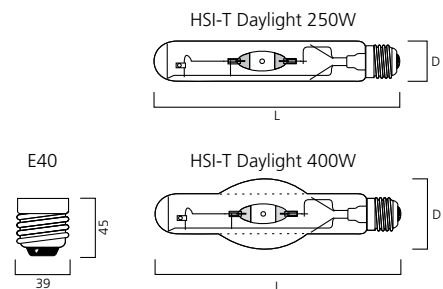
HSI-T DAYLIGHT



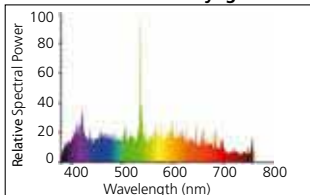
- Single ended metal halide lamps with crisp daylight colour
- Excellent colour rendering Class 1A
- High light output
- Good lumen maintenance over life
- Industrial lighting e.g. car parks, rail yards, petrol stations and street lighting
- Sports arena lighting



	HSI-T Daylight 250W	400W
L	257	285
D	48	63



Metal Halide HSI-T/ Daylight



HSI-T DAYLIGHT

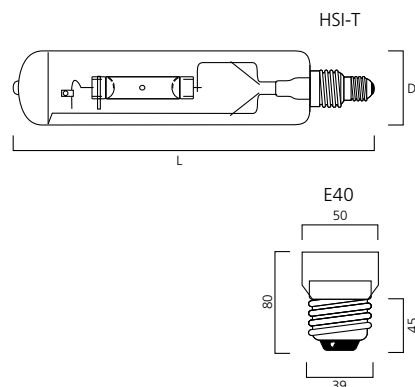
Code	Description	Watt	Volt	Current	Lamp Finish	Cap	Colour Temp	Luminous Flux	Packing Qty.
HSI-T Daylight									
0020530	HSI-T 250W/D	250W	112V	3.0A	Clear	E40	5300K	20000 lm	12
0020531	HSI-T 400W/D	400W	122V	4.4A	Clear	E40	6100K	32000 lm	12



HSI-T



- Single ended quartz metal halide lamps with a tubular outer envelope
- Both internal and external ignitor versions available
- All versions operate on a standard mercury ballast, with or without (I type) external ignitor
- Very high light output with outstanding colour properties
- Suitable for colour television filming in sports stadia and large arena
- Industrial lighting applications in exterior car parks, rail and dock yards

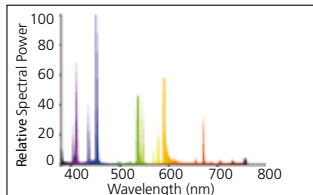


HSI-T
horizontally $\approx 20^\circ$
UV STOP

HSI-T/1
horizontally $\approx 20^\circ$
UV STOP

HSI-T	1000W	2000W
L	382	430
D	66	102

Metal Halide HSI-T 2000W/NDL



HSI-T

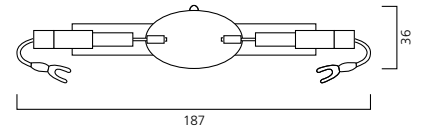
Code	Description	Watt	Volt	Current	Lamp Finish	Cap	Colour Temp	Luminous Flux	Packing Qty.
HSI-T									
0020597	HSI-T 1000W	965W	130V	8.25A	Clear	E40	4000K	81000 lm	4
0020533	HSI-T 2000W-S/380V	2000W	235V	9.00A	Clear	E40	4000K	200000 lm	4
0020540	HSI-T 2000W-S/I/380V	2000W	235V	9.00A	Clear	E40	4000K	200000 lm	4



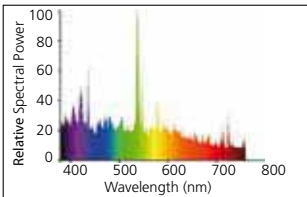
HSI-TD



- Compact double ended quartz metal halide lamp
- Short arc source allows for good optical control in floodlighting luminaires
- No outer envelope required, permitting the design of compact luminaires
- Very high light output with excellent colour rendering properties
- Suitable for colour television filming in sports stadia and large arenas
- Exterior lighting applications in outdoor car parks, petrol stations, rail and dock yards



Metal Halide HSI-TD 2000W/D



HSI-TD

Code	Description	Watt	Volt	Current	Lamp Finish	Cap	Colour Temp	Luminous Flux	Packing Qty.
HSI-TD									
0020349	HSI-TD 1000W/D	950W	130V	9.60A	Clear	Cable	5900K	90000 lm	10
0020339	HSI-TD 2000W/D	1950W	205V	11.30A	Clear	Cable	5900K	200000 lm	10



SHP-S / SHP-TS SUPER

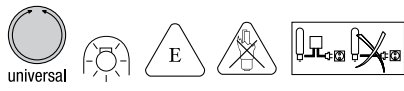
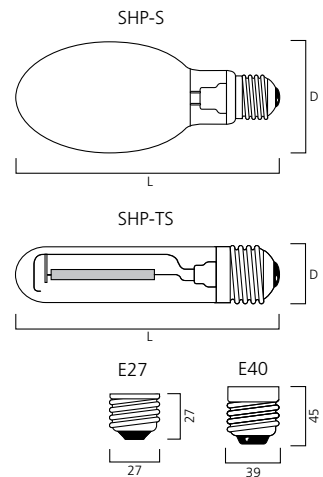


- Patented new construction featuring the Sylvania Wound Ignition Antenna for the ultimate starting reliability throughout lamp life
- Exclusive 'frameless' construction delivers superior system efficiency and improves lumen maintenance over life
- Exceptional reliability, offering 4 years service with over 95% lumen maintenance
- Super versions with high xenon pressure boost luminous efficacy up to 150 lm/W
- Offers increased lighting levels and an extended maintenance-free service life in all road and industrial applications

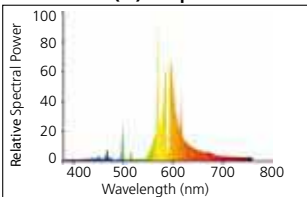


SHP-S	35W	50W	70W	100W	150W	250W	400W
L	165	165	165	186	227	227	292
D	72	72	72	78	91	91	122

SHP-TS	35W	50W	70W	100W	150W	250W	400W	600W
L	156	156	156	211	211	260	292	292
D	39	39	39	48	48	48	48	48



Sodium SHP-(T)S Super



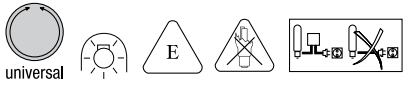
SHP-S/SHP-TS SUPER

Code	Description	Watt	Volt	Current	Lamp Finish	Cap	Colour Temp	Luminous Flux	Packing Qty.
SHP-S Super Elliptical									
0020448	SHP-S 35W	35W	90V	0.49A	Coated	E27	2050K	1800 lm	40
0020688	SHP-S 50W	50W	85V	0.76A	Coated	E27	2050K	3600 lm	40
0020690	SHP-S 70W	70W	90V	0.98A	Coated	E27	2050K	6000 lm	40
0020692	SHP-S 100W	100W	100V	1.20A	Coated	E40	2050K	10000 lm	40
0020693	SHP-S 150W	150W	100V	1.80A	Coated	E40	2050K	16900 lm	12
0020715	SHP-S 250W	250W	100V	2.95A	Coated	E40	2050K	30000 lm	12
0020716	SHP-S 400W	410W	105V	4.40A	Coated	E40	2050K	54000 lm	12
SHP-TS Super Tubular									
0020326	SHP-TS 35W	35W	90V	0.49A	Clear	E27	2050K	2100lm	40
0020687	SHP-TS 50W	50W	85V	0.76A	Clear	E27	2050K	4200 lm	40
0020678	SHP-TS 70W	70W	90V	0.98A	Clear	E27	2050K	6800 lm	40
0020686	SHP-TS 100W	100W	100V	1.20A	Clear	E40	2050K	10700 lm	12
0020685	SHP-TS 150W	150W	100V	1.80A	Clear	E40	2050K	17500 lm	12
0020713	SHP-TS 250W	255W	100V	2.95A	Clear	E40	2050K	33400 lm	12
0020714	SHP-TS 400W	400W	100V	4.50A	Clear	E40	2050K	56500 lm	12
0020805	SHP-TS 600W	600W	110V	6.00A	Clear	E40	2050K	90000 lm	12

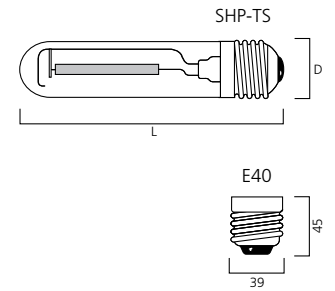
SHP-TS GROLUX



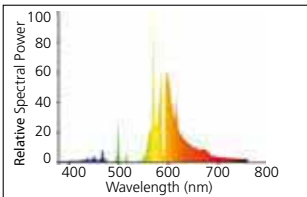
- Patented arc tube delivers highest photosynthetic efficiency of any lamp in the world
- Performance maintained at an exceptional level due to improved structure of outer bulb
- Optimized for the highest Phytolumens or PAR output
- GroLux light spectrum maximizes red output essential for plant growth
- Industry leading lumen maintenance of 95% at the end of life
- Suitable for a plethora of applications related to plant growth



SHP-TS GroLux	400W	600W
L	292	292
D	48	48



Sodium SHP-TS GroLux

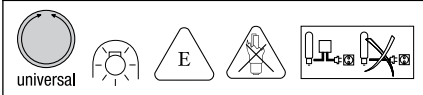


SHP-TS GROLUX

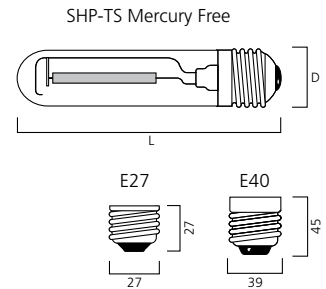
Code	Description	Watt	Volt	Current	Lamp Finish	Cap	Colour Temp	Par (μ mol)	Photosynthetic (PhytoLm)	Packing Qty.
SHP-TS GroLux Tubular										
0020819	SHP-TS 250W GroLux	265W	115V	2.60A	Clear	E40	2050K	425	75500	12
0020807	SHP-TS 400W GroLux	425W	120V	4.00A	Clear	E40	2050K	713	128000	12
0020808	SHP-TS 600W GroLux	615W	125V	5.50A	Clear	E40	2050K	1100	200000	12
0020809	SHP-TS 600W/400V GroLux	620W	200V	3.50A	Clear	E40	1950K	1180	215000	12



SHP-TS MERCURY FREE

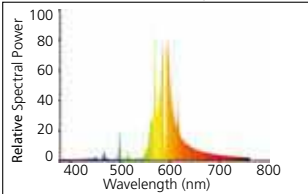


- Range of environmentally friendly high pressure sodium lamps containing no mercury
- Fast run-up characteristics in comparison to high pressure sodium lamps with mercury
- Performance characteristics in line with other high pressure sodium lamps
- For applications where environmental and disposal considerations are important
- Complete range of clear tubular lamps
- For streets, parks, tunnels and industrial lighting in general



SHP-TS	70W	100W	150W	250W	400W
L	156	211	211	260	292
D	39	48	48	48	48

Sodium SHP-TS Mercury Free



SHP-TS MERCURY FREE

Code	Description	Watt	Volt	Current	Lamp Finish	Cap	Colour Temp	Luminous Flux	Packing Qty.
SHP-TS Mercury Free Tubular									
0020990	SHP-TS 70W Mercury Free	70W	90V	0.98A	Clear	E27	2200K	5300 lm	40
0020992	SHP-TS 100W Mercury Free	100W	100V	1.20A	Clear	E40	2200K	9000 lm	12
0020994	SHP-TS 150W Mercury Free	153W	100V	1.80A	Clear	E40	2200K	16000 lm	12
0020996	SHP-TS 250W Mercury Free	258W	100V	2.90A	Clear	E40	2200K	29000 lm	12
0020998	SHP-TS 400W Mercury Free	408W	100V	4.50A	Clear	E40	2200K	53000 lm	12



SHP-S / SHP-TS TWINARC

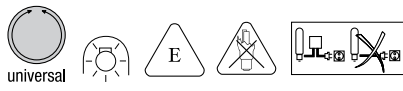
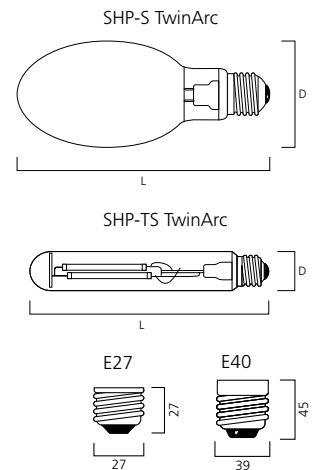


- Range of high pressure sodium lamps with double arc tube construction
- Dual arc tube design guarantees immediate re-strike after a power interruption
- Doubled lamp life and reduced occurrence of early failures
- Exceptional reliability, offering 6 years of maintenance-free service and superior lumen maintenance, exceeding 95% over life
- Ideal for applications which are difficult to access, or where maintenance is expensive
- Perfect for tunnels, airports, military installations, harbours and industrial sites

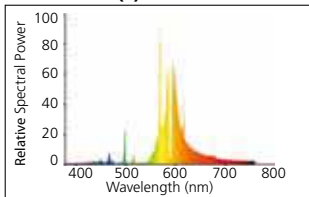


SHP-S	35W	50W	70W	100W	150W	250W	400W
L	165	165	165	186	227	227	292
D	72	72	72	78	91	91	122

SHP-TS	50W	70W	100W	150W	250W	400W	1000W
L	156	156	211	211	260	292	400
D	39	39	48	48	48	48	68



Sodium SHP-(T)S TwinArc



SHP-S / SHP-TS TWINARC

Code	Description	Watt	Volt	Current	Lamp Finish	Cap	Colour Temp	Luminous Flux	Packing Qty.
SHP-S TwinArc Elliptical									
0020720	SHP-S 35W TwinArc	35W	90V	0.49A	Coated	E27	2050K	1800 lm	40
0020717	SHP-S 50W TwinArc	50W	85V	0.76A	Coated	E27	2050K	3600 lm	40
0020719	SHP-S 70W TwinArc	70W	90V	0.98A	Coated	E27	2050K	6000 lm	40
0020725	SHP-S 100W TwinArc	100W	100V	1.20A	Coated	E40	2050K	9500 lm	40
0020740	SHP-S 150W TwinArc	150W	100V	1.80A	Coated	E40	2050K	15500 lm	12
0020742	SHP-S 250W TwinArc	255W	100V	2.95A	Coated	E40	2050K	30000 lm	12
0020744	SHP-S 400W TwinArc	410W	105V	4.40A	Coated	E40	2050K	52500 lm	12
SHP-TS TwinArc Tubular									
0020712	SHP-TS 50W TwinArc	50W	85V	0.76A	Clear	E27	2050K	4000 lm	40
0020718	SHP-TS 70W TwinArc	70W	90V	0.98A	Clear	E27	2050K	6500 lm	40
0020724	SHP-TS 100W TwinArc	100W	100V	1.20A	Clear	E40	2050K	10000 lm	12
0020739	SHP-TS 150W TwinArc	150W	100V	1.80A	Clear	E40	2050K	17000 lm	12
0020741	SHP-TS 250W TwinArc	255W	100V	2.95A	Clear	E40	2050K	32000 lm	12
0020743	SHP-TS 400W TwinArc	400W	100V	4.50A	Clear	E40	2050K	55000 lm	12
0020748	SHP-T 1000W SBY	960W	100V	10.6A	Clear	E40	2050K	130000 lm	12

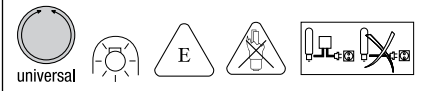
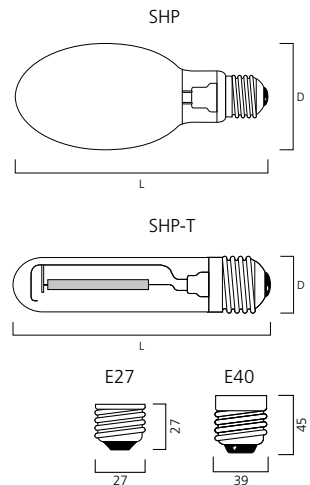
SHP / SHP-T STANDARD



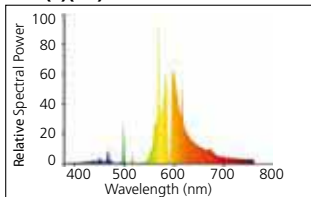
- Exclusive 'frameless' construction for improved reliability with fewer early failures
- Large wattage range with either clear tubular or coated ellipsoidal outer bulb
- Pleasant golden white light gives a warm colour appearance
- High luminous efficacy of up to 130 lm/W
- Major application in road lighting, both on motorways and in residential streets
- Excellent choice for general industrial lighting, both indoors and for outdoor floodlighting

SHP	50W	70W	100W	150W	250W	400W
L	165	165	178	227	227	292
D	72	72	78	91	91	122

SHP-T	50W	70W	100W	150W	250W	400W	1000W
L	156	156	-	211	260	292	400
D	39	39	-	48	48	48	68



SHP-(T)(TD) Standard



SHP / SHP-T STANDARD

Code	Description	Watt	Volt	Current	Lamp Finish	Cap	Colour Temp	Luminous Flux	Packing Qty.
SHP Standard Elliptical									
0020554	SHP 50W	50W	85V	0.76A	Coated	E27	2050K	3300 lm	40
0020555	SHP 70W	70W	90V	0.98A	Coated	E27	2050K	5800 lm	40
0020563	SHP 100W	100W	100V	1.20A	Coated	E27	2050K	10000 lm	40
0020479	SHP 150W	150W	100V	1.80A	Coated	E40	2050K	14000 lm	12
0020481	SHP 250W	250W	100V	3.00A	Coated	E40	2050K	26000 lm	12
0020484	SHP 400W	400W	105V	4.45A	Coated	E40	2050K	47000 lm	12
SHP-T Standard Tubular									
0020455	SHP-T 50W	50W	85V	0.76A	Clear	E27	2050K	3500 lm	40
0020457	SHP-T 70W	70W	90V	0.98A	Clear	E27	2050K	6000 lm	40
0020480	SHP-T 150W	150W	100V	1.80A	Clear	E40	2050K	14500 lm	12
0020482	SHP-T 250W	250W	100V	3.00A	Clear	E40	2050K	28000 lm	12
0020485	SHP-T 400W	392W	100V	4.60A	Clear	E40	2050K	48000 lm	12
0020504	SHP-T 1000W	960W	100V	10.6A	Clear	E40	2050K	130000 lm	4

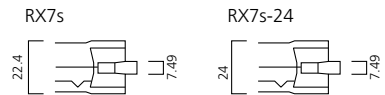
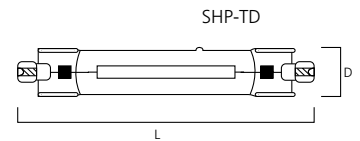
SHP-TD STANDARD



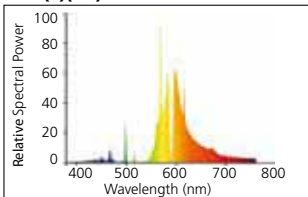
- Double ended high pressure sodium lamps with a compact outer envelope
- Small size allows excellent optical control in shallow reflectors
- Pleasant golden white light gives a warm colour appearance
- Offers an alternative to double ended metal halide, for improved efficacy or colour contrast
- Interior lighting in general commercial areas, exhibition halls
- Allows high precision floodlighting of monuments, facades and public parks



SHP-TD	70W	150W
L	118	134
D	22	25



SHP-(T)(TD) Standard

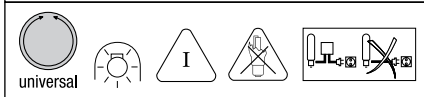


SHP-TD STANDARD

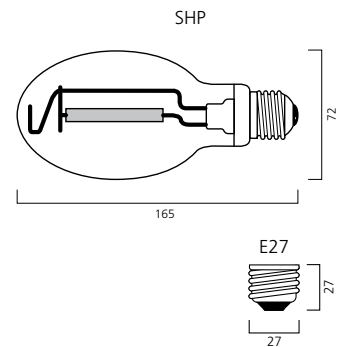
Code	Description	Watt	Volt	Current	Lamp Finish	Cap	Colour Temp	Luminous Flux	Packing Qty.
SHP-TD Standard									
0020709	SHP-TD 70W	70W	90V	0.98A	Clear	RX7s	1900K	6800 lm	10
0020711	SHP-TD 150W	150W	100V	1.80A	Clear	RX7s-24	1900K	15000 lm	10



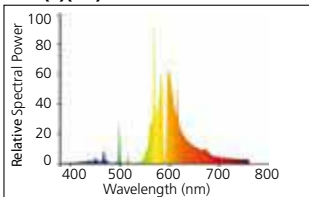
SHP SELF-STARTING



- Range of high pressure sodium lamps with internal ignitor
- Cost reduction opportunities since no ignitor or external wiring is required
- Enables luminaire size to be reduced since no ignitor is required
- Available in clear or coated elliptical bulbs
- Popular choice for parks, gardens, pedestrian zones and residential street lighting
- Low-cost illumination of workshops and small industrial areas



SHP-(T)(TD) Standard



SHP SELF-STARTING

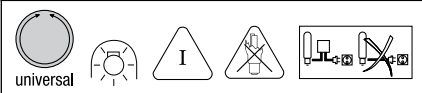
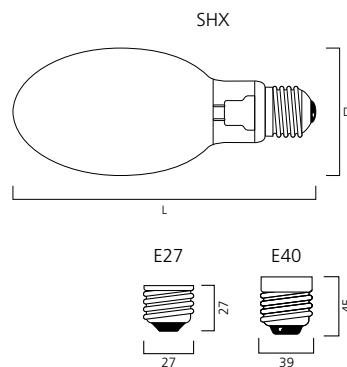
Code	Description	Watt	Volt	Current	Lamp Finish	Cap	Colour Temp	Luminous Flux	Packing Qty.
SHP Self-Starting Elliptical									
0020550	SHP 50W/CO-I	50W	85V	0.76A	Coated	E27	2050K	3300 lm	40
0020551	SHP 70W/CO-I	70W	90V	0.98A	Coated	E27	2050K	5800 lm	40
0020553	SHP 70W/CL-I	70W	90V	0.98A	Clear	E27	2050K	6000 lm	40



SHX PLUG-IN

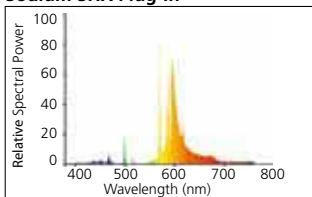


- Range of high pressure sodium lamps for direct retrofit of mercury lamps
- Offers reduced energy consumption and higher light levels when replacing mercury lamps
- Long average rated life, up to 20,000 hours
- Not recommended for operation on circuits having a leading power factor
- Suitable for direct installation in street and industrial applications using mercury lamps



SHX	110W	210W	350W
L	178	228	292
D	76	91	122

Sodium SHX Plug-In

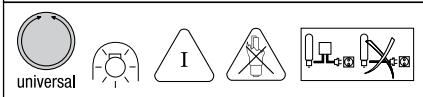


SHX PLUG-IN

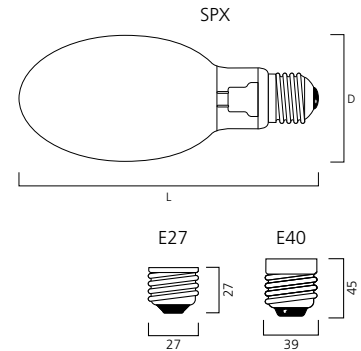
Code	Description	Watt	Volt	Current	Lamp Finish	Cap	Colour Temp	Luminous Flux	Packing Qty.
SHX Plug-In Elliptical									
0020560	SHX 110W	110W	115V	1.22A	Coated	E27	2000K	8000 lm	40
0020488	SHX 210W	210W	117V	2.25A	Coated	E40	2000K	18000 lm	12
0020490	SHX 350W	350W	117V	3.60A	Coated	E40	2000K	34500 lm	12



SPX ECOARC

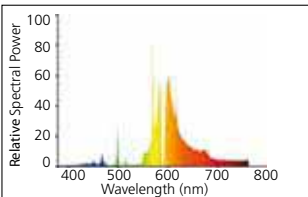


- Range of high pressure sodium lamps for direct retrofit of mercury lamps
- High xenon pressure delivers improved light output and reduced energy consumption over standard retrofit types
- Internal electronic ignitor provides reliable ignition of the xenon-filled arc tube
- Provides instant energy savings up to 18% over existing mercury installations
- Increased light output up to 50% more than comparable high pressure mercury lamp
- Excellent lumen maintenance throughout the long lamp life
- Upgrade for road/industrial installations to higher lighting levels with reduced energy consumption



SPX	69W	108W	190W	295W
L	176	176	228	292
D	76	76	91	122

Sodium SPX EcoArc



SPX ECOARC

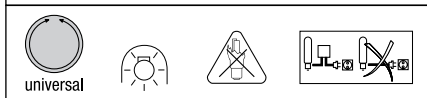
Code	Description	Watt	Volt	Current	Lamp Finish	Cap	Colour Temp	Luminous Flux	Packing Qty.
SPX EcoArc Elliptical									
0020800	SPX EcoArc 69/108W	69W	100V	0.82A	Coated	E27	1800K	4300 lm	40
0020800	SPX EcoArc 69/108W	108W	120V	1.20A	Coated	E27	1900K	8800 lm	40
0020801	SPX EcoArc 190W	205W	150V	1.70A	Coated	E40	1800K	19000 lm	12
0020802	SPX EcoArc 295W	330W	155V	2.60A	Coated	E40	1900K	34000 lm	12



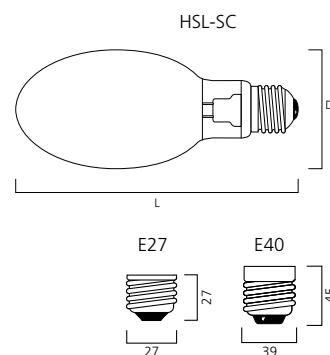
HSL-SC SUPER COMFORT



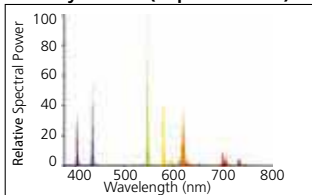
- Range of high pressure mercury lamps with improved colour rendering index (Ra60)
- Warm white colour temperature of 3400K
- Low cost white lighting solution operating on simple mercury choke circuit
- Excellent reliability throughout the long 29,000 hours average rated life
- High efficacy up to 60 lm/W
- Suitable for general interior lighting, and floodlighting of buildings and monuments



HSL-SC	50W	80W	125W	250W	400W
L	130	166	178	228	292
D	56	71	76	91	122




Mercury HSL-SC (Super Comfort)



HSL-SC SUPER COMFORT

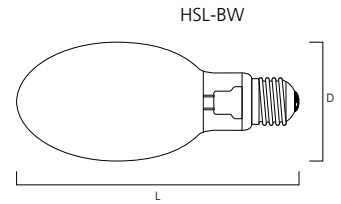
Code	Description	Watt	Volt	Current	Lamp Finish	Cap	Colour Temp	Luminous Flux	Packing Qty.
HSL-SC Super Comfort Elliptical									
0020895	HSL-SC 50W	50W	95V	0.61A	Coated	E27	3400K	2000 lm	24
0020890	HSL-SC 80W	80W	115V	0.80A	Coated	E27	3400K	4000 lm	40
0020891	HSL-SC 125W	125W	125V	1.15A	Coated	E27	3400K	6500 lm	40
0020892	HSL-SC 250W	250W	130V	2.13A	Coated	E40	3400K	14000 lm	12
0020893	HSL-SC 400W	400W	135V	3.25A	Coated	E40	3400K	24000 lm	12



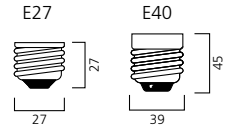
HSL-BW BRIGHT WHITE STANDARD



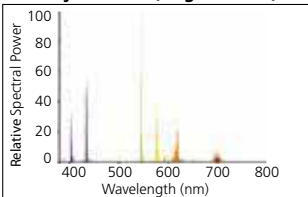
- Range of standard high pressure mercury lamps with Yttrium Vanadate phosphor
- Neutral white colour temperature of 4000K
- Low cost white lighting solution operating on simple mercury choke circuit
- Excellent reliability throughout the long 29,000 hours average rated life
- High efficacy up to 60 lm/W
- For replacement purposes only in roads, parks, industrial, rail and dock yard lighting



HSL-BW	50W	80W	125W	250W	400W	700W	1000W
L	130	166	178	228	292	357	411
D	56	71	76	91	122	152	167



Mercury HSL-BW (Bright White)



HSL-BW BRIGHT WHITE STANDARD

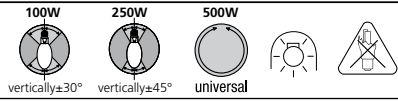
Code	Description	Watt	Volt	Current	Lamp Finish	Cap	Colour Temp	Luminous Flux	Packing Qty.
HSL-BW Bright White Standard Elliptical									
0020405	HSL-BW 50W	50W	95V	0.61A	Coated	E27	4000K	1800 lm	24
0020406	HSL-BW 80W	80W	115V	0.80A	Coated	E27	4000K	3800 lm	40
0020407	HSL-BW 125W	125W	125V	1.15A	Coated	E27	4000K	6300 lm	40
0020408	HSL-BW 250W	250W	130V	2.13A	Coated	E40	4000K	13000 lm	12
0020409	HSL-BW 400W	400W	135V	3.25A	Coated	E40	3800K	22000 lm	12
0020410	HSL-BW 700W	700W	140V	5.40A	Coated	E40	4000K	40000 lm	6
0020411	HSL-BW 1000W	1000W	145V	7.50A	Coated	E40	4000K	58000 lm	6



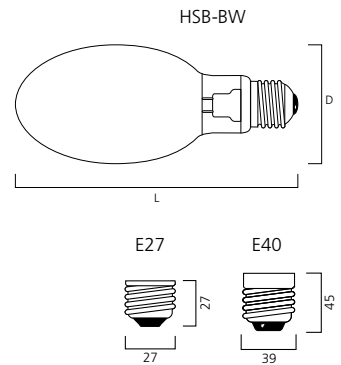
HSB-BW BRIGHT WHITE BLENDED



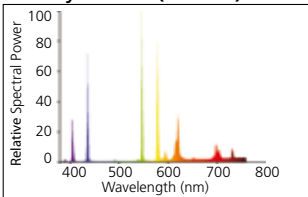
- Range of self-ballasted high pressure mercury lamps
- Direct plug-in replacement for incandescent, with mains voltage operation
- Extremely low system cost as no control gear is required
- Reliable starting down to -18°C
- Pleasant white light with good colour rendering index (Ra60)
- Improved lighting levels over incandescent in industrial and exterior environments



HSB-BW E27			
	160W	250W	500W
L	178	233	-
D	76	91	-
HSB-BW E40			
	160W	250W	500W
L	-	228	292
D	-	91	122



Mercury HSB-BW (Blended)



HSB-BW BRIGHT WHITE BLENDED

Code	Description	Watt	Volt	Current	Lamp Finish	Cap	Colour Temp	Luminous Flux	Packing Qty.
HSB-BW Bright White Blended Elliptical 230V									
0020414	HSB-BW 160W 230V	160W	230V	0.80A	Coated	E27	3500K	3100 lm	40
0020415	HSB-BW 250W 230V	250W	230V	1.20A	Coated	E40	3500K	5600 lm	12
0020449	HSB-BW 250W 230V	250W	230V	1.20A	Coated	E27	3500K	5600 lm	12
0020456	HSB-BW 500W 230V	500W	230V	2.40A	Coated	E40	3500K	14000 lm	12
HSB-BW Bright White Blended Elliptical 240V									
0020475	HSB-BW 160W 240V	160W	240V	0.75A	Coated	E27	3500K	3100 lm	40
0020477	HSB-BW 250W 240V	250W	240V	1.15A	Coated	E40	3500K	5600 lm	12
0020478	HSB-BW 500W 240V	500W	240V	2.20A	Coated	E40	3500K	14000 lm	12



SLP



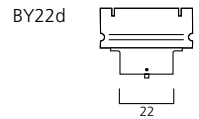
- Range of monochromatic low pressure sodium discharge lamps
- Highest efficacy available – up to 183 lm/W
- Monochromatic warm yellow light
- Radiates light in the most effective part of the visible spectrum
- Road lighting with maximum light levels with minimum energy costs
- Pedestrian crossing lighting for contrast with mercury or fluorescent sources

SLP 18/35/55W

base up $\pm 110^\circ$

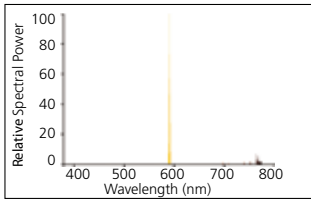
SLP 90/135/180W

horizontally $\pm 20^\circ$



SLP	18W	35W	55W	90W	135W	180W
L	216	311	425	528	775	1120
D	54	54	54	68	68	68

Sodium SLP Low Pressurs




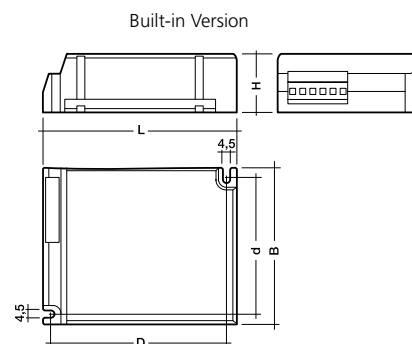
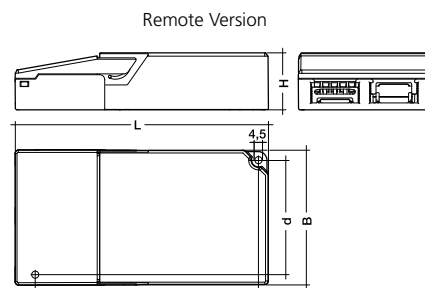
SLP

Code	Description	Watt	Volt	Current	Lamp Finish	Cap	Colour Temp	Luminous Flux	Packing Qty.
SLP Tubular									
0020528	SLP 18W	18W	57V	0.35A	Clear	BY22d	1800K	1800 lm	12
0020495	SLP 35W	35W	70V	0.60A	Clear	BY22d	1800K	4500 lm	12
0020496	SLP 55W	55W	109V	0.59A	Clear	BY22d	1800K	7400 lm	12
0020497	SLP 90W	90W	112V	0.94A	Clear	BY22d	1800K	13000 lm	12
0020498	SLP 135W	135W	164V	0.95A	Clear	BY22d	1800K	21500 lm	12
0020499	SLP 180W	180W	240V	0.91A	Clear	BY22d	1800K	33000 lm	6

BRITETRONIC™



- Remote & Built-In available
- Optimal Lamp operation
- Compliant with all EN regulations
- Over temperature Cut-off
- Low Power Consumption
- ENEC approved
- 220-240V, 50-60 HZ



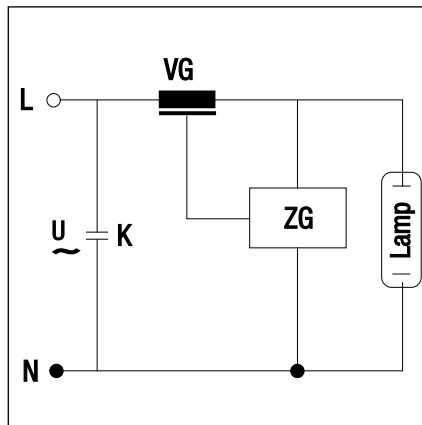
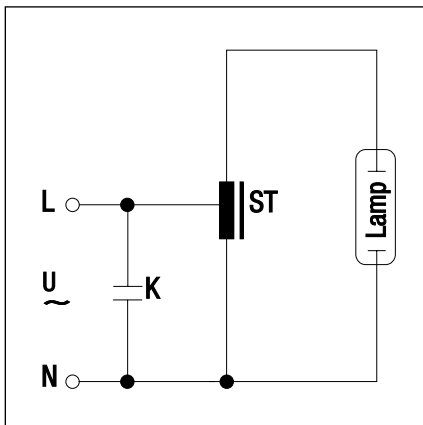
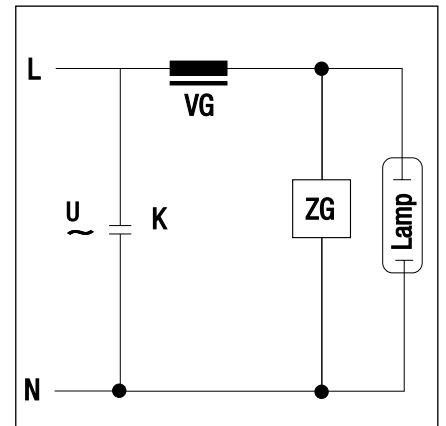
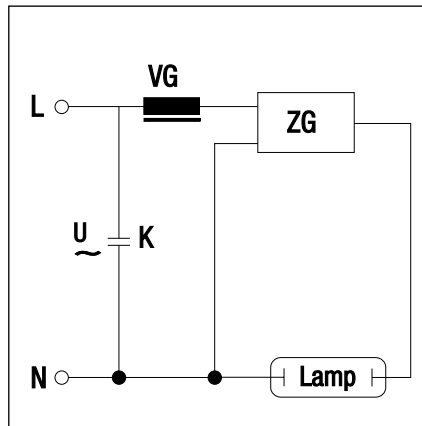
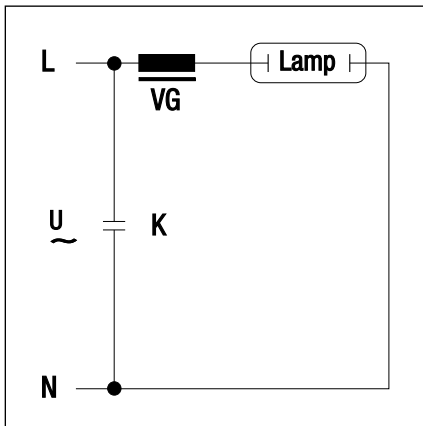
BRITETRONIC™

Code	Description	Lamp Type	Gear line Voltage	L	B	H	Gear type	System Power	Packing Qty.	
Brite Tronic™										
0010932	BriteTronic™ PCI 0035 B011	BriteSpot, CMI, HSI 35W	220-240V	90	60	28	built-in	44.0W	15	
0010933	BriteTronic™ PCI 0035 B021	BriteSpot, CMI, HSI 35W	220-240V	150	80	34	remote	44.0W	15	
0010934	BriteTronic™ PCI 0070 B011	BriteSpot, CMI, HSI 70W	220-240V	100	75	28	built-in	79.0W	15	
0010935	BriteTronic™ PCI 0070 B021	BriteSpot, CMI, HSI 70W	220-240V	150	80	34	remote	79.0W	15	
0010940	BriteTronic™ XTREME 0045 CMO-TW	UrbanWhite 45W	220-240V	135	65	65	built-in	52.0W	12	
0010941	BriteTronic™ XTREME 0060 CMO-TW	UrbanWhite 60W	220-240V	135	65	65	built-in	68.0W	12	
0010942	BriteTronic™ XTREME 0090 CMO-TW	UrbanWhite 90W	220-240V	150	65	65	built-in	99.0W	12	
0010943	BriteTronic™ XTREME 0140 CMO-TW	UrbanWhite 140W	220-240V	130	65	65	built-in	152.0W	12	
0010912	BriteTronic™ 20W C011	BriteSpot, CMI, HSI	220-240V	90	59	29	built-in	23.0W	15	
0010913	BriteTronic™ 35/70W C011 (35W)	BriteSpot, CMI, HSI	220-240V	100	75	29	built-in	43.5W	15	
0010913	BriteTronic™ 35/70W C011 (70W)	BriteSpot, CMI, HSI	220-240V	100	75	29	built-in	79.0W	15	
0010914	BriteTronic™ 35W C021	BriteSpot, CMI, HSI	220-240V	160	82	34	remote	43.5W	15	
0010911	BriteTronic™ 70W C021	BriteSpot, CMI, HSI	220-240V	160	82	34	remote	79.0W	15	





CIRCUIT DIAGRAMS



- L = Live conductor
- N = Neutral conductor
- U = power supply voltage
- VG= ballast
- K = capacitor
- ZG= ignitor
- ST = leakage reactance transformer

ELECTRICAL AND PHOTOMETRIC DATA

Item Description	Power Consumption inc. ballast	Parallel Capacitor (microF)	CRI Class	Circuit No
Superia CMI-T 35W/WDL	48W	6	1A	2
Superia CMI-T 70W/WDL	88W	12	1A	2
Superia CMI-T 70W/NDL	88W	12	1A	2
Superia CMI-T 150W/WDL	167W	20	1A	2
Superia CMI-T 150W/NDL	167W	20	1A	2
Superia CMI-TD 70W/WDL	86W	12	1A	2
Superia CMI-TD 70W/NDL	86W	12	1A	2
Superia CMI-TD 150W/WDL	167W	20	1A	2
Superia CMI-TD 150W/NDL	167W	20	1A	2
Superia CMI-TC 35W/WDL	48W	6	1A	2
Superia CMI-TC 70W/NDL	88W	12	1A	2
BriteSpot ES50 35W 24°	42W	N/A	1A	Electronic
BriteSpot ES50 35W 38°	42W	N/A	1A	Electronic
BriteSpot ES50 35W 60°	42W	N/A	1A	Electronic
BriteSpot ESD50 35W 24°	42W	N/A	1A	Electronic
BriteSpot ESD50 35W 38°	42W	N/A	1A	Electronic
BriteSpot ESD50 35W 60°	42W	N/A	1A	Electronic
BriteSpot ESD50 35W/Blue	42W	N/A	N/A	Electronic
BriteSpot ESD50 35W/Green	42W	N/A	N/A	Electronic
BriteSpot ESD50 35W/Red	42W	N/A	N/A	Electronic
BriteSpot ESD50 35W/Yellow	42W	N/A	N/A	Electronic
BriteSpot ES111 35W 8°	42W	N/A	1A	Electronic
BriteSpot ES111 35W 24°	42W	N/A	1A	Electronic
BriteSpot ES111 35W 45°	42W	N/A	1A	Electronic
BriteSpot ESD111 70W 24°	82W	N/A	1A	Electronic
BriteSpot ESD111 70W 45°	82W	N/A	1A	Electronic
BriteSpot DE 70W/WDL	90W	12	1B	2
BriteSpot DE 70W/NDL	90W	12	1B	2
BriteSpot DE 150W/WDL	170W	20	1B	2
BriteSpot DE 150W/NDL	170W	20	1B	2
HSI-MP 70W/CL/WDL	90W	10	2B	2
HSI-MP 70W/CO/WDL	90W	10	2A	2
HSI-MP 70W/CL/NDL	90W	10	2A	2
HSI-MP 70W/CO/NDL	90W	10	2A	2
HSI-MP 100W/CL/WDL	115W	12	2B	2
HSI-MP 100W/CO/WDL	115W	12	2A	2
HSI-MP 100W/CL/NDL	115W	12	2A	2
HSI-MP 100W/CO/NDL	115W	12	2A	2
HSI-MP 150W/CL/WDL	170W	20	2B	2
HSI-MP 150W/CO/WDL	170W	20	2A	2
HSI-MP 150W/CL/NDL	170W	20	2A	2
HSI-MP 150W/CO/NDL	170W	20	2A	2

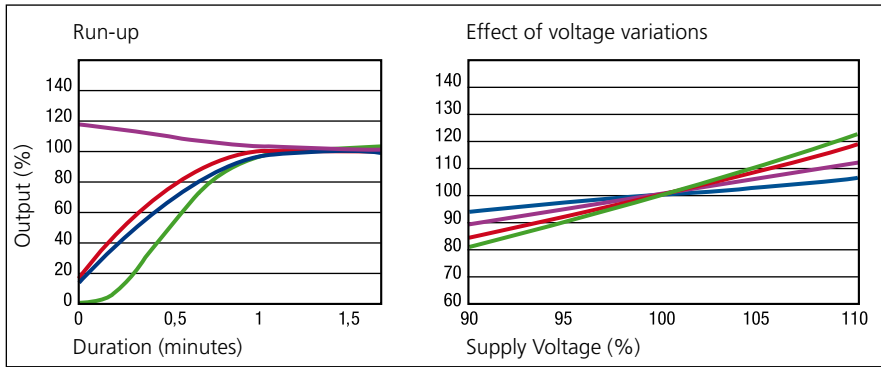
Item Description	Power Consumption inc. ballast	Parallel Capacitor (microF)	CRI Class	Circuit No
HSI-TD 70W/WDL	90W	12	1B	2
HSI-TD 70W/NDL	90W	12	1B	2
HSI-TD 70W/D	90W	12	1B	2
HSI-TD 150W/WDL	170W	20	1B	2
HSI-TD 150W/NDL	170W	20	1B	2
HSI-TD 150W/D	170W	20	1B	2
HSI-TD 250W/WDL	275W	32	1B	2
HSI-TD 250W/NDL	275W	32	1B	2
HSI-TD 250W/D	275W	32	1A	2
HSI-TD 150W AquaArc	170W	20	1B	2
HSI-TD250W AquaArc	275W	32	1B	2
HSI-TD 150W CoralArc	170W	20	1B	2
HSI-TD 250W CoralArc	275W	32	1B	2
HSI-T 70W/WDL	90W	12	1B	2
HSI-T 70W/NDL	90W	12	1B	2
HSI-T 150W/WDL	167W	20	1B	2
HSI-T 150W/NDL	167W	20	1B	2
HSI-SX 250W/CL BriteLux	290W	40	2B	2/3
HSI-SX 250W/CL/P BriteLux	290W	40	2B	2/3
HSI-SX 250W/CO BriteLux	290W	40	2A	2/3
HSI-SX 250W/CO/P BriteLux	290W	40	2A	2/3
HSI-SX 400W/CL/P BriteLux	465W	45	2B	2/3
HSI-SX 400W/CO/P BriteLux	465W	45	2A	2/3
HSI-TSX 250W BriteLux	290W	40	2B	2/3
HSI-TSX 400W BriteLux	465W	45	2B	2/3
HSI-HX 250W/CL	265W	18	2B	5
HSI-HX 250W/CO	265W	18	2A	5
HSI-HX 400W/CL	420W	28	2B	5
HSI-HX 400W/CO	420W	28	2A	5
HSI-HX 400W/CO/I	420W	28	2A	5
HSI-THX 250W	265W	18	2B	5
HSI-THX 400W	420W	28	2B	5
HSI-T 250W/D	275W	32	1A	2
HSI-T 400W/D	440W	45	1A	2
HSI-T 1000W	985W	65	2B	5
HSI-T 2000W-S/380V	2022W	35	2B	5
HSI-T 2000W-S/I/380V	2022W	35	2B	1
HSI-TD 1000W/D	1065W	85	1A	2
HSI-TD 2000W/D	2030W	60	1A	2

ELECTRICAL AND PHOTOMETRIC DATA

Item Description	Power Consumption inc. ballast	Parallel Capacitor (microF)	CRI Class	Circuit No	Item Description	Power Consumption inc. ballast	Parallel Capacitor (microF)	CRI Class	Circuit No
SHP-S 35W	42W	6	4	2/3	SHP-T 50W	60W	8	4	2/3
SHP-S 50W	60W	8	4	2/3	SHP-T 70W	82W	10	4	2/3
SHP-S 70W	82W	10	4	2/3	SHP-T 150W	170W	20	4	2/3
SHP-S 100W	115W	12	4	2/3	SHP-T 250W	280W	40	4	2/3
SHP-S 150W	170W	20	4	2/3	SHP-T 400W	432W	45	4	2/3
SHP-S 250W	285W	40	4	2/3	SHP-T 1000W	1020W	100	4	2/3
SHP-S 400W	450W	45	4	2/3	SHP-TD 70W	82W	10	4	2/3
SHP-TS 35W	42W	6	4	2/3	SHP-TD 150W	82W	10	4	2/3
SHP-TS 50W	60W	8	4	2/3	SHP 50W/CO-I	60W	8	4	1
SHP-TS 70W	82W	10	4	2/3	SHP 70W/CO-I	82W	10	4	1
SHP-TS 100W	115W	12	4	2/3	SHP 70W/CL-I	82W	10	4	1
SHP-TS 150W	170W	20	4	2/3	SHX 110W	130W	10	4	1
SHP-TS 250W	285W	40	4	2/3	SHX 210W	243W	18	4	1
SHP-TS 400W	440W	45	4	2/3	SHX 350W	416W	25	4	1
SHP-TS 600W	645W	60	4	2	SPX EcoArc 69W	82W	8	4	1
SHP-TS 400W GroLux	467W	45	4	2	SPX EcoArc 108W	124W	10	4	1
SHP-TS 600W GroLux	661W	60	4	2	SPX EcoArc 190W	226W	18	4	1
SHP-TS 600W/400W Gr	645W	25	4	2	SPX EcoArc 295W	363W	25	4	1
SHP-TS 70W Mercury Free	82W	10	4	2/3	HSL-SC 50W	59W	7	3	1
SHP-TS 100W Mercury Free	115W	12	4	2/3	HSL-SC 80W	90W	8	3	1
SHP-TS 150W Mercury Free	173W	20	4	2/3	HSL-SC 125W	140W	10	3	1
SHP-TS 250W Mercury Free	288W	40	4	2/3	HSL-SC 250W	281W	18	3	1
SHP-TS 400W Mercury Free	448W	45	4	2/3	HSL-SC 400W	451W	25	3	1
SHP-S 35W TwinArc	42W	6	4	2/3	HSL-BW 50W	59W	7	3	1
SHP-S 50W TwinArc	60W	8	4	2/3	HSL-BW 80W	90W	8	3	1
SHP-S 70W TwinArc	82W	10	4	2/3	HSL-BW 125W	140W	10	3	1
SHP-S 100W TwinArc	115W	12	4	2/3	HSL-BW 250W	281W	18	3	1
SHP-S 150W TwinArc	170W	20	4	2/3	HSL-BW 400W	451W	25	3	1
SHP-S 250W TwinArc	285W	40	4	2/3	HSL-BW 700W	735W	40	3	1
SHP-S 400W TwinArc	450W	45	4	2/3	HSL-BW 1000W	1045W	60	3	1
SHP-TS 50W TwinArc	60W	8	4	2/3	HSB-BW 160W 230V	160W	-	2B	-
SHP-TS 70W TwinArc	82W	10	4	2/3	HSB-BW 250W 230V	250W	-	2B	-
SHP-TS 100W TwinArc	115W	12	4	2/3	HSB-BW 250W 230V	250W	-	2B	-
SHP-TS 150W TwinArc	170W	20	4	2/3	HSB-BW 500W 230V	500W	-	2B	-
SHP-TS 250W TwinArc	285W	40	4	2/3	HSB-BW 160W 240V	160W	-	2B	-
SHP-TS 400W TwinArc	440W	45	4	2/3	HSB-BW 160W 240V	160W	-	2B	-
SHP-T 1000W SBY	1020W	100	4	2/3	HSB-BW 250W 240V	250W	-	2B	-
SHP 50W	60W	8	4	2/3	HSB-BW 500W 240V	500W	-	2B	-
SHP 70W	82W	10	4	2/3	SLP 18W	25W	5	-	3/4
SHP 100W	115W	12	4	2/3	SLP 35W	46W	20	-	3/4
SHP 150W	170W	20	4	2/3	SLP 55W	77W	20	-	3/4
SHP 250W	280W	40	4	2/3	SLP 90W	101W	26	-	3/4
SHP 400W	440W	45	4	2/3	SLP 135W	155W	45	-	3/4
					SLP 180W	211W	40	-	3/4

LAMP PERFORMANCE DURING RUN-UP & THE EFFECT OF MAINS VOLTAGE VARIATIONS

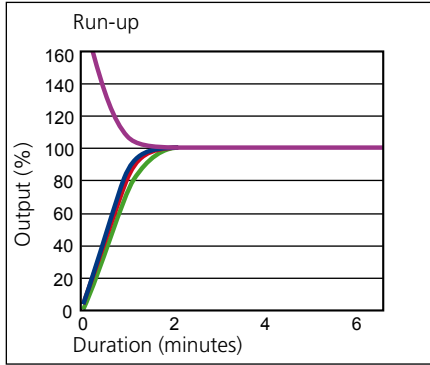
Ceramic Metal Halide



Re-start time when hot
 TD versions: immediate with appropriate start up system
 T, TC versions: up to 6 minutes

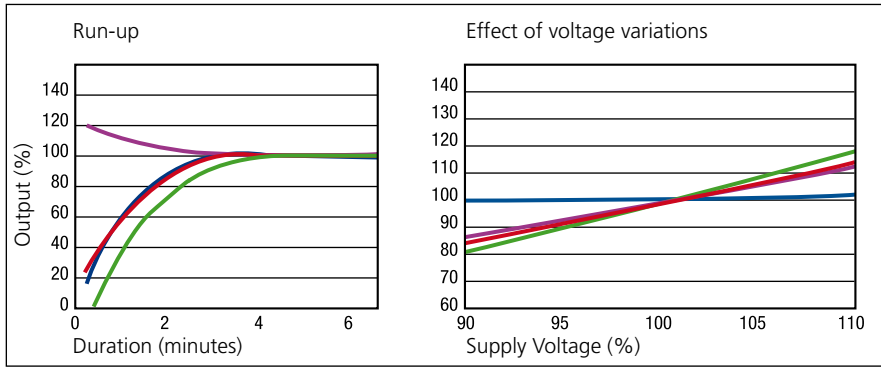
- Lamp Voltage
- Lamp Current
- Lamp Power
- Luminous Flux

Britespot



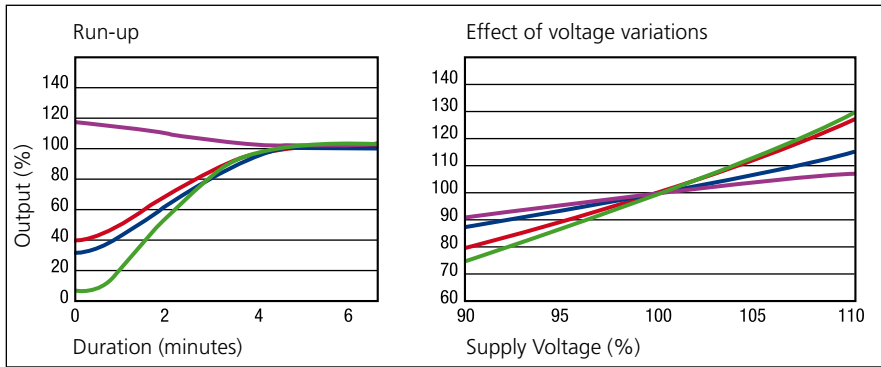
Re-start time when hot
 3 to 4 minutes

Quartz Metal Halide



Re-start time when hot
 TD versions: immediate with appropriate start up system
 Other versions: up to 10 minutes

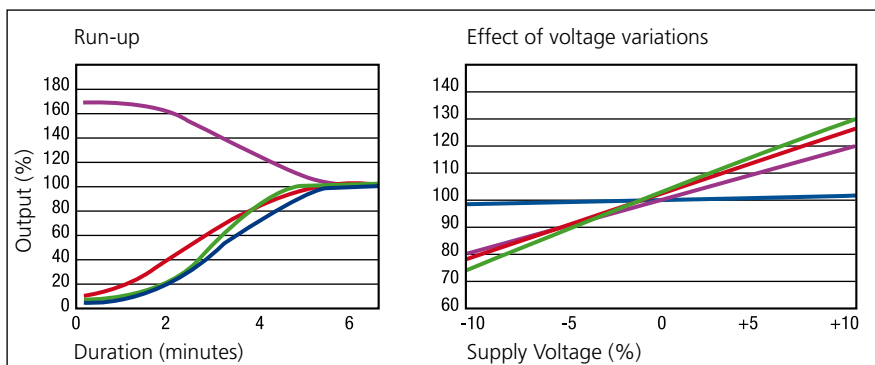
High Pressure Sodium



Re-start time when hot
 Twinarc, SBY: immediate re-start
 Standard, Super & MF: up to 1 minute

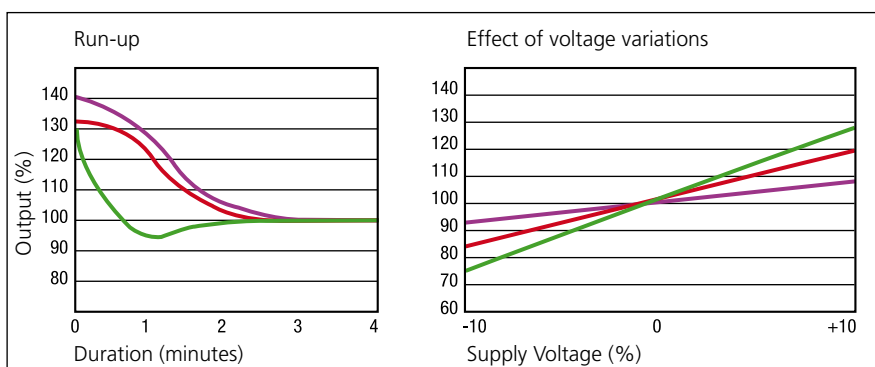
LAMP PERFORMANCE DURING RUN-UP & THE EFFECT OF MAINS VOLTAGE VARIATIONS

High Pressure Mercury



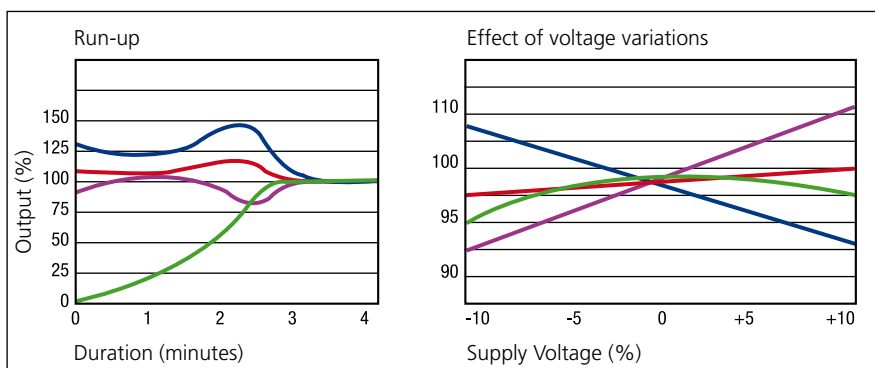
Re-start time when hot
5 to 10 minutes

Blended High Pressure Mercury



Re-start time when hot
5 to 10 minutes

Low Pressure Sodium

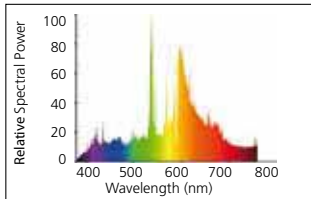


Re-start time when hot
up to 6 minutes depending on
interruption time.

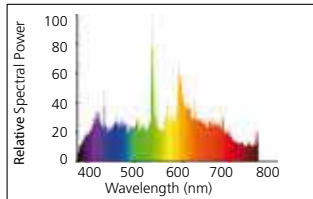
- Lamp Voltage
- Lamp Current
- Lamp Power
- Luminous Flux

SPECTRAL POWER DISTRIBUTION

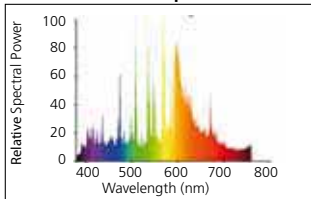
Ceramic Metal Halide CMI WDL



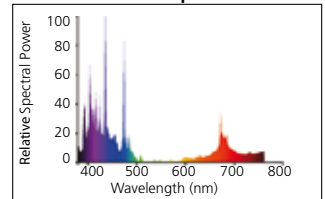
Ceramic Metal Halide CMI NDL



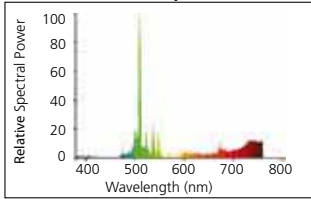
Metal Halide BriteSpot /WDL



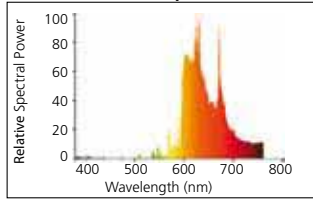
Metal Halide BriteSpot Blue



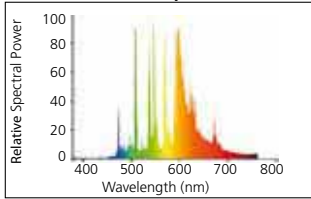
Metal Halide BriteSpot Green



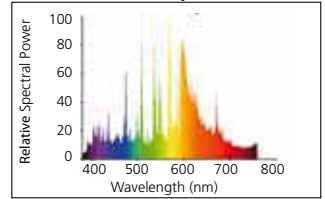
Metal Halide BriteSpot Red



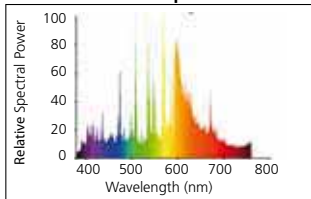
Metal Halide BriteSpot Yellow



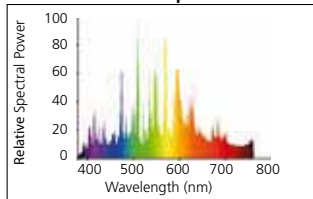
Metal Halide BriteSpot / WDL



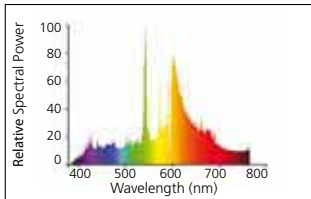
Metal Halide BriteSpot / WDL



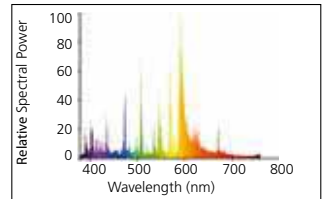
Metal Halide BriteSpot / NDL



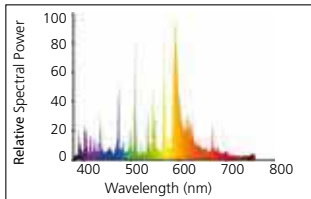
Ceramic Metal Halide-Urban White



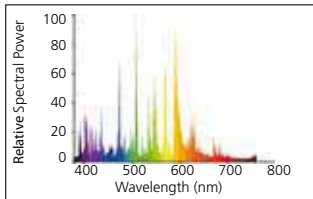
Metal Halide HSI-MP/WDL/CL



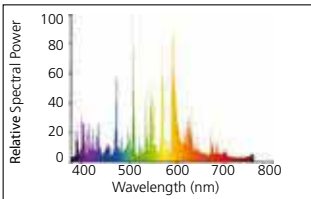
Metal Halide HSI-MP/WDL/CO



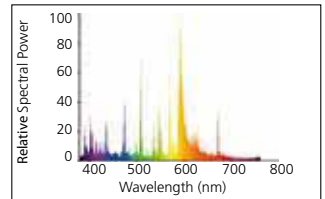
Metal Halide HSI-MP/NDL/CL



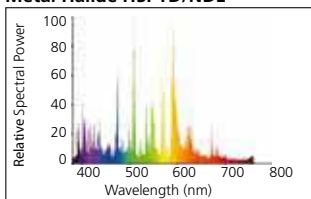
Metal Halide HSI-MP/NDL/CO



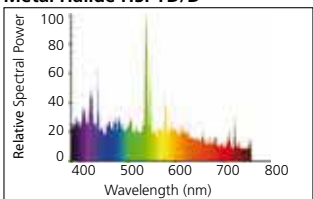
Metal Halide HSI-TD/WDL



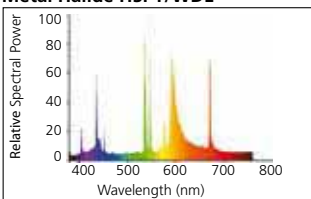
Metal Halide HSI-TD/NDL



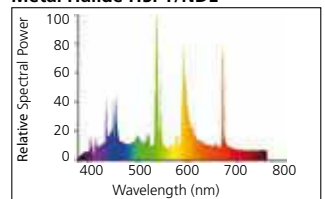
Metal Halide HSI-TD/D



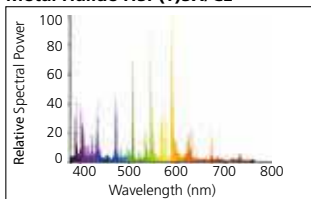
Metal Halide HSI-T/WDL



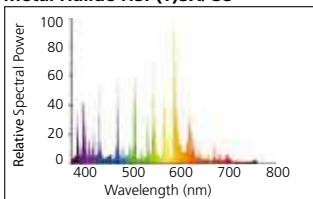
Metal Halide HSI-T/NDL



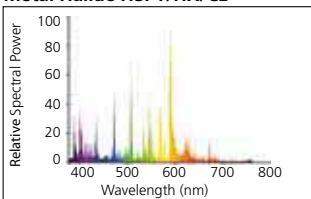
Metal Halide HSI-(T)SX/CL



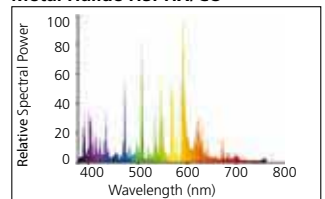
Metal Halide HSI-(T)SX/CO



Metal Halide HSI-T/HX/CL

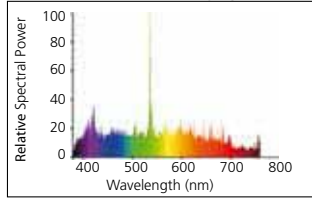


Metal Halide HSI-HX/CO

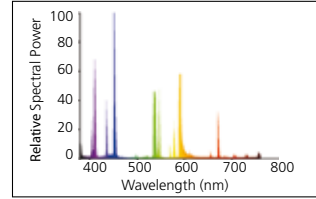


SPECTRAL POWER DISTRIBUTION

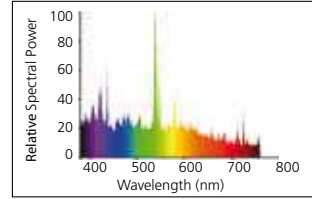
Metal Halide HSI-T/ Daylight



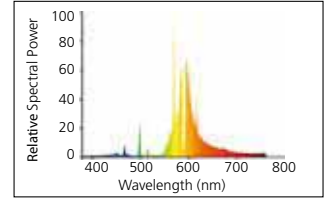
Metal Halide HSI-T 2000W/NDL



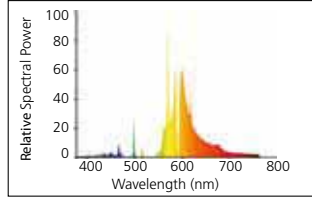
Metal Halide HSI-TD 2000W/D



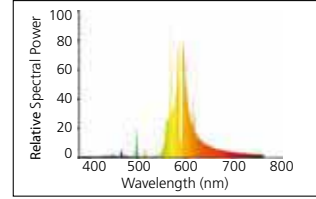
Sodium SHP-(-)TS Super



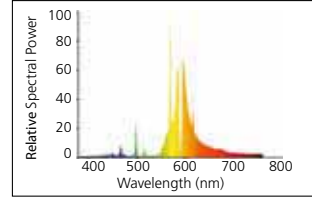
Sodium SHP-TS GroLux



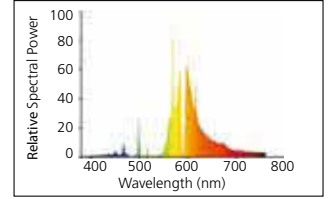
Sodium SHP-TS Mercury Free



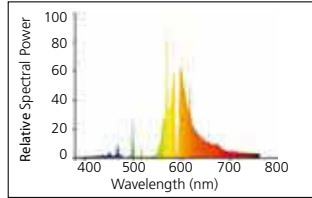
Sodium SHP-(T)S TwinArc



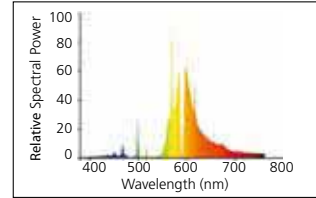
SHP-(T)(TD) Standard



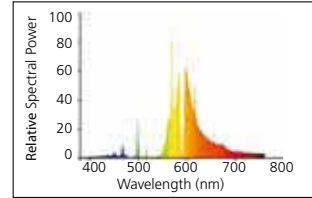
SHP-(T)(TD) Standard



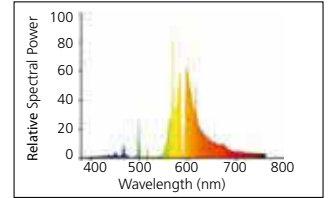
SHP-(T)(TD) Standard



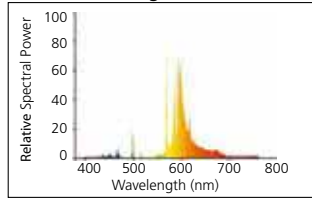
SHP-(T)(TD) Standard



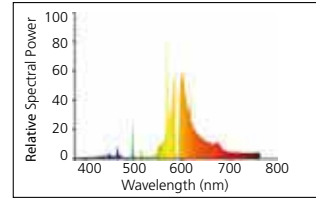
SHP-(T)(TD) Standard



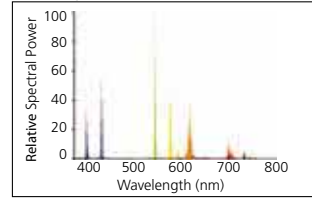
Sodium SHX Plug-In



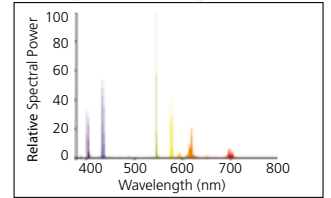
Sodium SPX EcoArc



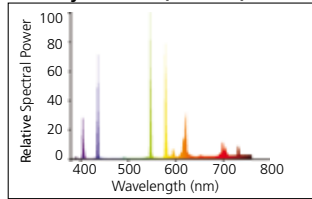
Mercury HSL-SC (Super Comfort)



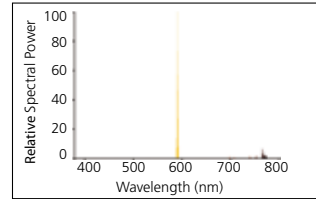
Mercury HSL-BW (Bright White)



Mercury HSB-BW (Blended)



Sodium SLP Low Pressurs



INDEX

INCANDESCENT

GLS LAMPS

GLS Clear A60/A55	12
GLS Colour	13
GLS Extra Low Voltage	14
GLS Rough Service	15

CANDLE LAMPS

Candle Clear	16
Candle Twisted Clear	17
Candle Colour	18
Candle Windshape	18

BALL LAMPS

Ball Clear	20
Ball Colour	21

REFLECTOR LAMPS

Reflector Standard	22
Reflector Colour	23
Crown Silvered & Gold	24

PAR LAMPS

Par 38 Cool Beam	25
------------------	----

TUBULAR LAMPS

Tubular Clear	26
---------------	----

PYGMY LAMPS

Pygmy Clear/Oven/Refrigerator	27
-------------------------------	----

STRIPLIGHTS/LINEAR LAMPS

Striplights/Linear	28
--------------------	----

TUNGSTEN HALOGEN

LOW VOLTAGE HALOGEN LAMP

Low Pressure Capsule ECO	34
Low Pressure Capsule	35
MR16 COOL BEAM ECO	36
Dichroic 35/50	37
Superia 35/50	38
Coolfit 50	39
SA111	40

MAIN VOLTAGE HALOGEN LAMPS

Classic ECO A55	41
Classic ECO Ball	42
Classic ECO Candle	43
Classic ECO Candle Twisted	44
Classic ECO Candle Bent Tip	45
Classic ECO R50/R63/R80	46

OTHER LAMPS

Hi-Pin G9 ECO	47
Hi-Pin G9	48
Hi-SPOT® ES50 Superia ECO	49
Hi-SPOT® ES50 ECO	50
Hi-SPOT® Superia ES50/ESD50	51
Hi-SPOT® Home ES50	52
Hi-SPOT® ES63 ECO	53
Hi-SPOT® ES63/ESD63	54
Hi-SPOT® ES111/ESD111 AG ECO	55
Hi-SPOT® ES111/ESD111 AG	56
Hi-SPOT® 50	57
Hi-SPOT® 63 ECO	58
Hi-SPOT® 63	59
Hi-SPOT® 80 ECO	60
Hi-SPOT® 80	61

Hi-SPOT® 95 ECO	62
Hi-SPOT® 95	63
Hi-SPOT® 120 ECO	64
Hi-SPOT® 120	65
Linear Double Ended	
78mm/118mm ECO	66
Linear Double Ended	
189mm/254mm/331mm	67

LED

TOLEDO LAMPS

ToLEDo Candle / Candle Bent Tip	72
ToLEDo Ball G45	73
ToLEDo GLS A60	74

LED GU10

GU10 LED Coloured ES50	75
------------------------	----

HI-SPOT® REFLED

HI-SPOT® RefLED ES50	76
HI-SPOT® RefLED PAR 16	77
HI-SPOT® RefLED PAR 20	78
HI-SPOT® RefLED PAR 30	79

MICRO-LYNX LAMPS

Micro-Lynx LED	80
----------------	----

A55

A55 Variable Color (HV)	81
-------------------------	----

COMPACT FLUORESCENT

MICRO-LYNX® LAMPS

Micro-Lynx Luna	86
Micro-Lynx F Third Generation	87

MINI-LYNX® LAMPS

Mini-Lynx Standard	88
Mini-Lynx Fast Start 10K hrs	89
Mini-Lynx Compact Fast-Start Stick	90
Mini-Lynx Compact Fast-Start Spiral	91
Mini-Lynx® Compact GLS	92
Mini-Lynx® Compact Candle	93
Mini-Lynx Ball	94
Mini-Lynx Globe	95
Mini-Lynx® Dimmable	96
Mini-Lynx Reflector GU10	97
Mini-Lynx R50-R80 Reflector	98

LYNX LAMPS

Lynx - T	99
Lynx - TE Amalgam	100
Lynx - TE FSD	101
Lynx - D	102
Lynx - DE	103
Lynx - S	104
Lynx - SE	105
Lynx - L	106
Lynx - LE	107
Lynx - F	108
Lynx - Q	109
Lynx-QE	110

TECHNICAL DATA

Spectral Power Distribution	111
Circuit Diagrams	112

INDEX

FLUORESCENT TUBES

T5 LAMPS

T5 FHE Luxline® Plus	118
T5 FHO Luxline® Plus	119
T5 Standard / Luxline® Plus	120
T5 Emergency	121

T8 LAMPS

T8 Luxline® Plus	122
T8 Special Length Standard	123
T8 Luxline® Plus Special Length	124
T8 Luxline® Plus Reflector	125
T8 Luxline® Plus Shatter-Resistant	126
T8 Coloured	127

T12 LAMPS

T12 Standard	128
T12 Standard/Luxline® Plus	129
T12 IRS	130
T12 Luxline® Slim	131

T8 ECO LAMPS

T8 ECO Luxline Eco	132
--------------------	-----

T8 SUPERCOLOUR LAMPS

T8 Luxline supercolour	133
------------------------	-----

CIRCULAR LAMPS

T9 Circline Plus	134
FS Standard Starters	135
Cop safety Starters	136

TECHNICAL DATA

Circuit Diagrams	137
Operational Characteristics	138
Spectral Power Distribution	139

HID

LOW WATTAGE METAL LAMP

Superia CMI-T/CMI-TD/CMI-TC	144
BriteSpot ES50™/ESD50™	145
BriteSpot ESD50™ Coloured	146
BriteSpot ES111™ / ESD111™	147
BriteSpot DE™	148
UrbanWhite	149
HSI-MP MetalArc	150
HSI-TD MetalArc	151
HSI-T MetalArc	152

MEDIUM WATTAGE METAL HALIDE

HSI-SX / HSI-TSX BriteLux	153
HSI-HX / HSI-THX	154
HSI-T Daylight	155

HIGH WATTAGE METAL HALIDE

HSI-T	156
HSI-TD	157

HIGH PRESSURE SODIUM

SHP-S / SHP-TS Super	158
SHP-TS GroLux	159
SHP-TS Mercury Free	160
SHP-S / SHP-TS TwinArc	161
SHP / SHP-T Standard	162
SHP-TD Standard	163
SHP Self-Starting	164
SHX Plug-In	165

SPX EcoArc	166
------------	-----

HIGH PRESSURE MERCURY

HSL-SC Super Comfort	167
HSL-BW Bright White Standard	168
HSB-BW Bright White Blended	169

LOW PRESSURE SODIUM

SLP	170
-----	-----

ELECTRONIC CONTROL GEAR

BriteTronic	171
-------------	-----

ELECTRONIC CONTROL GEAR

Circuit Diagrams	173
Electrical and Photometric Data	174
Lamp Performance During Run-Up & the Effect of Mains Voltage Variations	176
Spectral Power Distribution	178

SPECIAL PRODUCTS

PHOTO OPTIC

Hi-Spot ES50 GU10 Coloured	184
PAR 38 Coloured	185
PAR 36 Low Voltage	186
PAR 56 Low Voltage	187
PAR 56 Mains Voltage	188
PAR 56 12V Swimming Pool	189
PAR 56 12V LED Swimming Pool	190
PAR 64 Mains Voltage	191
Blacklight Blue Lamps	192
T8 Coloured	193

AQUARIUM & TERRARIUM

GroLux T5	194
GroLux T8 MiniLynx	195
Aquastar T5	196
Aquastar T8	197
Daylightstar T8	198
Coralstar T5	199
Coralstar T8	200
Marinestar T5 15000K	201
Reptistar T8	202
Reptistar MiniLynx	203
Reptistar Mixed	204
AquaArc	205
CoralArc	206
Infrared Reflector	207
Activa-Seasonal Affective disorder	208

DISINFECTION & INSECT TRAPPING

Blacklight BL350 Linear & Circline	209
Blacklight BL350 Compact	210
Blacklight BL368	
Linear & Circline	211
Blacklight BL368 Compact	212
Blacklight BL350 & BL368	
FEP Toughcoat™	213
Germicidal Linear	214
Germicidal Compact	215

FOOD DISPLAY

Gourmet 175	216
Food Star 176	217

ARTICLE CODE INDEX

0000001	T5 Standard Daylight (54-765)	120	0000699	BLACKLIGHT BLUE LAMPS	192	0001560	T12 Standard Daylight (54-765)	129
0000002	T5 Standard White (35-535)	120	0000707	GROLUX T8/M-Lynx Retail Pack Qty. per 10	195	0001561	T12 Standard Daylight (54-765)	129
0000003	T5 Standard Cool White (33-640)	120	0000708	GROLUX T8/Mini-Lynx Retail Pack Qty. per 10	195	0001562	T12 Standard White (35-535)	128
0000004	T5 Standard Warm White (29-530)	120	0000709	GROLUX T8/Mini-Lynx Retail Pack Qty. per 10	195	0001563	T12 Standard White (35-535)	128
0000007	BLACKLIGHT BL350 LINEAR & CIRCLINE	209	0000710	GROLUX T8/Mini-Lynx Retail Pack Qty. per 10	195	0001580	T8 Luxline Supercolor Cool White De Luxe (940)	133
0000008	BLACKLIGHT BLUE LAMPS	192	0000711	GROLUX T8/Mini-Lynx Retail Pack Qty. per 10	195	0001581	T8 Luxline Supercolor Cool White De Luxe (940)	133
0000011	T5 Standard Daylight (54-765)	120	0000712	GROLUX T8/Mini-Lynx Retail Pack Qty. per 10	195	0001582	T8 Luxline Supercolor Cool White De Luxe (940)	133
0000012	T5 Standard White (35-535)	120	0000713	GROLUX T8/Mini-Lynx Retail Pack Qty. per 10	195	0001605	T8 Luxline Eco Warm White De Luxe (830)	132
0000013	T5 Standard Cool White (33-640)	120	0000714	GROLUX T8/Mini-Lynx Retail Pack Qty. per 10	195	0001607	T8 Luxline Eco Cool White De Luxe (840)	132
0000014	T5 Standard Warm White (29-530)	120	0000715	DAYLIGHTSTAR T8 Retail Pack Quantity per 10	198	0001608	T8 Luxline Eco Cool White De Luxe (865)	132
0000017	BLACKLIGHT BL350 LINEAR & CIRCLINE	209	0000716	DAYLIGHTSTAR T8 Retail Pack Quantity per 10	198	0001609	T8 Luxline Eco Warm White De Luxe (830)	132
0000018	BLACKLIGHT BLUE LAMPS	192	0000717	DAYLIGHTSTAR T8 Retail Pack Quantity per 10	198	0001610	T8 Luxline Eco Cool White De Luxe (840)	132
0000019	T5 Standard Daylight (54-765)	120	0000718	DAYLIGHTSTAR T8 Retail Pack Quantity per 10	198	0001612	T8 Luxline Eco Cool White De Luxe (865)	132
0000020	T5 Standard White (35-535)	120	0000719	CORALSTAR T8 Retail Pack Quantity per 10	200	0001635	BLACKLIGHT BL350 LINEAR & CIRCLINE	209
0000021	T5 Standard Cool White (33-640)	120	0000725	CORALSTAR T8 Retail Pack Quantity per 10	200	0001638	BLACKLIGHT BL368 LINEAR & CIRCLINE	211
0000023	BLACKLIGHT BL350 LINEAR & CIRCLINE	209	0000726	CORALSTAR T8 Retail Pack Quantity per 10	200	0001679	GROLUX T8/Mini-Lynx Industrial Pack Qty. per 25	195
0000024	BLACKLIGHT BLUE LAMPS	192	0000727	AQUASTAR T8 Retail Pack Quantity per 10	197	0001680	T8 Luxline Plus Spl. Length Homelight De Luxe (827)	124
0000026	GROLUX T5 Industrial Pack Quantity per 25	194	0000728	GROLUX T5 Retail Pack Quantity per 10	194	0001810	GOURMET 175	216
0000029	T5 Standard Daylight (54-765)	120	0000729	GROLUX T5 Retail Pack Quantity per 10	194	0001811	GOURMET 175	216
0000030	T5 Standard White (35-535)	120	0000730	GROLUX T5 Retail Pack Quantity per 10	194	0001812	GOURMET 175	216
0000031	T5 Standard Cool White (33-640)	120	0000731	REPTISTAR T8	202	0001816	FOODSTAR 176	217
0000032	T5 Standard Warm White (29-530)	120	0000732	REPTISTAR T8	202	0001817	FOODSTAR 176	217
0000037	T8 Special Length Daylight (54-765)	123	0000733	REPTISTAR T8	202	0001818	FOODSTAR 176	217
0000039	T8 Special Length Cool White (33-640)	123	0000734	REPTISTAR T8	202	0001819	FOODSTAR 176	217
0000040	T8 Special Length Warm White (29-530)	123	0000870	T8 Luxline Plus Spl. Length Warm White De Luxe (830)	124	0001820	FOODSTAR 176	217
0000043	GROLUX T8/M-Lynx Industrial Pack Qty. per 25	195	0000871	T8 Luxline Plus Spl. Length Cool White De Luxe (840)	124	0001821	FOODSTAR 176	217
0000045	BLACKLIGHT BL350 LINEAR & CIRCLINE	209	0000874	T8 Luxline Plus Spl. Length Cool White De Luxe (840)	124	0001850	T8 Luxline Plus Spl. Length Homelight De Luxe (827)	124
0000069	GROLUX T8/M-Lynx Industrial Pack Qty. per 25	195	0000875	T8 Luxline Plus Spl. Length Daylight Deluxe (865)	124	0001853	T8 Luxline Plus Spl. Length Warm White De Luxe (830)	124
0000076	BLACKLIGHT BL350 LINEAR & CIRCLINE	209	0000876	T8 Luxline Plus Spl. Length Warm White De Luxe (830)	124	0001900	T5 Emergency Cool White (33-640)	121
0000077	BLACKLIGHT BLUE LAMPS	192	0000877	T8 Luxline Plus Spl. Length Cool White De Luxe (840)	124	0001901	T5 Emergency Warm White (29-530)	121
0000082	BLACKLIGHT BL368 LINEAR & CIRCLINE	211	0000878	T8 Luxline Plus Spl. Length Cool White De Luxe (840)	124	0001902	T5 Emergency Daylight (54-765)	121
0000121	Blacklight BL350 - FEP Toughcoat	213	0000879	T8 Luxline Plus Spl. Length Daylight Deluxe (865)	124	0001905	T5 Emergency Cool White (33-640)	121
0000124	Blacklight BL368 - FEP Toughcoat	213	0000947	T8 Luxline Plus Spl. Length Daylight Deluxe (865)	124	0001906	T5 Emergency Warm White (29-530)	121
0000125	Blacklight BL368 - FEP Toughcoat	213	0001008	T12 Standard White (35-535)	128	0001907	T5 Emergency Cool White De Luxe (840) Luxline Plus	121
0000126	Blacklight BL368 - FEP Toughcoat	213	0001008	T12 Standard White (35-535)	128	0001908	T5 Emergency Daylight (54-765)	121
0000127	Blacklight BL350 - FEP Toughcoat	213	0001009	T12 Standard Warm White (29-530)	128	0001909	T5 Emergency Cool White De Luxe (840) Luxline Plus	121
0000128	Blacklight BL350 - FEP Toughcoat	213	0001009	T12 Standard Warm White (29-530)	128	0001960	T9 Circine Plus Warm White De Luxe (830)	134
0000132	Blacklight BL350 - FEP Toughcoat	213	0001017	T12 Standard Cool White (33-640)	129	0001961	T9 Circine Plus Cool White De Luxe (840)	134
0000133	Blacklight BL350 - FEP Toughcoat	213	0001017	T12 Standard Cool White (33-640)	129	0001962	T9 Circine Plus Daylight De Luxe (865)	134
0000150	GROLUX T8/M-Lynx Industrial Pack Qty. per 25	195	0001027	T12 Standard Cool White (33-640)	129	0001963	T9 Circine Plus Warm White De Luxe (830)	134
0000158	BLACKLIGHT BLUE LAMPS	192	0001028	T12 Standard White (35-535)	128	0001964	T9 Circine Plus Cool White De Luxe (840)	134
0000185	BLACKLIGHT BL350 LINEAR & CIRCLINE	209	0001029	T12 Luxline Plus Cool White De Luxe (840)	129	0001965	T9 Circine Plus Daylight De Luxe (865)	134
0000359	BLACKLIGHT BL350 LINEAR & CIRCLINE	209	0001037	T12 Luxline Plus Cool White De Luxe (840)	129	0001966	T9 Circine Plus Warm White De Luxe (830)	134
0000361	BLACKLIGHT BL368 LINEAR & CIRCLINE	211	0001038	T12 Standard White (35-535)	128	0001967	T9 Circine Plus Cool White De Luxe (840)	134
0000382	T5 Standard Warm White (29-530)	120	0001077	T8 Luxline Plus Spl. Length White De Luxe (835)	124	0001968	T9 Circine Plus Daylight De Luxe (865)	134
0000384	BLACKLIGHT BL350 LINEAR & CIRCLINE	209	0001078	T8 Luxline Plus Spl. Length Daylight Deluxe (865)	124	0001971	GOURMET 175	216
0000391	T12 Standard Daylight (54-765)	129	0001079	T8 Luxline Plus Spl. Length Warm White De Luxe (830)	124	0002006	T2 Luxline Slim Warm White De Luxe (830)	131
0000393	T12 Standard Cool White (33-640)	129	0001080	T8 Luxline Plus Spl. Length Cool White De Luxe (840)	124	0002007	T2 Luxline Slim Warm White De Luxe (830)	131
0000397	T12 Standard Daylight (54-765)	129	0001093	T8 Luxline Plus Warm White De Luxe (830)	122	0002008	T2 Luxline Slim Warm White De Luxe (830)	131
0000399	T12 Standard Cool White (33-640)	129	0001094	T8 Luxline Plus Cool White De Luxe (840)	122	0002009	T2 Luxline Slim Warm White De Luxe (830)	131
0000403	T12 Standard Universal White (25-740)	128	0001095	T8 Luxline Plus Daylight De Luxe (865)	122	0002010	T2 Luxline Slim Warm White De Luxe (830)	131
0000423	T12 IRS Cool White (33-640)	130	0001138	T12 Standard Daylight (54-765)	129	0002011	T2 Luxline Slim Warm White De Luxe (830)	131
0000424	T12 IRS Warm White (29-530)	130	0001138	T12 Standard Daylight (54-765)	129	0002012	T2 Luxline Slim Cool White De Luxe (840)	131
0000430	T12 IRS Cool White (33-640)	130	0001394	T8 Luxline Plus White De Luxe (835)	122	0002013	T2 Luxline Slim Cool White De Luxe (840)	131
0000431	T12 IRS Warm White (29-530)	130	0001500	T8 Luxline Plus Cool White De Luxe (840)	122	0002014	T2 Luxline Slim Cool White De Luxe (840)	131
0000438	T12 IRS Cool White (33-640)	130	0001501	T8 Luxline Plus Warm White De Luxe (830)	122	0002015	T2 Luxline Slim Cool White De Luxe (840)	131
0000444	T12 Standard White (35-535)	128	0001502	T8 Luxline Plus Daylight De Luxe (865)	122	0002016	T2 Luxline Slim Cool White De Luxe (840)	131
0000444	T12 Standard White (35-535)	128	0001504	T8 Luxline Plus Spl. Length Cool White De Luxe (840)	124	0002017	T2 Luxline Slim Cool White De Luxe (840)	131
0000445	T12 Standard Cool White (33-640)	129	0001505	T8 Luxline Plus Homelight De Luxe (827)	122	0002018	T2 Luxline Slim Daylight De Luxe (860)	131
0000445	T12 Standard Cool White (33-640)	129	0001508	T8 Special Length Universal White (25-740)	123	0002019	T2 Luxline Slim Daylight De Luxe (860)	131
0000446	T12 Standard Warm White (29-530)	128	0001510	T8 Luxline Plus Cool White De Luxe (840)	122	0002020	T2 Luxline Slim Daylight De Luxe (860)	131
0000446	T12 Standard Warm White (29-530)	128	0001511	T8 Luxline Plus Warm White De Luxe (830)	122	0002021	T2 Luxline Slim Daylight De Luxe (860)	131
0000455	BLACKLIGHT BL350 LINEAR & CIRCLINE	209	0001512	T8 Luxline Plus Daylight De Luxe (865)	122	0002022	T2 Luxline Slim Daylight De Luxe (860)	131
0000456	BLACKLIGHT BL368 LINEAR & CIRCLINE	211	0001514	T8 Luxline Plus Homelight De Luxe (827)	122	0002023	T2 Luxline Slim Daylight De Luxe (860)	131
0000489	BLACKLIGHT BL350 LINEAR & CIRCLINE	209	0001517	T8 Luxline Plus Shatter-Resistant	126	0002165	BLACKLIGHT BL350 LINEAR & CIRCLINE	209
0000501	GERMICIDAL LINEAR	214	0001520	T8 Luxline Plus Spl. Length Cool White De Luxe (840)	124	0002166	BLACKLIGHT BL368 LINEAR & CIRCLINE	211
0000502	GERMICIDAL LINEAR	214	0001521	T8 Luxline Plus Spl. Length Warm White De Luxe (830)	124	0002185	AQUASTAR T8 Industrial Pack Quantity per 25	197
0000503	GERMICIDAL LINEAR	214	0001523	GROLUX T8/Mini-Lynx Industrial Pack Qty. per 25	195	0002188	ACTIVA-SEASONAL AFFECTIVE DISORDER (SAD)	208
0000504	GERMICIDAL LINEAR	214	0001524	GROLUX T8/Mini-Lynx Industrial Pack Qty. per 25	195	0002208	GERMICIDAL LINEAR	214
0000507	GERMICIDAL LINEAR	214	0001525	GROLUX T8/Mini-Lynx Industrial Pack Qty. per 25	195	0002212	AQUASTAR T8 Industrial Pack Quantity per 25	197
0000508	GERMICIDAL LINEAR	214	0001528	T8 Luxline Plus Shatter-Resistant	126	0002213	GROLUX T8/Mini-Lynx Industrial Pack Qty. per 25	195
0000566	T8 Luxline Plus Spl. Length White De Luxe (835)	124	0001530	T8 Luxline Plus Cool White De Luxe (840)	122	0002216	GERMICIDAL LINEAR	214
0000567	T8 Luxline Plus Spl. Length Cool W. De Luxe (840)	124	0001531	T8 Luxline Plus Warm White De Luxe (830)	122	0002217	GERMICIDAL LINEAR	214
0000578	T8 Luxline Plus White De Luxe (835)	122	0001532	T8 Luxline Plus Daylight De Luxe (865)	122	0002218	ACTIVA-SEASONAL AFFECTIVE DISORDER (SAD)	208
0000580	T8 Luxline Plus White De Luxe (835)	122	0001535	T8 Luxline Plus Homelight De Luxe (827)	122	0002219	ACTIVA-SEASONAL AFFECTIVE DISORDER (SAD)	208
0000581	T8 Luxline Plus White De Luxe (835)	122	0001537	T8 Luxline Plus Reflector	125	0002220	ACTIVA-SEASONAL AFFECTIVE DISORDER (SAD)	208
0000582	T8 Luxline Plus Homelight De Luxe (827)	122	0001550	T12 Standard Cool White (33-640)	129	0002221	AQUASTAR T8 Industrial Pack Quantity per 25	197
0000643	AQUASTAR T8 Retail Pack Quantity per 10	197	0001551	T12 Standard Warm White (29-530)	128	0002222	AQUASTAR T8 Industrial Pack Quantity per 25	197
0000644	AQUASTAR T8 Retail Pack Quantity per 10	197	0001552	T12 Standard Universal White (25-740)	128	0002223	AQUASTAR T8 Industrial Pack Quantity per 25	197
0000645	AQUASTAR T8 Retail Pack Quantity per 10	197	0001553	T12 Standard Cool White (33-640)	129	0002224	AQUASTAR T8 Industrial Pack Quantity per 25	197
0000646	AQUASTAR T8 Retail Pack Quantity per 10	197	0001554	T12 Standard Warm White (29-530)	128	0002225	AQUASTAR T8 Industrial Pack Quantity per 25	197
0000647	AQUASTAR T8 Retail Pack Quantity per 10	197	0001555	T12 Standard Universal White (25-740)	128	0002226	AQUASTAR T8 Industrial Pack Quantity per 25	197
0000648	AQUASTAR T8 Retail Pack Quantity per 10	197	0001556	T12 Standard Cool White (33-640)	129	0002328	GERMICIDAL LINEAR	214
0000649	AQUASTAR T8 Retail Pack Quantity per 10	197	0001557	T12 Standard Warm White (29-530)	128	0002482	GERMICIDAL LINEAR	214
0000672	T8 Luxline Plus Spl. Length White De Luxe (835)	124	0001558	T12 Standard Universal White (25-740)	128	0002540	GOURMET 175	216
0000698	BLACKLIGHT BLUE LAMPS	192	0001559	T12 Standard Daylight (54-765)	129	0002560	T8 COLOURED	193

ARTICLE CODE INDEX

0002561	T8 Coloured	127	0002798	T5 FHE Luxline Plus Homelight De Luxe (827)	118	0010935	Brite Tronic™	171
0002561	T8 COLOURED	193	0002799	T5 FHE Luxline Plus Homelight De Luxe (827)	118	0010940	Brite Tronic™	171
0002562	T8 Coloured	127	0002800	T5 FHE Luxline Plus Homelight De Luxe (827)	118	0010941	Brite Tronic™	171
0002562	T8 COLOURED	193	0002801	T5 FHE Luxline Plus Homelight De Luxe (827)	118	0010942	Brite Tronic™	171
0002563	T8 Coloured	127	0002802	T5 FHO Luxline Plus Home light De Luxe (827)	119	0010943	Brite Tronic™	171
0002563	T8 COLOURED	193	0002803	T5 FHO Luxline Plus Home light De Luxe (827)	119	0011263	Candle Clear	16
0002564	T8 COLOURED	193	0002804	T5 FHO Luxline Plus Home light De Luxe (827)	119	0011270	Candle Clear	16
0002565	T8 Coloured	127	0002805	T5 FHO Luxline Plus Home light De Luxe (827)	119	0011287	Candle Clear	16
0002565	T8 COLOURED	193	0002806	T5 FHO Luxline Plus Home light De Luxe (827)	119	0011288	Candle Clear	16
0002566	T8 Coloured	127	0002820	AQUASTAR T5 Retail Pack Quantity per 10	196	0011300	Candle Clear	16
0002566	T8 COLOURED	193	0002821	GROLUX T5 Retail Pack Quantity per 10	194	0011317	Candle Clear	16
0002567	T8 Coloured	127	0002822	AQUASTAR T5 Retail Pack Quantity per 10	196	0011318	Candle Clear	16
0002567	T8 COLOURED	193	0002823	GROLUX T5 Retail Pack Quantity per 10	194	0011350	Candle Clear	16
0002568	T8 COLOURED	193	0002824	AQUASTAR T5 Retail Pack Quantity per 10	196	0011367	Candle Clear	16
0002569	T8 Coloured	127	0002825	GROLUX T5 Retail Pack Quantity per 10	194	0011368	Candle Clear	16
0002569	T8 COLOURED	193	0002826	AQUASTAR T5 Retail Pack Quantity per 10	196	0011403	Candle Twisted Clear	17
0002570	T8 Coloured	127	0002827	GROLUX T5 Retail Pack Quantity per 10	194	0011414	Candle Twisted Clear	17
0002570	T8 COLOURED	193	0002828	AQUASTAR T5 Retail Pack Quantity per 10	196	0011430	Candle Twisted Clear	17
0002571	T8 Coloured	127	0002829	GROLUX T5 Retail Pack Quantity per 10	194	0015535	Reflector Standard R50 50mmØ	22
0002571	T8 COLOURED	193	0002830	AQUASTAR T5 Retail Pack Quantity per 10	196	0015537	Reflector Standard R50 50mmØ	22
0002572	T8 Coloured	127	0002831	GROLUX T5 Retail Pack Quantity per 10	194	0015550	Reflector Standard R63 63mmØ	22
0002572	T8 COLOURED	193	0003030	GLS Clear A60	12	0015560	Reflector Standard R63 63mmØ	22
0002573	T8 Coloured	127	0003040	GLS Clear A60	12	0015570	Reflector Standard R80 80mmØ	22
0002573	T8 COLOURED	193	0003716	GLS Clear A55	12	0015580	Reflector Standard R80 80mmØ	22
0002574	T8 Coloured	127	0003720	GLS Clear A55	12	0015584	Reflector Standard R80 80mmØ	22
0002574	T8 COLOURED	193	0003723	GLS Clear A55	12	0015585	Reflector Standard R80 80mmØ	22
0002672	ACTIVA-SEASONAL AFFECTIVE DISORDER (SAD)	208	0003726	GLS Clear A55	12	0015593	Reflector Standard R80 80mmØ	22
0002720	MARINESTAR T5 1500K	201	0003737	GLS Clear A55	12	0015600	Reflector Standard R95 95mmØ	22
0002721	MARINESTAR T5 1500K	201	0003740	GLS Clear A55	12	0015620	Reflector Standard R95 95mmØ	22
0002722	MARINESTAR T5 1500K	201	0003744	GLS Clear A55	12	0015660	Reflector Coloured R63 63mmØ	23
0002723	MARINESTAR T5 1500K	201	0003749	GLS Clear A55	12	0015661	Reflector Coloured R63 63mmØ	23
0002740	GROLUX T5 Industrial Pack Quantity per 25	194	0003754	GLS Clear A55	12	0015663	Reflector Coloured R63 63mmØ	23
0002741	AQUASTAR T5 Industrial Pack Quantity per 25	196	0003765	GLS Clear A55	12	0015701	Reflector Coloured R80 80mmØ	23
0002742	CORALSTAR T5 Industrial Pack Quantity per 25	199	0003770	GLS Clear A55	12	0015703	Reflector Coloured R80 80mmØ	23
0002743	GROLUX T5 Industrial Pack Quantity per 25	194	0003773	GLS Clear A55	12	0015908	Reflector Standard R39 39mmØ	22
0002744	AQUASTAR T5 Industrial Pack Quantity per 25	196	0005938	T5 Luxline Plus Cool White De Luxe (840)	120	0016185	Reflector Standard R90 90mmØ	22
0002745	CORALSTAR T5 Industrial Pack Quantity per 25	199	0005941	T5 Luxline Plus Cool White De Luxe (840)	120	0016196	Reflector Standard R90 90mmØ	22
0002746	GROLUX T5 Industrial Pack Quantity per 25	194	0006410	Candle Clear	16	0016650	Reflector Coloured R50 50mmØ	23
0002747	AQUASTAR T5 Industrial Pack Quantity per 25	196	0006411	Candle Clear	16	0016651	Reflector Coloured R50 50mmØ	23
0002748	CORALSTAR T5 Industrial Pack Quantity per 25	199	0006412	Candle Clear	16	0017739	Crown Silvered	24
0002749	GROLUX T5 Industrial Pack Quantity per 25	194	0007339	Pygmy Refrigerator	27	0017740	Crown Silvered	24
0002750	AQUASTAR T5 Industrial Pack Quantity per 25	196	0007352	Tubular Clear	26	0017741	Crown Silvered	24
0002751	CORALSTAR T5 Industrial Pack Quantity per 25	199	0007360	Tubular Clear	26	0017742	Crown Silvered	24
0002752	AQUASTAR T5 Retail Pack Quantity per 10	196	0007362	Tubular Clear	26	0017743	Crown Silvered	24
0002753	AQUASTAR T5 Retail Pack Quantity per 10	196	0007433	Linear Architectural	28	0017744	Crown Silvered	24
0002754	AQUASTAR T5 Retail Pack Quantity per 10	196	0007435	Linear Architectural	28	0017870	Crown Gold	24
0002755	CORALSTAR T5 Retail Pack Quantity per 10	199	0007448	Linear Architectural	28	0017871	Crown Gold	24
0002756	CORALSTAR T5 Retail Pack Quantity per 10	199	0007450	Linear Architectural	28	0019650	PAR38 COLOURED	185
0002757	CORALSTAR T5 Retail Pack Quantity per 10	199	0007463	Linear Architectural	28	0019651	PAR38 COLOURED	185
0002758	CORALSTAR T5 Retail Pack Quantity per 10	199	0007997	Candle Windshape	18	0019652	PAR38 COLOURED	185
0002759	CORALSTAR T5 Retail Pack Quantity per 10	199	0008020	Pygmy	27	0019653	PAR38 COLOURED	185
0002760	T5 FHE Luxline Plus Warm White De Luxe (830)	118	0008022	Pygmy	27	0019691	PAR38	25
0002761	T5 FHE Luxline Plus Cool White De Luxe (840)	118	0008072	Pygmy Oven till 300°C	27	0019710	PAR38	25
0002762	T5 FHE Luxline Plus Daylight De Luxe (865)	118	0008100	Pygmy	27	0019711	PAR38	25
0002763	T5 FHE Luxline Plus Warm White De Luxe (830)	118	0008120	Pygmy	27	0019720	PAR38	25
0002764	T5 FHE Luxline Plus Cool White De Luxe (840)	118	0008453	GLS Colour	13	0019721	PAR38	25
0002765	T5 FHE Luxline Plus Daylight De Luxe (865)	118	0008454	GLS Colour	13	0020200	BriteSpot ES111™	147
0002766	T5 FHE Luxline Plus Warm White De Luxe (830)	118	0008455	GLS Colour	13	0020201	BriteSpot ES111™	147
0002767	T5 FHE Luxline Plus Cool White De Luxe (840)	118	0008456	GLS Colour	13	0020202	BriteSpot ES111™	147
0002768	T5 FHE Luxline Plus Daylight De Luxe (865)	118	0008757	Ball Colour	21	0020207	BriteSpot ESD111™ Dichroic	147
0002769	T5 FHE Luxline Plus Warm White De Luxe (830)	118	0008758	Ball Colour	21	0020208	BriteSpot ESD111™ Dichroic	147
0002770	T5 FHE Luxline Plus Cool White De Luxe (840)	118	0008759	Ball Colour	21	0020270	BriteSpot ES50™	145
0002771	T5 FHE Luxline Plus Daylight De Luxe (865)	118	0008760	Ball Colour	21	0020271	BriteSpot ES50™	145
0002772	T5 FHO Luxline Plus Warm White De Luxe (830)	119	0008852	Ball Colour	21	0020272	BriteSpot ES50™	145
0002773	T5 FHO Luxline Plus Cool White De Luxe (840)	119	0008853	Ball Colour	21	0020273	BriteSpot ESD50™ Dichroic	145
0002774	T5 FHO Luxline Plus Daylight De Luxe (865)	119	0008854	Ball Colour	21	0020274	BriteSpot ESD50™ Dichroic	145
0002775	T5 FHO Luxline Plus Warm White De Luxe (830)	119	0008855	Ball Colour	21	0020275	BriteSpot ESD50™ Dichroic	145
0002776	T5 FHO Luxline Plus Cool White De Luxe (840)	119	0008965	Candle Colour	18	0020279	BriteSpot ESD50™ Coloured	146
0002777	T5 FHO Luxline Plus Daylight De Luxe (865)	119	0008966	Candle Colour	18	0020280	BriteSpot ESD50™ Coloured	146
0002778	T5 FHO Luxline Plus Warm White De Luxe (830)	119	0008967	Candle Colour	18	0020281	BriteSpot ESD50™ Coloured	146
0002779	T5 FHO Luxline Plus Daylight De Luxe (865)	119	0008968	Candle Colour	18	0020282	BriteSpot ESD50™ Coloured	146
0002780	T5 FHO Luxline Plus Daylight De Luxe (865)	119	0009668	GLS Extra Low Voltage Clear	14	0020300	Superia CMI-T	144
0002781	T5 FHO Luxline Plus Warm White De Luxe (830)	119	0009694	GLS Extra Low Voltage Clear	14	0020301	Superia CMI-T	144
0002782	T5 FHO Luxline Plus Cool White De Luxe (840)	119	0009696	GLS Extra Low Voltage Clear	14	0020302	Superia CMI-T	144
0002783	T5 FHO Luxline Plus Daylight De Luxe (865)	119	0009697	GLS Extra Low Voltage Pearl	14	0020303	Superia CMI-TC	144
0002784	T5 FHO Luxline Plus Warm White De Luxe (830)	119	0009728	GLS Extra Low Voltage Clear	14	0020304	Superia CMI-TC	144
0002785	T5 FHO Luxline Plus Cool White De Luxe (840)	119	0009729	GLS Extra Low Voltage Pearl	14	0020305	Superia CMI-T	144
0002786	T5 FHO Luxline Plus Daylight De Luxe (865)	119	0009780	GLS Extra Low Voltage Clear	14	0020306	Superia CMI-T	144
0002787	T5 FHE Luxline Plus White De Luxe (835)	118	0010911	Brite Tronic™	171	0020307	Superia CMI-TD	144
0002788	T5 FHE Luxline Plus White De Luxe (835)	118	0010912	Brite Tronic™	171	0020308	Superia CMI-TD	144
0002789	T5 FHE Luxline Plus White De Luxe (835)	118	0010913	Brite Tronic™	171	0020309	Superia CMI-TD	144
0002790	T5 FHE Luxline Plus White De Luxe (835)	118	0010913	Brite Tronic™	171	0020310	Superia CMI-TD	144
0002791	T5 FHO Luxline Plus White De Luxe (835)	119	0010914	Brite Tronic™	171	0020326	HSI-TS Super Tubular	158
0002792	T5 FHO Luxline Plus White De Luxe (835)	119	0010932	Brite Tronic™	171	0020335	HSI-T MetalArc	152
0002793	T5 FHO Luxline Plus White De Luxe (835)	119	0010933	Brite Tronic™	171	0020336	HSI-T MetalArc	152
0002794	T5 FHO Luxline Plus White De Luxe (835)	119	0010934	Brite Tronic™	171	0020339	HSI-TD	157

ARTICLE CODE INDEX

0020340	HSI-T MetalArc	152	0020744	SHP-S TwinArc Elliptical	161	0021182	HI-SPOT 120 ECO	64
0020341	HSI-T MetalArc	152	0020748	SHP-TS TwinArc Tubular	161	0021190	HI-SPOT 120 ECO	64
0020349	HSI-TD	157	0020771	HSI-SX BriteLux Elliptical	153	0021191	HI-SPOT 120 ECO	64
0020350	HSI-HX Elliptical	154	0020772	HSI-SX BriteLux Elliptical	153	0021192	HI-SPOT ES63 ECO	53
0020351	HSI-HX Elliptical	154	0020773	HSI-SX BriteLux Elliptical	153	0021193	HI-SPOT ES63 ECO	53
0020353	HSI-HX Elliptical	154	0020774	HSI-SX BriteLux Elliptical	153	0021194	HI-SPOT ES63 ECO	53
0020355	HSI-HX Elliptical	154	0020775	HSI-SX BriteLux Elliptical	153	0021195	HI-SPOT ES63 ECO	53
0020357	HSI-HX Elliptical	154	0020776	HSI-SX BriteLux Elliptical	153	0021196	HI-SPOT ES63 ECO	53
0020360	UrbanWhite	149	0020800	SPX EcoArc Elliptical	166	0021197	HI-SPOT ES63 ECO	53
0020361	UrbanWhite	149	0020800	SPX EcoArc Elliptical	166	0021210	BriteSpot DE™	148
0020362	UrbanWhite	149	0020801	SPX EcoArc Elliptical	166	0021211	BriteSpot DE™	148
0020363	UrbanWhite	149	0020802	SPX EcoArc Elliptical	166	0021212	BriteSpot DE™	148
0020394	HSI-THX Tubular	154	0020805	SHP-TS Super Tubular	158	0021213	BriteSpot DE™	148
0020405	HSL-BW Bright White Standard Elliptical	168	0020807	SHP-TS GroLux Tubular	159	0021227	HI-SPOT 95 ECO Dichroic	62
0020406	HSL-BW Bright White Standard Elliptical	168	0020808	SHP-TS GroLux Tubular	159	0021228	HI-SPOT 95 ECO Dichroic	62
0020407	HSL-BW Bright White Standard Elliptical	168	0020809	SHP-TS GroLux Tubular	159	0021230	HI-SPOT 95	63
0020408	HSL-BW Bright White Standard Elliptical	168	0020810	HSI-MP MetalArc	150	0021231	HI-SPOT 95	63
0020409	HSL-BW Bright White Standard Elliptical	168	0020811	HSI-MP MetalArc	150	0021232	HI-SPOT 95	63
0020410	HSL-BW Bright White Standard Elliptical	168	0020812	HSI-MP MetalArc	150	0021233	HI-SPOT 95	63
0020411	HSL-BW Bright White Standard Elliptical	168	0020813	HSI-MP MetalArc	150	0021234	HI-SPOT 95	63
0020414	HSB-BW Bright White Blended Elliptical 230V	169	0020819	SHP-TS GroLux Tubular	159	0021235	HI-SPOT 95	63
0020415	HSB-BW Bright White Blended Elliptical 230V	169	0020820	HSI-MP MetalArc	150	0021236	HI-SPOT 95	63
0020421	REPTISTAR MIXED	204	0020821	HSI-MP MetalArc	150	0021237	HI-SPOT 95	63
0020422	REPTISTAR MIXED	204	0020822	HSI-MP MetalArc	150	0021254	HI-SPOT Home E550	52
0020448	SHP-S Super Elliptical	158	0020823	HSI-MP MetalArc	150	0021256	HI-SPOT Home E550	52
0020449	HSB-BW Bright White Blended Elliptical 230V	169	0020830	HSI-MP MetalArc	150	0021261	HI-SPOT Home E550	52
0020455	SHP-T Standard Tubular	162	0020831	HSI-MP MetalArc	150	0021264	HI-SPOT ES111 ECO with anti-glare	55
0020456	HSB-BW Bright White Blended Elliptical 230V	169	0020832	HSI-MP MetalArc	150	0021265	HI-SPOT ESD111 ECO Dichroic with anti-glare	55
0020457	SHP-T Standard Tubular	162	0020833	HSI-MP MetalArc	150	0021266	HI-SPOT ES111 ECO with anti-glare	55
0020475	HSB-BW Bright White Blended Elliptical 240V	169	0020890	HSL-SC Super Comfort Elliptical	167	0021267	HI-SPOT ESD111 ECO Dichroic with anti-glare	55
0020477	HSB-BW Bright White Blended Elliptical 240V	169	0020891	HSL-SC Super Comfort Elliptical	167	0021270	Hi-Spot E550 GU10 COLOURED	184
0020478	HSB-BW Bright White Blended Elliptical 240V	169	0020892	HSL-SC Super Comfort Elliptical	167	0021271	Hi-Spot E550 GU10 COLOURED	184
0020479	SHP Standard Elliptical	162	0020893	HSL-SC Super Comfort Elliptical	167	0021272	Hi-Spot E550 GU10 COLOURED	184
0020480	SHP-T Standard Tubular	162	0020895	HSL-SC Super Comfort Elliptical	167	0021273	Hi-Spot E550 GU10 COLOURED	184
0020481	SHP Standard Elliptical	162	0020990	SHP-TS Mercury Free Tubular	160	0021291	HI-SPOT 95 Dichroic	63
0020482	SHP-T Standard Tubular	162	0020992	SHP-TS Mercury Free Tubular	160	0021293	HI-SPOT 95 Dichroic	63
0020484	SHP Standard Elliptical	162	0020994	SHP-TS Mercury Free Tubular	160	0021320	Low Pressure ECO Capsule	34
0020485	SHP-T Standard Tubular	162	0020996	SHP-TS Mercury Free Tubular	160	0021321	Low Pressure ECO Capsule	34
0020488	SHX Plug-In Elliptical	165	0020998	SHP-TS Mercury Free Tubular	160	0021529	Double Ended ECO 78MM	66
0020490	SHX Plug-In Elliptical	165	0021021	Low Pressure Capsule	35	0021530	Double Ended ECO 78MM	66
0020495	SLP Tubular	170	0021022	Low Pressure Capsule	35	0021531	Double Ended ECO 78MM	66
0020496	SLP Tubular	170	0021028	CoralArc	206	0021532	Double Ended ECO 78MM	66
0020497	SLP Tubular	170	0021029	CoralArc	206	0021533	Double Ended ECO 78MM	66
0020498	SLP Tubular	170	0021030	HSI-TD MetalArc	151	0021534	Double Ended ECO 78MM	66
0020499	SLP Tubular	170	0021031	HSI-TD MetalArc	151	0021622	Double Ended 189	67
0020504	SHP-T Standard Tubular	162	0021033	HSI-TD MetalArc	151	0021623	Double Ended 189	67
0020528	SLP Tubular	170	0021034	HSI-TD MetalArc	151	0021624	Double Ended 189	67
0020530	HSI-T Daylight	155	0021036	HSI-TD MetalArc	151	0021625	Double Ended 189	67
0020531	HSI-T Daylight	155	0021037	HSI-TD MetalArc	151	0021626	Double Ended 254	67
0020533	HSI-T	156	0021045	HSI-TD MetalArc	151	0021628	Double Ended 254	67
0020540	HSI-T	156	0021046	HSI-TD MetalArc	151	0021629	Double Ended 331	67
0020546	HSI-THX Tubular	154	0021047	HSI-TD MetalArc	151	0021713	Double Ended ECO 118MM	66
0020550	SHP Self-Starting Elliptical	164	0021049	AquaArc	205	0021714	Double Ended ECO 118MM	66
0020551	SHP Self-Starting Elliptical	164	0021050	AquaArc	205	0021715	Double Ended ECO 118MM	66
0020553	SHP Self-Starting Elliptical	164	0021081	HI-SPOT 50	57	0021716	Double Ended ECO 118MM	66
0020554	SHP Standard Elliptical	162	0021084	HI-SPOT 50	57	0021717	Double Ended ECO 118MM	66
0020555	SHP Standard Elliptical	162	0021125	HI-SPOT 63	59	0021718	Double Ended ECO 118MM	66
0020560	SHX Plug-In Elliptical	165	0021126	HI-SPOT 63	59	0021719	Double Ended ECO 118MM	66
0020563	SHP Standard Elliptical	162	0021127	HI-SPOT 63	59	0021720	Double Ended ECO 118MM	66
0020597	HSI-T	156	0021128	HI-SPOT 63	59	0021765	Dichroic 50	37
0020678	SHP-TS Super Tubular	158	0021131	HI-SPOT 80	61	0021766	Dichroic 50	37
0020685	SHP-TS Super Tubular	158	0021132	HI-SPOT 80	61	0021767	Dichroic 50	37
0020686	SHP-TS Super Tubular	158	0021133	HI-SPOT 80	61	0021807	Dichroic ECO 50	36
0020687	SHP-TS Super Tubular	158	0021134	HI-SPOT 80	61	0021808	Dichroic ECO 50	36
0020688	SHP-S Super Elliptical	158	0021137	HI-SPOT 63 ECO	58	0021809	Dichroic ECO 50	36
0020690	SHP-S Super Elliptical	158	0021138	HI-SPOT 63 ECO	58	0021810	Dichroic ECO 50	36
0020692	SHP-S Super Elliptical	158	0021141	HI-SPOT 120	65	0021811	Dichroic ECO 50	36
0020693	SHP-S Super Elliptical	158	0021142	HI-SPOT 120	65	0021812	Dichroic ECO 50	36
0020709	SHP-TD Standard	163	0021143	HI-SPOT 120	65	0021813	Dichroic ECO 50	36
0020711	SHP-TD Standard	163	0021144	HI-SPOT 120	65	0021850	SA111	40
0020712	SHP-TS TwinArc Tubular	161	0021145	HI-SPOT 120	65	0021851	SA111	40
0020713	SHP-TS Super Tubular	158	0021146	HI-SPOT 120	65	0021852	SA111	40
0020714	SHP-TS Super Tubular	158	0021147	HI-SPOT 120	65	0021853	SA111	40
0020715	SHP-S Super Elliptical	158	0021148	HI-SPOT 80 ECO	60	0021854	SA111	40
0020716	SHP-S Super Elliptical	158	0021149	HI-SPOT 80 ECO	60	0021855	SA111	40
0020717	SHP-S TwinArc Elliptical	161	0021150	HI-SPOT 80 ECO	60	0021856	SA111	40
0020718	SHP-TS TwinArc Tubular	161	0021151	HI-SPOT 80 ECO	60	0021857	SA111	40
0020719	SHP-S TwinArc Elliptical	161	0021161	HI-SPOT 80	61	0021858	SA111	40
0020720	SHP-S TwinArc Elliptical	161	0021162	HI-SPOT 80	61	0021994	Low Pressure Capsule	35
0020724	SHP-TS TwinArc Tubular	161	0021163	HI-SPOT 80	61	0021995	Low Pressure Capsule	35
0020725	SHP-S TwinArc Elliptical	161	0021164	HI-SPOT 80	61	0022165	Low Pressure Capsule	35
0020739	SHP-TS TwinArc Tubular	161	0021177	HI-SPOT 95 ECO	62	0022221	HI-SPOT ES111 without anti-glare	56
0020740	SHP-S TwinArc Elliptical	161	0021178	HI-SPOT 95 ECO	62	0022223	HI-SPOT ES111 without anti-glare	56
0020741	SHP-TS TwinArc Tubular	161	0021179	HI-SPOT 95 ECO	62	0022224	HI-SPOT ES111 with anti-glare	56
0020742	SHP-S TwinArc Elliptical	161	0021180	HI-SPOT 95 ECO	62	0022225	HI-SPOT ES111 with anti-glare	56
0020743	SHP-TS TwinArc Tubular	161	0021181	HI-SPOT 120 ECO	64	0022226	HI-SPOT ESD111 Dichroic with anti-glare	56

ARTICLE CODE INDEX

0022227	HI-SPOT ESD111 Dichroic with anti-glare	56	0023091	Classic ECO Candle	43	0024918	ML Standard /Economy Cool White (840)	88
0022228	HI-SPOT ESD111 Dichroic with anti-glare	56	0023092	Classic ECO Candle	43	0024919	ML Standard /Economy Cool White (840)	88
0022229	HI-SPOT ESD111 Dichroic with anti-glare	56	0023093	Classic ECO Candle	43	0024944	Lynx-Q Homelight Deluxe (827)	109
0022241	Low Pressure Capsule	35	0023094	Classic ECO Candle	43	0024946	Lynx-Q White Deluxe (835)	109
0022242	Low Pressure Capsule	35	0023095	Classic ECO Candle	43	0024947	Lynx-Q Cool White Deluxe (840)	109
0022246	Low Pressure Capsule	35	0023096	Classic ECO Candle	43	0024961	ML GLS Homelight (827)	92
0022261	HI-SPOT ES63	54	0023097	Classic ECO Candle	43	0024962	ML GLS Homelight (827)	92
0022264	HI-SPOT ES63	54	0023098	Classic ECO Candle	43	0024965	ML Globe	95
0022266	HI-SPOT ES63	54	0023099	Classic ECO Candle	43	0024988	ML GLS Cool White (840)	92
0022268	HI-SPOT ES63	54	0023102	Classic ECO R50	46	0024989	Lynx-QE Homelight Deluxe (827)	110
0022271	HI-SPOT ES63	54	0023103	Classic ECO R50	46	0024991	Lynx-QE White Deluxe (835)	110
0022274	HI-SPOT ES63	54	0023105	Classic ECO Ball	42	0024992	Lynx-QE Cool White Deluxe (840)	110
0022281	HI-SPOT ESD63 Dichroic	54	0023106	Classic ECO Ball	42	0024997	Lynx-QE Homelight Deluxe (827)	110
0022284	HI-SPOT ESD63 Dichroic	54	0023107	Classic ECO Ball	42	0024999	Lynx-QE White Deluxe (835)	110
0022291	HI-SPOT ESD63 Dichroic	54	0023108	Classic ECO Ball	42	0025000	Lynx-QE Cool White Deluxe (840)	110
0022301	Superia 50	38	0023109	Classic ECO Ball	42	0025001	Lynx-QE Homelight Deluxe (827)	110
0022302	Superia 50	38	0023110	Classic ECO Ball	42	0025003	Lynx-QE White Deluxe (835)	110
0022305	Superia 50	38	0023111	Classic ECO Ball	42	0025004	Lynx-QE Cool White Deluxe (840)	110
0022306	Superia 50	38	0023112	Classic ECO Ball	42	0025031	Micro-Lynx LED 5W Clear	80
0022311	Superia 50	38	0023113	Classic ECO Ball	42	0025033	Micro-Lynx LED 5W Clear	80
0022312	Superia 50	38	0023114	Classic ECO Ball	42	0025043	BLACKLIGHT BLUE LAMPS	192
0022314	Superia 50	38	0023116	Classic ECO Candle	43	0025045	GERMICIDAL COMPACT	215
0022315	Superia 50	38	0023118	Classic ECO Candle	43	0025046	GERMICIDAL COMPACT	215
0022336	Dichroic 35	37	0023120	Classic ECO R50	46	0025047	GERMICIDAL COMPACT	215
0022338	Superia 35	38	0023121	Classic ECO R50	46	0025048	GERMICIDAL COMPACT	215
0022339	Dichroic 35	37	0023122	Classic ECO R63	46	0025049	GERMICIDAL COMPACT	215
0022341	Superia 35	38	0023123	Classic ECO R63	46	0025050	GERMICIDAL COMPACT	215
0022348	Dichroic 50	37	0023124	Classic ECO R63	46	0025051	GERMICIDAL COMPACT	215
0022390	Dichroic 50	37	0023125	Classic ECO R63	46	0025052	BLACKLIGHT BLUE LAMPS	192
0022391	Dichroic 50	37	0023126	Classic ECO R80	46	0025060	Micro-Lynx LED 1,5W Satin	80
0022516	Coolfit 50	39	0023127	Classic ECO R80	46	0025061	Micro-Lynx LED 1,5W Satin	80
0022517	Coolfit 50	39	0023128	Classic ECO A55	41	0025062	Micro-Lynx LED 1,5W Satin	80
0022519	Coolfit 50	39	0023129	Classic ECO A55	41	0025063	Micro-Lynx LED 1,5W Satin	80
0022520	Coolfit 50	39	0023130	Classic ECO A55	41	0025064	Micro-Lynx LED 1,5W Satin	80
0022580	Dichroic 50	37	0023131	Classic ECO A55	41	0025065	Micro-Lynx LED 1,5W Clear	80
0022581	Dichroic 50	37	0023132	Classic ECO A55	41	0025066	Micro-Lynx LED 1,5W Clear	80
0022582	Dichroic 50	37	0023133	Classic ECO A55	41	0025067	Micro-Lynx LED 1,5W Clear	80
0022717	HI-SPOT ESSO GU10 ECO	50	0023134	Classic ECO A55	41	0025068	Micro-Lynx LED 1,5W Clear	80
0022718	HI-SPOT ESSO GU10 ECO	50	0023135	Classic ECO A55	41	0025069	Micro-Lynx LED 1,5W Clear	80
0022719	HI-SPOT ESSO GU10 ECO	50	0023136	Classic ECO A55	41	0025121	GU10 LED Coloured ESSO 1,5W	75
0022720	HI-SPOT ESSO GU10 ECO	50	0023137	Classic ECO A55	41	0025122	GU10 LED Coloured ESSO 1,5W	75
0022721	HI-SPOT ESSO GU10 ECO	50	0023138	Classic ECO A55	41	0025123	GU10 LED Coloured ESSO 1,5W	75
0022722	HI-SPOT ESSO GU10 ECO	50	0023139	Classic ECO A55	41	0025124	GU10 LED Coloured ESSO 1,5W	75
0022723	HI-SPOT ESSO GU10 ECO	50	0023140	Classic ECO Ball	42	0025125	GU10 LED Coloured ESSO 1,5W	75
0022724	HI-SPOT ESSO GU10 ECO	50	0023141	Classic ECO Ball	42	0025127	LED Variable Color	81
0022801	Hi-Pin G9	48	0023142	Classic ECO Ball	42	0025135	LED Variable Color	81
0022802	Hi-Pin G9	48	0023143	Classic ECO Ball	42	0025158	BLACKLIGHT BL350 COMPACT	210
0022803	Hi-Pin G9	48	0023144	Classic ECO Ball	42	0025169	HI-SPOTR RefLED ESSO	76
0022804	Hi-Pin G9	48	0023147	Classic ECO R80	46	0025171	HI-SPOTR RefLED PAR16	77
0022805	Hi-Pin G9	48	0023148	Classic ECO R80	46	0025173	HI-SPOTR RefLED ESSO	76
0022806	Hi-Pin G9	48	0023449	Classic ECO Candle Twisted	44	0025176	HI-SPOTR RefLED PAR16	77
0022840	Hi-Pin G9 ECO	47	0023450	Classic ECO Candle Twisted	44	0025208	Micro-Lynx F Daylight Deluxe (860)	87
0022841	Hi-Pin G9 ECO	47	0023451	Classic ECO Candle Twisted	44	0025214	Micro-Lynx F Homelight Deluxe (827)	87
0022842	Hi-Pin G9 ECO	47	0023452	Classic ECO Candle Twisted	44	0025218	Micro-Lynx F Warm White Deluxe (830)	87
0022843	Hi-Pin G9 ECO	47	0023455	Classic ECO Candle Twisted	44	0025219	Micro-Lynx F Cool White Deluxe (840)	87
0022844	Hi-Pin G9 ECO	47	0023456	Classic ECO Candle Twisted	44	0025226	Lynx-L Homelight Deluxe (827)	106
0022845	Hi-Pin G9 ECO	47	0023465	Classic ECO Candle Bent Tip	45	0025227	Lynx-L Homelight Deluxe (827)	106
0022846	Hi-Pin G9 ECO	47	0023466	Classic ECO Candle Bent Tip	45	0025228	Lynx-L Homelight Deluxe (827)	106
0022847	Hi-Pin G9 ECO	47	0023467	Classic ECO Candle Bent Tip	45	0025239	BLACKLIGHT BL350 COMPACT	210
0022875	Hi-Spot ESSO SUPERIA ECO	49	0023468	Classic ECO Candle Bent Tip	45	0025244	Micro-Lynx F Colours	87
0022876	Hi-Spot ESSO SUPERIA ECO	49	0023765	Classic ECO A55	41	0025245	Micro-Lynx F Colours	87
0022877	Hi-Spot ESSO SUPERIA ECO	49	0023766	Classic ECO A55	41	0025246	Micro-Lynx F Colours	87
0022878	Hi-Spot ESSO SUPERIA ECO	49	0023767	Classic ECO A55	41	0025247	BLACKLIGHT BL350 COMPACT	210
0022900	HI-SPOT ESSO Superia	51	0023768	Classic ECO A55	41	0025275	BLACKLIGHT BL350 COMPACT	210
0022901	HI-SPOT ESSO Superia	51	0023771	Classic ECO Candle	43	0025276	BLACKLIGHT BL350 COMPACT	210
0022902	HI-SPOT ESSO Superia	51	0023772	Classic ECO Candle	43	0025277	BLACKLIGHT BL350 COMPACT	210
0022903	HI-SPOT ESSO Superia	51	0023773	Classic ECO Candle	43	0025411	BLACKLIGHT BL368 COMPACT	212
0022904	HI-SPOT Superia ESD50 Dichroic	51	0023774	Classic ECO Candle	43	0025454	BLACKLIGHT BL350 COMPACT	210
0022905	HI-SPOT Superia ESD50 Dichroic	51	0023776	Classic ECO Ball	42	0025463	Lynx-LE Homelight Deluxe (827)	107
0022906	HI-SPOT ESSO Superia	51	0023777	Classic ECO Ball	42	0025476	Micro-Lynx Luna Homelight Deluxe (827)	86
0022907	HI-SPOT ESSO Superia	51	0023778	Classic ECO Ball	42	0025477	Micro-Lynx Luna Warm White Deluxe (830)	86
0022908	HI-SPOT Superia ESD50 Dichroic	51	0023779	Classic ECO Ball	42	0025478	Micro-Lynx Luna Cool White Deluxe (840)	86
0022909	HI-SPOT Superia ESD50 Dichroic	51	0023780	Classic ECO Ball	42	0025479	Micro-Lynx Luna Daylight Deluxe (860)	86
0022918	BLACKLIGHT BL350 LINEAR & CIRCLINE	209	0024407	HSI-TSX Britelux Tubular	153	0025490	Micro-Lynx Luna Colours	86
0022920	Hi-Spot ESSO SUPERIA ECO	49	0024409	HSI-TSX Britelux Tubular	153	0025491	Micro-Lynx Luna Colours	86
0022921	Hi-Spot ESSO SUPERIA ECO	49	0024434	FS Standard Starters	135	0025492	Micro-Lynx Luna Colours	86
0022922	Hi-Spot ESSO SUPERIA ECO	49	0024436	FS Standard Starters	135	0025685	Lynx-L Daylight Deluxe (865)	106
0022923	Hi-Spot ESSO SUPERIA ECO	49	0024437	FS Standard Starters	135	0025686	Lynx-L Daylight Deluxe (865)	106
0023083	Classic ECO A55	41	0024455	FS Standard Starters	135	0025687	Lynx-L Daylight Deluxe (865)	106
0023084	Classic ECO A55	41	0024471	COP Safety Starters	136	0025688	Lynx-LE Daylight Deluxe (865)	107
0023085	Classic ECO A55	41	0024833	MLDimmable Homelight (827)	96	0025689	Lynx-LE Daylight Deluxe (865)	107
0023086	Classic ECO A55	41	0024834	MLDimmable Homelight (827)	96	0025880	Lynx-S Homelight Deluxe (827)	104
0023087	Classic ECO A55	41	0024912	ML Standard /Economy Homelight (827)	88	0025881	Lynx-S Homelight Deluxe (827)	104
0023088	Classic ECO A55	41	0024915	ML Standard /Economy Cool White (840)	88	0025882	Lynx-S Homelight Deluxe (827)	104
0023089	Classic ECO A55	41	0024916	ML Standard /Economy Homelight (827)	88	0025883	Lynx-S Homelight Deluxe (827)	104
0023090	Classic ECO A55	41	0024917	ML Standard /Economy Homelight (827)	88			

ARTICLE CODE INDEX

0025884	Lynx-S Warm White Deluxe (830)	104	0027852	Lynx-TE FSD Cool White Deluxe (840)	101	0031149	Mini-Lynx Fast-start 10K Daylight (860)	89
0025885	Lynx-S Warm White Deluxe (830)	104	0027854	Lynx-TE FSD Warm White Deluxe (830)	101	0031151	Mini-Lynx Fast-start 10K Homelight (827)	89
0025886	Lynx-S Warm White Deluxe (830)	104	0027855	Lynx-TE FSD Cool White Deluxe (840)	101	0031152	Mini-Lynx Fast-start 10K Cool White (840)	89
0025887	Lynx-S Warm White Deluxe (830)	104	0027857	Lynx-TE FSD Warm White Deluxe (830)	101	0031153	Mini-Lynx Fast-start 10K Daylight (860)	89
0025888	Lynx-S Cool White Deluxe (840)	104	0027858	Lynx-TE FSD Cool White Deluxe (840)	101	0031155	Mini-Lynx Fast-start 10K Homelight (827)	89
0025889	Lynx-S Cool White Deluxe (840)	104	0027860	Lynx-TE FSD Warm White Deluxe (830)	101	0031156	Mini-Lynx Fast-start 10K Cool White (840)	89
0025890	Lynx-S Cool White Deluxe (840)	104	0027861	Lynx-TE FSD Cool White Deluxe (840)	101	0031157	Mini-Lynx Fast-start 10K Daylight (860)	89
0025891	Lynx-S Cool White Deluxe (840)	104	0027914	Lynx-LE White Deluxe (835)	107	0031159	Mini-Lynx Fast-start 10K Homelight (827)	89
0025892	Lynx-SE Homelight Deluxe (827)	105	0027916	Lynx-LE White Deluxe (835)	107	0031161	Mini-Lynx Fast-start 10K Homelight (827)	89
0025893	Lynx-SE Homelight Deluxe (827)	105	0028318	BLACKLIGHT BL350 COMPACT	210	0031162	Mini-Lynx Fast-start 10K Cool White (840)	89
0025894	Lynx-SE Homelight Deluxe (827)	105	0028322	Lynx-D Daylight Deluxe (860)	102	0031163	Mini-Lynx Fast-start 10K Daylight (860)	89
0025895	Lynx-SE Homelight Deluxe (827)	105	0028323	Lynx-D Daylight Deluxe (860)	102	0031165	Mini-Lynx Fast-start 10K Homelight (827)	89
0025896	Lynx-SE Warm White Deluxe (830)	105	0028324	Lynx-D Daylight Deluxe (860)	102	0031167	Mini-Lynx Fast-start 10K Homelight (827)	89
0025897	Lynx-SE Warm White Deluxe (830)	105	0028325	Lynx-D Daylight Deluxe (860)	102	0031168	Mini-Lynx Fast-start 10K Cool White (840)	89
0025898	Lynx-SE Warm White Deluxe (830)	105	0029345	GLS Rough Service	15	0031169	Mini-Lynx Fast-start 10K Daylight (860)	89
0025899	Lynx-SE Warm White Deluxe (830)	105	0029364	GLS Rough Service	15	0031171	Mini-Lynx Fast-start 10K Homelight (827)	89
0025900	Lynx-SE Cool White Deluxe (840)	105	0029385	GLS Rough Service	15	0031173	Mini-Lynx Fast-start 10K Homelight (827)	89
0025901	Lynx-SE Cool White Deluxe (840)	105	0029405	GLS Rough Service	15	0031174	Mini-Lynx Fast-start 10K Cool White (840)	89
0025902	Lynx-SE Cool White Deluxe (840)	105	0031001	ML Compact Fast-start Stick Homelight (827)	90	0031175	Mini-Lynx Fast-start 10K Daylight (860)	89
0025903	Lynx-SE Cool White Deluxe (840)	105	0031003	ML Compact Fast-start Stick Homelight (827)	90	0031176	Mini-Lynx Fast-start 10K Homelight (827)	89
0025904	Lynx-D Homelight Deluxe (827)	102	0031005	ML Compact Fast-start Spiral Homelight (827)	91	0031211	ML GLS Homelight (827)	92
0025905	Lynx-D Homelight Deluxe (827)	102	0031007	ML Compact Fast-start Spiral Homelight (827)	91	0031213	ML GLS Homelight (827)	92
0025906	Lynx-D Homelight Deluxe (827)	102	0031009	ML Compact Fast-start Spiral Homelight (827)	91	0031249	ML Compact Fast-start Spiral Homelight (827)	91
0025907	Lynx-D Homelight Deluxe (827)	102	0031011	ML Compact Fast-start Spiral Homelight (827)	91	0031250	ML Compact Fast-start Spiral Cool White (840)	91
0025908	Lynx-D Warm White Deluxe (830)	102	0031013	ML Compact Fast-start Spiral Homelight (827)	91	0033002	INFRARED REFLECTOR	207
0025909	Lynx-D Warm White Deluxe (830)	102	0031015	ML Compact Fast-start Spiral Homelight (827)	91	0033004	INFRARED REFLECTOR	207
0025910	Lynx-D Warm White Deluxe (830)	102	0031017	ML Compact Fast-start Spiral Cool White (840)	91	0036650	Ball Clear	20
0025911	Lynx-D Warm White Deluxe (830)	102	0031019	ML Compact Fast-start Stick Homelight (827)	90	0036850	Ball Clear	20
0025912	Lynx-D Cool White Deluxe (840)	102	0031021	ML Compact Fast-start Stick Homelight (827)	90	0036950	Ball Clear	20
0025913	Lynx-D Cool White Deluxe (840)	102	0031023	ML Compact Fast-start Stick Homelight (827)	90	0037400	Ball Clear	20
0025914	Lynx-D Cool White Deluxe (840)	102	0031025	ML Compact Fast-start Stick Homelight (827)	90	0037450	Ball Clear	20
0025915	Lynx-D Cool White Deluxe (840)	102	0031027	ML Compact Fast-start Stick Cool White (840)	90	0037500	Ball Clear	20
0025916	Lynx-DE Homelight Deluxe (827)	103	0031029	ML Compact Fast-start Stick Homelight (827)	90	0037610	Ball Clear	20
0025917	Lynx-DE Homelight Deluxe (827)	103	0031031	ML Compact Fast-start Stick Homelight (827)	90	0037650	Ball Clear	20
0025918	Lynx-DE Homelight Deluxe (827)	103	0031033	ML Compact Fast-start Stick Cool White (840)	90	0037700	Ball Clear	20
0025919	Lynx-DE Homelight Deluxe (827)	103	0031035	ML Compact Fast-start Stick Daylight (860)	90	0060500	PAR36	186
0025920	Lynx-DE Warm White Deluxe (830)	103	0031037	ML Compact Fast-start Stick Homelight (827)	90	0060501	PAR36	186
0025921	Lynx-DE Warm White Deluxe (830)	103	0031039	ML Compact Fast-start Stick Homelight (827)	90	0060502	PAR36	186
0025922	Lynx-DE Warm White Deluxe (830)	103	0031041	ML Compact Fast-start Stick Cool White (840)	90	0060503	PAR36	186
0025923	Lynx-DE Warm White Deluxe (830)	103	0031047	GU10 Homelight (827)	97	0060508	PAR36	186
0025924	Lynx-DE Cool White Deluxe (840)	103	0031049	GU10 Homelight (827)	97	0060509	PAR56 LOW VOLTAGE	187
0025925	Lynx-DE Cool White Deluxe (840)	103	0031051	GU10 Homelight (827)	97	0060513	PAR56	188
0025926	Lynx-DE Cool White Deluxe (840)	103	0031053	GU10 Cool White (840)	97	0060514	PAR56	188
0025927	Lynx-DE Cool White Deluxe (840)	103	0031055	ML Ball Homelight (827)	94	0060515	PAR56	188
0025941	Lynx-D White Deluxe (835)	102	0031057	ML Ball Homelight (827)	94	0060522	Optional remote control Unit:	190
0025942	Lynx-D White Deluxe (835)	102	0031059	ML Ball Homelight (827)	94	0060523	Optional remote control Unit:	190
0025943	Lynx-D White Deluxe (835)	102	0031061	ML Ball Homelight (827)	94	0060524	PAR56 12V LED SWIMMING POOL	190
0025945	Lynx-DE White Deluxe (835)	103	0031063	ML Ball Homelight (827)	94	0060526	PAR56 12V LED SWIMMING POOL	190
0025946	Lynx-DE White Deluxe (835)	103	0031064	ML Ball Cool White (840)	94	0925233	Lynx-L Warm White Deluxe (830)	106
0025947	Lynx-DE White Deluxe (835)	103	0031065	ML Ball Homelight (827)	94	0925234	Lynx-L Cool White Deluxe (840)	106
0025948	Lynx-DE Daylight Deluxe (860)	103	0031071	ML GLS Homelight (827)	92	0925235	Lynx-L Warm White Deluxe (830)	106
0025949	Lynx-DE Daylight Deluxe (860)	103	0031073	ML GLS Homelight (827)	92	0925236	Lynx-L Cool White Deluxe (840)	106
0025950	Lynx-DE Daylight Deluxe (860)	103	0031075	ML GLS Homelight (827)	92	0925237	Lynx-L Warm White Deluxe (830)	106
0025951	Lynx-DE Daylight Deluxe (860)	103	0031077	ML GLS Cool White (840)	92	0925238	Lynx-L Cool White Deluxe (840)	106
0026152	ToLEDo GLS	74	0031085	ML Candle Homelight (827)	93	0925461	Lynx-LE Warm White Deluxe (830)	107
0026156	ToLEDo Candle	72	0031087	ML Candle Cool White (840)	93	0925462	Lynx-LE Cool White Deluxe (840)	107
0026160	ToLEDo Candle Bent Tip	72	0031089	ML Candle Homelight (827)	93	0925464	Lynx-LE Warm White Deluxe (830)	107
0026164	ToLEDo Ball	73	0031091	ML Candle Homelight (827)	93	0925465	Lynx-LE Cool White Deluxe (840)	107
0026170	HI-SPOTR RefLED PAR20	78	0031093	ML Candle Homelight (827)	93	9000186	BLACKLIGHT BLUE LAMPS	192
0026172	HI-SPOTR RefLED PAR30	79	0031095	ML Candle Homelight (827)	93	9000358	BLACKLIGHT BLUE LAMPS	192
0026178	ToLEDo Ball	73	0031097	ML Candle Homelight (827)	93	9000526	GERMICIDAL LINEAR	214
0026190	ToLEDo GLS	74	0031099	ML Candle Cool White (840)	93	9002327	GERMICIDAL LINEAR	214
0026260	ML Standard /Economy Homelight (827)	88	0031101	ML Candle Cool White (840)	93	9002460	GERMICIDAL COMPACT	215
0026261	ML Standard /Economy Homelight (827)	88	0031102	ML Candle Cool White (840)	93	9002500	GERMICIDAL LINEAR	214
0026441	ML Standard /Economy Cool White (840)	88	0031103	ML Candle Homelight (827)	93	9007550	Striplights	28
0026484	GROLUX T8/Mini-Lynx Retail Pack Quantity per 20	195	0031107	ML R50 - R80 Reflector	98	9007551	Striplights	28
0027275	REPTISTAR MINI-LYNX	203	0031109	ML R50 - R80 Reflector	98	9007565	Striplights	28
0027276	REPTISTAR MINI-LYNX	203	0031113	ML R50 - R80 Reflector	98	9007590	Striplights	28
0027801	Lynx-T Warm White Deluxe (830)	99	0031115	ML R50 - R80 Reflector	98	9007596	Striplights	28
0027802	Lynx-T Cool White Deluxe (840)	99	0031116	ML Ball Cool White (840)	94	9007597	Striplights	28
0027811	Lynx-T Warm White Deluxe (830)	99	0031117	ML Compact Fast-start Stick Daylight (860)	90	9007607	Striplights	28
0027812	Lynx-T Cool White Deluxe (840)	99	0031118	ML Ball Homelight (827)	94	9020167	PAR36	186
0027816	Lynx-TE Cool White Deluxe (840)	100	0031120	ML R50 - R80 Reflector	98	9061109	PAR64 MAINS VOLTAGE	191
0027817	Lynx-TE Warm White Deluxe (830)	100	0031121	ML Candle Homelight (827)	93	9061127	PAR64 MAINS VOLTAGE	191
0027821	Lynx-TE Cool White Deluxe (840)	100	0031122	ML GLS Cool White (840)	92	9061128	PAR64 MAINS VOLTAGE	191
0027822	Lynx-TE Warm White Deluxe (830)	100	0031123	ML Compact Fast-start Spiral Homelight (827)	91	9061129	PAR64 MAINS VOLTAGE	191
0027826	Lynx-F Cool White Deluxe (840)	108	0031126	ML Compact Fast-start Stick Homelight (827)	90	9061146	PAR64 MAINS VOLTAGE	191
0027830	Lynx-F Warm White Deluxe (830)	108	0031127	ML Compact Fast-start Stick Homelight (827)	90	9061147	PAR64 MAINS VOLTAGE	191
0027831	Lynx-F Cool White Deluxe (840)	108	0031139	ML Compact Fast-start Spiral Homelight (827)	91	9061148	PAR64 MAINS VOLTAGE	191
0027835	Lynx-F Warm White Deluxe (830)	108	0031140	Mini-Lynx Fast-start 10K Homelight (827)	89	9061532	PAR56 12V SWIMMING POOL	189
0027836	Lynx-F Cool White Deluxe (840)	108	0031141	Mini-Lynx Fast-start 10K Homelight (827)	89			
0027840	Lynx-TE Cool White Deluxe (840)	100	0031143	Mini-Lynx Fast-start 10K Homelight (827)	89			
0027842	Lynx-TE Warm White Deluxe (830)	100	0031144	Mini-Lynx Fast-start 10K Cool White (840)	89			
0027844	Lynx-TE Warm White Deluxe (830)	100	0031146	Mini-Lynx Fast-start 10K Homelight (827)	89			
0027845	Lynx-TE Cool White Deluxe (840)	100	0031147	Mini-Lynx Fast-start 10K Homelight (827)	89			
0027851	Lynx-TE FSD Warm White Deluxe (830)	101	0031148	Mini-Lynx Fast-start 10K Cool White (840)	89			



A more extensive special applications catalogue is available from your local Sylvania office (English language version)

SPECIAL PRODUCTS



PHOTO OPTIC

Hi-Spot ES50 GU10 Coloured	184	PAR 56 12V Swimming Pool	189
PAR 38 Coloured	185	PAR 56 12V LED Swimming Pool	190
PAR 36 Low Voltage	186	PAR 64 Mains Voltage	191
PAR 56 Low Voltage	187	Blacklight Blue Lamps	192
PAR 56 Mains Voltage	188	T8 Coloured	193

184-193



AQUARIUM & TERRARIUM

GroLux T5	194	Reptistar T8	202
GroLux T8 MiniLynx	195	Reptistar MiniLynx	203
Aquastar T5	196	Reptistar Mixed	204
Aquastar T8	197	AquaArc	205
Daylightstar T8	198	CoralArc	206
Coralstar T5	199	Infrared Reflector	207
Coralstar T8	200	Activa-Seasonal Affective disorder	208
Marinestar T5 15000K	201		

194-208



DISINFECTION & INSECT TRAPPING

Blacklight BL350 Linear & Circline	209	Blacklight BL350 & BL368	
Blacklight BL350 Compact	210	FEP Toughcoat™	213
Blacklight BL368		Germicidal Linear	214
Linear & Circline	211	Germicidal Compact	215
Blacklight BL368 Compact	212		

207-213



FOOD DISPLAY

Gourmet 175	216	Food Star 176	217
-------------	-----	---------------	-----

214-215



GENERAL INTRODUCTION

In addition to offering one of the widest ranges of conventional lamps, Sylvania also offers a comprehensive range of lamps to meet a diverse range of specialist applications. This special product range includes major categories such as Photo-Optic, Petcare and Sun Tanning lamps, as well as a multitude of other more specialized niche products. The key to the success of these products depends very much on satisfying the unique requirements of our Speciality customers. Critical factors in this process are: quality assurance, reliability, highly skilled sales support and a dependable distribution network.

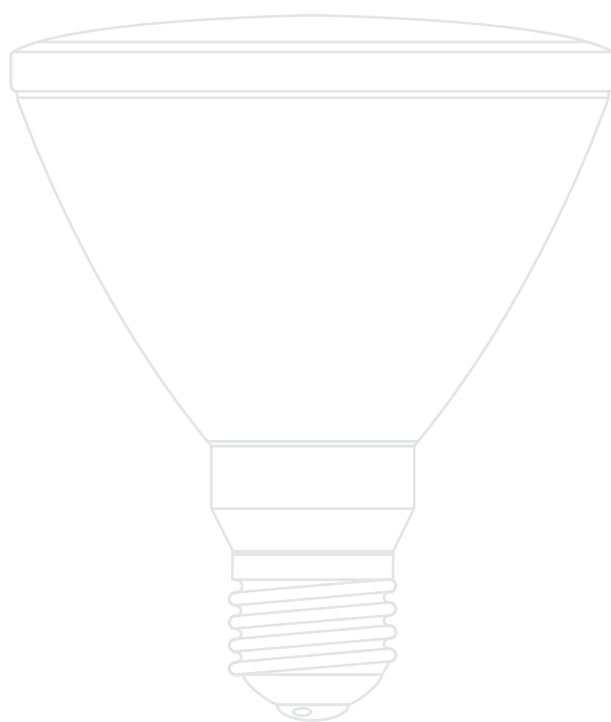




PHOTO OPTIC

Sylvania offers a wide and competitive range of lamps specifically designed for photo and projection applications. Used by photographers and in film and slide projectors; photo labs and mini-labs are also an important application. The market for studio, stage, theatre and disco is rapidly growing with demand now shifting towards high pressure metal halide lamps. BriteArc is the ideal solution for these applications. With a small arc gap, it is ideal to optimally concentrate the light and produce a strong beam.



AQUARIUM & TERRARIUM

If you need to replace natural light – whether for plants, aquariums or terrariums – Sylvania has an extensive collection of lighting solutions available for you. For example, Sylvania's GRO-LUX is a world leader in plant illumination. Proper light and UV-radiation is very important for fish and reptiles. Our lighting engineers have developed lamps with specific light spectra for the most diverse uses. Either independently or in combination, Sylvania Aquarium and Terrarium lamps deliver the best results for complex biological requirements. Whether for plants, fish, corals, reptiles, or the entire biotope of aquariums and terrariums - with Sylvania you'll find the appropriate lighting.



INSECT TRAPPING AND DISINFECTION

Flying insects such as the common house fly, wasps, midges etc. carry up to 4 million pathogenic bacteria. Their presence is totally unacceptable in areas where hygiene is paramount. Sylvania offer a wide range of UV-A lamps in various lengths and diameters to attract these insects. Sylvania lamps are utilised in many brands of insect traps.

Micro-organisms such as bacteria, moulds, yeasts etc can be destroyed or removed by physical, biological, and chemical methods. UV-C radiation destroys or inactivates the micro organism so that it can no longer multiply. Our extensive range of germicidal and blacklight lamps are ideal for generating the right sterilising effect.



FOOD DISPLAY

With a modified special spectrum, food display lamps are the perfect lighting for butchers, bakeries and supermarkets. In particular, meat products can be displayed very attractively using this form of specialist lamp. Food display lamps have an excellent colour rendering and are direct retrofit for conventional T8 lamps.

HI-SPOT

ES50 GU10 COLOURED



FEATURES

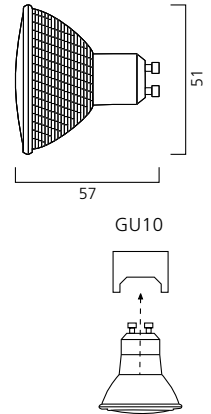
- Transparent lens in real natural coloured glass
- Pure, saturated beam colours without the usual rainbow-effect halo
- Four colours available: red, yellow, green and blue
- Unique, patented, computer designed spiral faceted aluminised reflector
- Available in medium flood version: 25°

APPLICATIONS

- To bring a touch of colour in a wide range of applications
- Architectural features
- Discos and clubs
- Decorative lighting

DIRECTIONS FOR USE

- For use in mains voltage fixtures with GU10 base
- Universal burning
- Suitable for exterior use in conjunction with waterproof fixtures
- Can be dimmed using standard dimming switches



25°		Blue	Green	Red	Yellow
443mmØ	1m	30lx	130lx	225lx	550lx
887mmØ	2m	8lx	33lx	56lx	138lx
1330mmØ	3m	3lx	14lx	25lx	61lx
1774mmØ	4m	2lx	8lx	14lx	34lx

HI-SPOT ES50 GU10 COLOURED

Code	Description	Watt	Volt	Beam Angle	Luminous Intensity	Colour	Cap	Average Rated Life	Packing Qty.
0021270	Hi-Spot ES50 50W Blue 240V	50W	240V	25°	30 cd	Blue	GU10	2500 hrs	10
0021271	Hi-Spot ES50 50W Green 240V	50W	240V	25°	130 cd	Green	GU10	2500 hrs	10
0021272	Hi-Spot ES50 50W Red 240V	50W	240V	25°	225 cd	Red	GU10	2500 hrs	10
0021273	Hi-Spot ES50 50W Yellow 240V	50W	240V	25°	550 cd	Yellow	GU10	2500 hrs	10



PAR 38 COLOURED



FEATURES

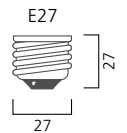
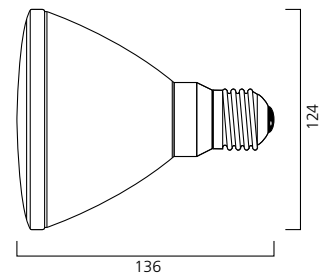
- Parabolic-shaped reflector made from hard glass
- Coloured front lens
- Choice of four colours: Blue, Green Red, and Yellow

APPLICATIONS

- Mainly used in commercial accent lighting
- To create special effects in bars, clubs and discos and in shop window displays

DIRECTIONS FOR USE

- For use in mains voltage fixtures with E27 base
- Universal burning
- E27 cap
- Can be dimmed using standard dimming switche



PAR 38 COLOURED

Code	Description	Watt	Volt	Cap	Packing Qty.
0019650	80W/FL30°PAR38 blue	80W	240V	E27	10
0019651	80W/FL30°PAR38 green	80W	240V	E27	10
0019652	80W/FL30°PAR38 red	80W	240V	E27	10
0019653	80W/FL30°PAR38 yellow	80W	240V	E27	10



PAR 36

Low Voltage



FEATURES

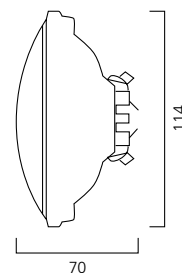
- Pressed glass reflector lamps
- Beam patterns: from very narrow spot through wide angle floods
- Consistency from lamp to lamp
- Economical light source for effects
- Halogen version delivers maintained beam intensity throughout life

APPLICATIONS

- Entertainment and Architectural applications
- Displays
- Museums
- Exhibitions
- Gardens
- Discos

DIRECTIONS FOR USE

- Easy handling
- Can be used with very economical fixtures (PAR cans)



PAR 36

Item description	ANSI	LIF	Watt	Voltage	Beam	Approx. Beam Spread 10% Peak CD	Base
PAR 36 6,4V 30W Disco	H4515	-	30W	6.4V	Very Narrow Spot	5x5°	Screw Terminal
PAR 36 12,8V 30W	H4405	-	30W	12.8V	Very Narrow Spot	6x5°	Screw Terminal
PAR 36 12V 50W VNSP	-	-	50W	12V	Very Narrow Spot	6x6°	Screw Terminal
PAR 36 12V 50W NSP	-	-	50W	12V	Narrow Spot	11x10°	Screw Terminal
PAR 36 12V 50W WFL	-	-	50W	12V	Wide Flood	30x25°	Screw Terminal
PAR 36 120V 650W	DWE	-	650W	120V	Medium Flood	40x30°	Screw Terminal

Code	Item description	Peak Intensity	Watt	Colour Temp	Rated Av. Life	Burning Position	Packing Quantity
0060500	PAR 36 6,4V 30W Disco (H4515)	55000 cd	30W	3200K	200 hrs	Any	12
9020167	PAR 36 12,8V 30W (H 4405)	50000 cd	30W	3200K	100 hrs	Any	12
0060508	PAR 36 12V 50W VNSP	19000 cd	50W	3000K	2000 hrs	Any	12
0060501	PAR 36 12V 50W NSP	11000 cd	50W	3000K	2000 hrs	Any	12
0060502	PAR 36 12V 50W NFL	1300 cd	50W	3000K	2000 hrs	Any	12
0060503	PAR 36 120V 650W	24000 cd	650W	3200k	100 hrs	H15	12

PAR 56

Low Voltage



FEATURES

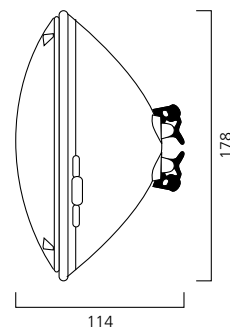
- Pressed glass reflector lamps
- Beam patterns: from very narrow spot through wide angle floods
- Consistency from lamp to lamp
- Instant replaceability without the need to re-focus and re-aim fixtures

APPLICATIONS

- Theatre lighting
- TV and studio
- Entertainment and Architectural applications
- Displays
- Museums
- Churches
- Towers
- Exhibitions
- Gardens
- Discos

DIRECTIONS FOR USE

- Easy handling
- Can be used with very economical fixtures (PAR cans)



PAR 56 LOW VOLTAGE

Item description	ANSI	LIF	Watt	Voltage	Beam	Approx. Beam Spread 10% Peak CD	Base
PAR 56 12V 100W	H4545	-	100W	12V	Spot	9x5°	Screw Terminal

Code	Item description	Peak Intensity	Watt	Colour Temp	Rated Av. Life	Burning Position	Packing Quantity
0060509	PAR 56 12V 100W (4545)	225000 cd	100W	3200K	100 hrs	Any	12



PAR 56

Mains Voltage



FEATURES

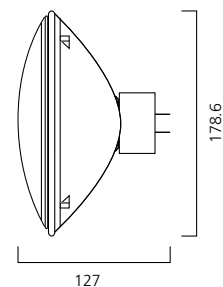
- Pressed glass reflector lamps
- Beam patterns: from very narrow spot through wide angle floods
- Consistency from lamp to lamp
- Instant replaceability without the need to re-focus and re-aim fixtures

APPLICATIONS

- Theatre lighting
- TV and studio
- Entertainment and Architectural applications
- Displays
- Museums
- Churches
- Towers
- Exhibitions
- Gardens
- Discos

DIRECTIONS FOR USE

- Easy handling
- Can be used with very economical fixtures (PAR cans)



PAR 56 MAINS VOLTAGE

Item description	ANSI	LIF	Watt	Voltage	Beam type	Approx. Beam Spread		Base
						10% Peak CD	50% Peak CD	
PAR 56 300W NSP 240V	-	-	300W	240V	Narrow Spot	20°x14°	10°x8°	GX16d
PAR 56 300W MFL 240V	-	-	300W	240V	Medium Flood	34°x19°	23°x11°	GX16d
PAR 56 300W WFL 240V	-	-	300W	240V	Wide Flood	57°x27°	37°x18°	GX16d

Code	Item description	Peak Intensity	Watt	Colour Temp	Rated Av. Life	Burning Position	Packing Quantity
0060513	PAR 56 300W NSP 240V	70000 cd	300W	2750K	2000 hrs	Any	12
0060514	PAR 56 300W MFL 240V	30000 cd	300W	2750K	2000 hrs	Any	12
0060515	PAR 56 300W WFL 240V	10000 cd	300W	2750K	2000 hrs	Any	12



PAR 56

12V Swimming Pool



FEATURES

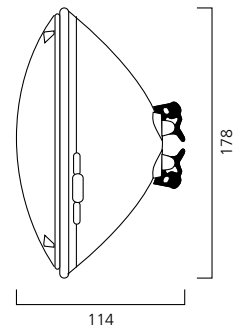
- Low voltage (12V) for safety reasons
- Heat resistant glass
- Sturdily constructed lamp absorbs mechanical shocks
- Wide beam

APPLICATIONS

- Swimming Pools
- Fountains

DIRECTIONS FOR USE

- High running current (25A)



PAR 56 12V SWIMMING POOL

Item description	ANSI	LIF	Watt	Voltage	Approx. Beam Spread Hor. x Vert. Degrees	Base
PAR 56 12V 300W Swimming Pool	-	-	300W	12V	50 x 25	Screw

Code	Item description	Peak Intensity	Watt	Colour Temp	Rated Av. Life	Burning Position	Packing Quantity
9061532	PAR 56 12V 300W Swimming Pool	12000 cd	300W	2850K	1000 hrs	S45	12



PAR 56 12V LED Swimming Pool



FEATURES

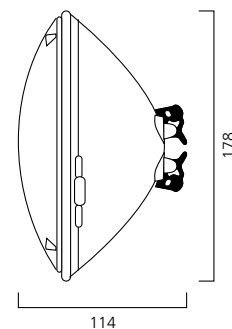
- Choice between RGB or fixed white version
- High power LED retrofit for incandescent PAR lamps
- Produces full spectrum of rich colours or white (multi colours)
- Sylvania patent pending colour control technology
- Simple on/off switching sets colour changing or fixed mode (can be achieved by using a standard switch)
- Optional Sylvania remote control and receiver available
- Identical shape to incandescent PAR56 = easy retrofit
- Unique sealing method guarantees IP68 water-tightness
- Die cast aluminium housing cools LEDs for high output
- Chlorine-resistant materials permits use in swimming pools
- Long lamp lifetime > 25.000 hours
- Low heat generation

APPLICATIONS

- All retrofit PAR56 underwater
- Swimming Pools
- Fountains

DIRECTIONS FOR USE

- Only for use with magnetic (no electronic) transformer
- For adequate cooling, lamp must be operated under water



Remote Control



Receiver

The Sylvania PAR56 LED represents a top class professional development for underwater illumination of swimming pools, fountains etc. By combining high power LEDs of red, green and blue or fixed white colour, together with an internal microprocessor, it is capable of generating the full spectrum of colours. The lamp can be operated in a mode of continuous colour changing, or fixed at any desired colour by briefly switching off and back on again. This is facilitated by the optional Sylvania remote control and receiver.

PAR 56 12V LED SWIMMING POOL

Code	Item description	Watt	Voltage	Current	Peak Intensity	Beam Angle °	Bulb	Base	Packing Qty.
0060526	PAR 56 LED POOL RGB+multicolour	25W	12V	1,15A	1000 cd	25	PAR56	Screw Lugs	6
0060524	PAR 56 LED POOL White colour	25W	12V	1,15A	1000 cd	25	PAR56	Screw Lugs	6

Optional remote control Unit :

0060523	PAR 56 LED Receiver	max. 250W	110/250	max. 1A	50/60Hz	-	-	Screw Terminals	6
0060522	PAR 56 LED Remote Control	-	12V Battery	-	-	-	-	-	6



Red



Green



Multi colour/white

PAR 64

Mains Voltage

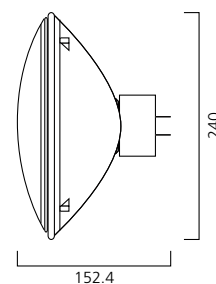


FEATURES

- Pressed glass reflector lamps
- Extremely powerful beam
- Halogen inner capsule, for 100% lumen maintenance through life
- Beam patterns: from very narrow spot through wide angle floods
- Consistency from lamp to lamp
- Instant replaceability without the need to re-focus and re-aim fixtures
- Double internal fused for end of life safety

APPLICATIONS

- Theatre lighting
- TV and studio
- Entertainment and Architectural applications
- Displays
- Museums
- Churches
- Towers
- Exhibitions
- Gardens
- Discos



PAR 64 MAINS VOLTAGE

Item description	ANSI	LIF	Watt	Voltage	Beam type	Approx. Beam Spread		Base
						10% Peak CD	50% Peak CD	
PAR 64 CP86 240V 500W VNSP	-	CP86	500W	240V	Very Narrow Spot	16x13	10x7	Gx16d
PAR 64 CP87 240V 500W NSP	-	CP87	500W	240V	Narrow Spot	19x16	11x9	Gx16d
PAR 64 CP88 240V 500W MFL	-	CP88	500W	240V	Medium Flood	32x19	21x10	Gx16d
PAR 64 CP60 240V 1000W NSP	EXC	CP60	1000W	240V	Narrow Spot	20x17	12x6	Gx16d
PAR 64 CP61 240V 1000W SP	EXD	CP61	1000W	240V	Spot	23x20	14x7	Gx16d
PAR 64 CP62 240V 1000W MFL	EXE	CP62	1000W	240V	Medium Flood	39x24	28x12	Gx16d
PAR 64 CP95 240V 1000W XWFL	EXG	CP95	1000W	240V	Extra Wide Flood	125x95	70x70	Gx16d

Code	Item description	Peak Intensity	Watt	Colour Temp	Rated Av. Life	Burning Position	Packing Quantity
9061146	PAR 64 CP86 240V 500W VNSP	240000 cd	500W	3200K	300 hrs	Any	6
9061147	PAR 64 CP87 240V 500W NSP	140000 cd	500W	3200K	300 hrs	Any	6
9061148	PAR 64 CP88 240V 500W MFL	65000 cd	500W	3200K	300 hrs	Any	6
9061109	PAR 64 CP60 240V 1000W NSP	400000 cd	1000W	3200K	300 hrs	Any	6
9061127	PAR 64 CP61 240V 1000W SP	275000 cd	1000W	3200K	300 hrs	Any	6
9061128	PAR 64 CP62 240V 1000W MFL	130000 cd	1000W	3200K	300 hrs	Any	6
9061129	PAR 64 CP95 240V 1000W	15000 cd	1000W	3200K	300 hrs	Any	6

BLACKLIGHT BLUE LAMPS



FEATURES

- The lamps efficiently emit near ultraviolet radiation at 315nm-400nm with strong photochemical and fluorescent effects
- The special deep blue filter glass absorbs visible rays and transmits near (UV-A) ultraviolet rays only
- Shape, electrical characteristics and lighting circuits similar to general fluorescent lamps

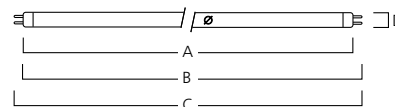


Fig. 1


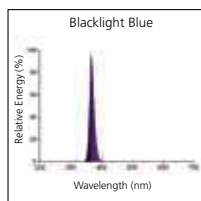


Fig. 2

APPLICATIONS

- Special effects
- Counterfeit detection in philately, bank notes, papers, etc.
- Leak and crack detection
- Excitation of fluorescent paints in dark rooms
- Revealing fluorescence of drawings on textiles
- Geological investigation of stones and rocks



Blacklight Blue lamps differ from standard fluorescent lamps only in the type and composition of phosphor used. The bulb is made of special dark-blue filter glass that absorbs practically all of the visible light, yet freely transmits the ultraviolet radiation. Fixture requirements are simple since the lamp is a completely self-contained blacklight unit.

BLACKLIGHT BLUE LAMPS

Item description	Watt	Voltage	Current	Spectral Peak nm	Cap	UV-A Irradiance at 1 meter $\mu\text{W}/\text{cm}^2$	Life
F4 T5 BLB	4W	29V	0.170A	365	G5	≥ 4.5	5000 hrs
F6 T5 BLB	6W	42V	0.160A	365	G5	≥ 7	5000 hrs
F8 T5 BLB	8W	56V	0.145A	365	G5	≥ 10	5000 hrs
F15 T8 BLB	15W	55V	0.310A	365	G13	≥ 22.5	7000 hrs
F18 T8 BLB	18W	57V	0.370A	365	G13	≥ 34.5	7000 hrs
F30 T8 BLB	30W	96V	0.365A	365	G13	≥ 36.5	8000 hrs
F36 T8 BLB	36W	103V	0.430A	365	G13	≥ 39	8000 hrs
F20 T12 BLB	20W	57V	0.370A	350	G13	≥ 15.5	7000 hrs
F40 T12 BLB	40W	103V	0.420A	350	G13	≥ 17.5	8000 hrs
LYNX-S 9W BLB	9W	60V	0.170A	365	G23	≥ 8.5	8000 hrs
LYNX-S 11W BLB	11W	90V	0.155A	365	G23	≥ 17.5	8000 hrs

Code	Item description	Dimensions				Figure Nr.	Packing Quantity
		A (mm)	L B(mm)	C(mm)	D(mm)		
000008	F4 T5 BLB	136	143	150	16	1	50
000018	F6 T5 BLB	212	219	226	16	1	50
000024	F8 T5 BLB	288	295	303	16	1	50
000077	F15 T8 BLB	437	445	452	26	1	100
0000698	F18 T8 BLB	590	597	604	26	1	100
0000158	F30 T8 BLB	895	902	909	26	1	25
0000699	F36 T8 BLB	1199	1207	1214	26	1	25
9000358	F20 T12 BLB	590	599	604	41	1	25
9000186	F40 T12 BLB	1199	1207	1214	41	1	25
0025043	LYNX-S 9W BLB	145	167	28	12	2	200
0025042	LYNX-S 11W BLB	215	237	28	12	2	200

T8 COLOURED



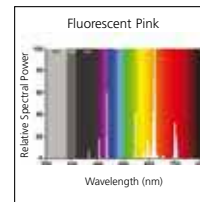
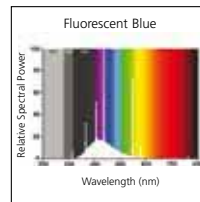
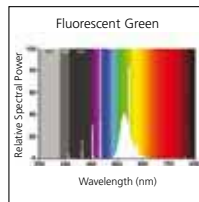
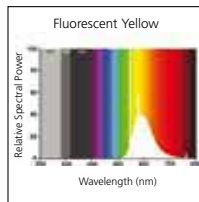
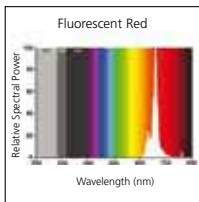
FEATURES

- High quality fluorescent tubes
- Long life
- Available in five colours: Blue, Green, Red, Pink and Yellow

APPLICATIONS

- To create special lighting effects in shop windows, bars, fairground attractions, dance halls and discotheques

G13	18W	36W	58W
L	590	1200	1500
D	26	26	26




T8 COLOURED

Code	Item description	Watt	Colour	Cap	Luminous Flux	Packing Qty.
0002572	F18W/T8/R	18W	Red	G13	30 lm	25
0002573	F36W/T8/R	36W	Red	G13	70 lm	25
0002574	F58W/T8/R	58W	Red	G13	100 lm	25
0002561	F18W/T8/Y	18W	Yellow	G13	750 lm	25
0002565	F36W/T8/Y	36W	Yellow	G13	1550 lm	25
0002569	F58W/T8/Y	58W	Yellow	G13	2500 lm	25
0002562	F18W/T8/G	18W	Green	G13	1200 lm	25
0002566	F36W/T8/G	36W	Green	G13	2800 lm	25
0002570	F58W/T8/G	58W	Green	G13	4000 lm	25
0002563	F18W/T8/B	18W	Blue	G13	300 lm	25
0002567	F36W/T8/B	36W	Blue	G13	700 lm	25
0002571	F58W/T8/B	58W	Blue	G13	1000 lm	25
0002560	F18W/T8/P	18W	Pink	G13	750 lm	25
0002564	F36W/T8/P	36W	Pink	G13	1700 lm	25
0002568	F58W/T8/P	58W	Pink	G13	2600 lm	25



GROLUX

T5



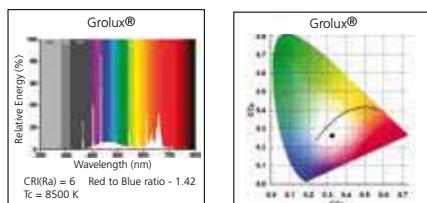
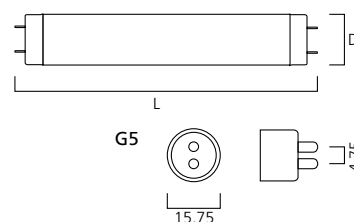
FEATURES

- High level of blue and red radiation helps promote healthy plant growth
- Strengthens the natural colours of aquatic plants and fish in aquariums
- Promotes the process of photo synthesis in plants
- Oldest, but most optimal light colour for plants and aquaria
- T5 - FHO: high output and lumen per watt in comparison to T8 versions
- New **T5 /8** : 50% more light output in comparison to the same length in T8. Ideal for the new generation of aquaria with T5 lamps, but in the length of T8 lamps. The ideal fit of the lamps in the aquarium results in a perfect illumination of the aquarium

APPLICATIONS

- For lighting of fresh water aquariums
- Complete or additional artificial lighting of plants
- Recommended also for use in greenhouses, indoor gardens, flower

T5 standard	8W	24W	39W	54W	80W	
L	288	549	849	1149	1449	
D	16	16	16	16	16	
T5 /8	24W	28W	35W	45W	54W	54W
L	438	590	742	895	1047	1200
D	16	16	16	16	16	16



GROLUX T5

Industrial Pack Qty. per 25	Retail Pack Qty. per 10	Item description	Comparable Wattage in T8	Watt	Colour	Cap	Diameter
0000026	-	F8W/GRO	-	8W	GroLux	G5	T5
0002740	0000728	FHO24W/GRO	-	24W	GroLux	G5	T5
0002743	0000729	FHO39W/GRO	-	39W	GroLux	G5	T5
0002746	0000730	FHO54W/GRO	-	54W	GroLux	G5	T5
0002749	-	FHO80W/GRO	-	80W	GroLux	G5	T5
-	0002821	F24W T5 /8 Gro-Lux	15	24W	GroLux	G5	T5
-	0002823	F28W T5 /8 Gro-Lux	18	28W	GroLux	G5	T5
-	0002825	F35W T5 /8 Gro-Lux	25	35W	GroLux	G5	T5
-	0002827	F45W T5 /8 Gro-Lux	30	45W	GroLux	G5	T5
-	0002829	F54W T5 /8 Gro-Lux	38	54W	GroLux	G5	T5
-	0002831	F54W T5 /8 Gro-Lux	36	54W	GroLux	G5	T5

Packaging Note: The sleeve pictured is for retail sales.



GROLUX

T8/MiniLynx

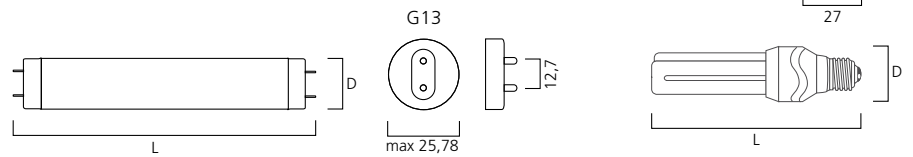


FEATURES

- High level of blue and red radiation helps promote healthy plant growth
- Strengthens the natural colours of aquatic plants and fish in aquariums
- Promotes the process of photo-synthesis in plants
- Oldest, but most optimal light colour for plants and aquaria

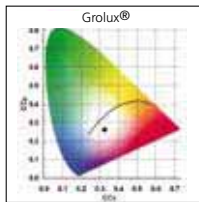
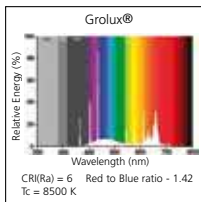
APPLICATIONS

- For lighting of fresh water aquariums
- Complete or additional artificial lighting of plants
- Recommended for use in greenhouses, indoor gardens, flower shows and conservatories



T8	14W	15W	18W	25W	30W	36W	38W	58W
L	361	438	590	742	895	1200	1047	1500
D	26	26	26	26	26	26	26	26

Minilyn	18W
L	178
D	38



GROLUX T8/MINILYNX

Industrial Pack Qty. per 25	Retail Pack Qty. per 10	Retail Pack Qty. per 20	Item description	Watt	Colour	Cap	Diameter
0000043	0000707	-	F14W/GRO	14W	Gro-Lux	G13	T8
0000069	0000708	-	F15W/GRO	15W	Gro-Lux	G13	T8
0001523	0000709	-	F18W/GRO	18W	Gro-Lux	G13	T8
0001679	0000710	-	F25W/30"/GRO	25W	Gro-Lux	G13	T8
0000150	0000711	-	F30W/GRO	30W	Gro-Lux	G13	T8
0001524	0000712	-	F36W/GRO	36W	Gro-Lux	G13	T8
0002213	0000713	-	F38W/GRO	38W	Gro-Lux	G13	T8
0001525	0000714	-	F58W/GRO	58W	Gro-Lux	G13	T8
-	-	0026484	Minilyn 18W/GRO	18W	Gro-Lux	E27	-

Packaging Note: The sleeve pictured is for retail sales.



AQUASTAR

T5



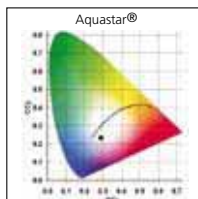
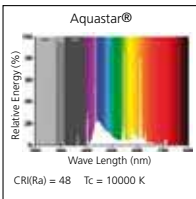
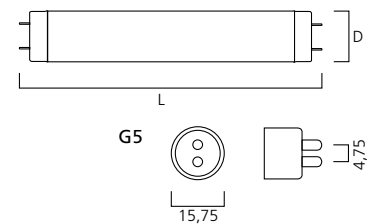
FEATURES

- Light colour: 10000 Kelvin (simulating the tropical light spectrum)
- Promotes the growth of coral and aquatic plants through natural red and blue sections of the light spectrum
- Excellent lighting performance
- T5 - FHO: high output and lumen per watt in comparison to T8 versions
- New **T5 /8** : 50% more light output in comparison to the same length in T8. Ideal for the new generation of aquaria with T5 lamps, but in the length of T8 lamps. The ideal fit of the lamps in the aquarium results in a perfect illumination of the aquarium

APPLICATIONS

- For all biological organisms in fresh and marine water aquariums
- Excellent results in combination with Daylightstar

T5 standard	24W	39W	54W	80W		
L	549	849	1149	1449		
D	16	16	16	16		
T5 /8	24W	28W	35W	45W	54W	54W
L	438	590	742	895	1047	1200
D	16	16	16	16	16	16



AQUASTAR T5

Industrial Pack Qty. per 25	Retail Pack Qty. per 10	Item description	Comparable Wattage in T8	Watt	Colour Temp	Light Output	Cap	Diameter
0002741	0002752	FHO24W/Aquastar	-	24W	10000K	1120 lm	G5	T5
0002744	0002753	FHO39W/Aquastar	-	39W	10000K	1960 lm	G5	T5
0002747	0002754	FHO54W/Aquastar	-	54W	10000K	2800 lm	G5	T5
0002750	-	FHO80W/Aquastar	-	80W	10000K	3500 lm	G5	T5
-	0002820	F24W T5 /8 Aquastar	15	24W	10000K	900 lm	G5	T5
-	0002822	F28W T5 /8 Aquastar	18	28W	10000K	1200 lm	G5	T5
-	0002824	F35W T5 /8 Aquastar	25	35W	10000K	1700 lm	G5	T5
-	0002826	F45W T5 /8 Aquastar	30	45W	10000K	2100 lm	G5	T5
-	0002828	F54W T5 /8 Aquastar	38	54W	10000K	2500 lm	G5	T5
-	0002830	F54W T5 /8 Aquastar	36	54W	10000K	2900 lm	G5	T5

Packaging Note: The sleeve pictured is for retail sales.



AQUASTAR

T8

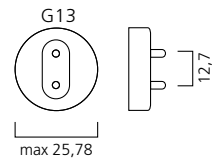


FEATURES

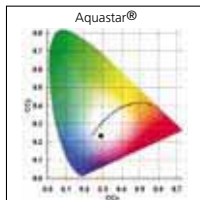
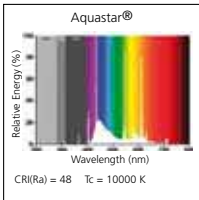
- Light colour: 10000 Kelvin (simulating the tropical light spectrum)
- Promotes the growth of coral and aquatic plants through natural red and blue sections of the light spectrum
- Excellent lighting performance

APPLICATIONS

- For all biological organisms in fresh and marine water aquariums



T8	14W	15W	18W	25W	30W	36W	38W	58W
L	361	438	590	742	895	1200	1047	1500
D	26	26	26	26	26	26	26	26



AQUASTAR T8

Industrial Pack Qty. per 25	Retail Pack Qty. per 10	Item description	Watt	Colour Temp	Light Output	Cap	Diameter
0002212	0000727	F14W/Aquastar	14W	10000K	525 lm	G13	T8
0002224	0000643	F15W/Aquastar	15W	10000K	650 lm	G13	T8
0002221	0000644	F18W/Aquastar	18W	10000K	900 lm	G13	T8
0002226	0000645	F25W/30"/Aquastar	25W	10000K	1500 lm	G13	T8
0002225	0000646	F30W/Aquastar	30W	10000K	1700 lm	G13	T8
0002222	0000647	F36W/Aquastar	36W	10000K	2200 lm	G13	T8
0002185	0000648	F38W/Aquastar	38W	10000K	2100 lm	G13	T8
0002223	0000649	F58W/Aquastar	58W	10000K	3550 lm	G13	T8

Packaging Note: The sleeve pictured is for retail sales.



DAYLIGHTSTAR

T8

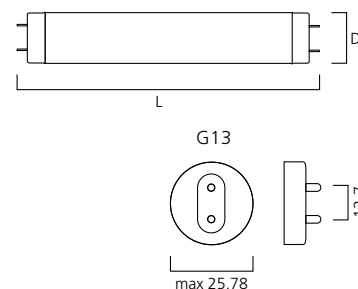


FEATURES

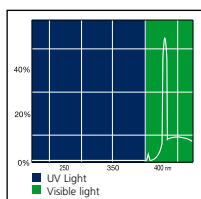
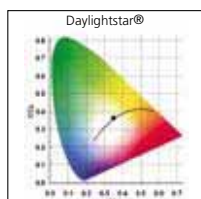
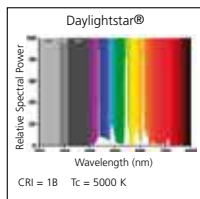
- Reduces algae growth through a special UV-STOP protective sleeve
- Allows fish and plants to be seen in their true colours (high colour rendition)
- 5000K triphosphor lamp with a daylight character
- High colour rendition
- Long life

APPLICATIONS

- For use in fresh water aquariums
- In combination with Grolux® it produces a well balanced and optimal aquarium life



T8	15W	18W	30W	36W
L	438	590	895	1200
D	26	26	26	26



DAYLIGHTSTAR T8


Industrial Pack Qty. per 25	Retail Pack Qty. per 10	Item description	Watt	Colour	Cap	Diameter
-	0000715	F15W/Daylightstar	15W	Daylightstar	G13	T8
-	0000716	F18W/Daylightstar	18W	Daylightstar	G13	T8
-	0000717	F30W/Daylightstar	30W	Daylightstar	G13	T8
-	0000718	F36W/Daylightstar	36W	Daylightstar	G13	T8

Packaging Note: The sleeve pictured is for retail sales.



CORALSTAR

T5



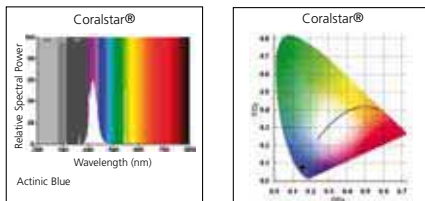
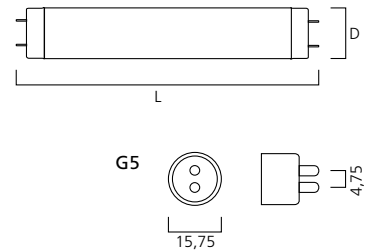
FEATURES

- Reproduces light conditions found at coral reefs through actinic blue light
- Promotes the growth of coral and invertebrates by supporting the growth of zooxanthellae
- See coral in its true colour(s)
- T5 - FHO: high output and lumen per watt in comparison to T8 versions
- New **T5 /8** : 50% more light output in comparison to the same length in T8. Ideal for the new generation of aquaria with T5 lamps, but in the length of T8 lamps. The ideal fit of the lamps in the aquarium results in a perfect illumination of the aquarium

APPLICATIONS

- Lighting to promote growth of coral and invertebrates in marine water aquariums

T5 standard	24W	39W	54W	80W
L	549	849	1149	1449
D	16	16	16	16
T5 /8	24W	45W	54W	
L	590	895	1200	
D	16	16	16	



CORALSTAR T5

Industrial Pack Qty. per 25	Retail Pack Qty. per 10	Item description	Comparable Wattage in T8	Watt	Colour	Cap	Diameter
0002742	-	FHO24W/Coralstar	-	24W	Actinic	G5	T5
0002745	0002755	FHO39W/Coralstar	-	39W	Actinic	G5	T5
0002748	0002756	FHO54W/Coralstar	-	54W	Actinic	G5	T5
0002751	-	FHO80W/Coralstar	-	80W	Actinic	G5	T5
-	0002757	F28W T5 /8 Coralstar	18	28W	Actinic	G5	T5
-	0002758	F45W T5 /8 Coralstar	30	45W	Actinic	G5	T5
-	0002759	F54W T5 /8 Coralstar	36	54W	Actinic	G5	T5

Packaging Note: The sleeve pictured is for retail sales.



CORALSTAR

T8

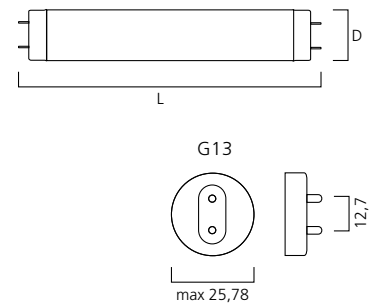


FEATURES

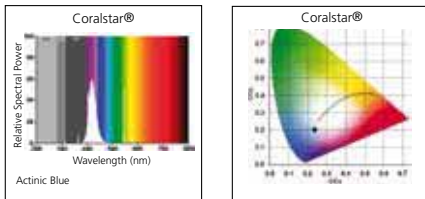
- Reproduces light conditions found at coral reefs through actinic blue light
- Promotes the growth of coral and invertebrates by supporting the growth of zooxanthellae
- See coral in its true colour(s)

APPLICATIONS

- Lighting to promote growth of coral and invertebrates in marine water aquariums



T8	18W	30W	36W
L	590	895	1200
D	26	26	26



CORALSTAR T8

Industrial Pack Qty. per 25	Retail Pack Qty. per 10	Item description	Watt	Colour	Cap	Diameter
-	0000719	F18W/Coralstar	18W	Actinic	G13	T8
-	0000725	F30W/Coralstar	30W	Actinic	G13	T8
-	0000726	F36W/Coralstar	36W	Actinic	G13	T8

Packaging Note: The sleeve pictured is for retail sales.



MARINESTAR

T5 15000K



universal




FEATURES

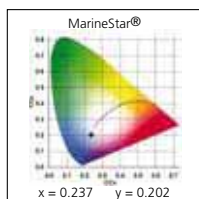
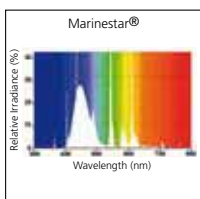
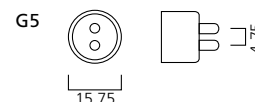
- Ideal lamp for marine lighting.
- High colour rendering of the marine aquatic environment
- High colour temperature: 15000K
- Reproduces light conditions found at coral reefs through radiation in the 420-510 nm wavelength.
- Promotes the growth of coral and invertebrates by supporting the growth of zooxanthellae.
- Much bright light output than Coralstar and less blue

APPLICATIONS

- Lighting of marine water aquaria



T5 standard	24W	39W	54W	80W
L	549	849	1149	1449
D	16	16	16	16



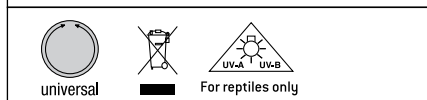
MARINESTAR T5 1500K

Code	Item description	Watt	Colour	Cap	Diameter
0002720	FHO24W/MarineStar	24W	15000K	G5	T5
0002721	FHO39W/MarineStar	39W	15000K	G5	T5
0002722	FHO54W/MarineStar	54W	15000K	G5	T5
0002723	FHO80W/MarineStar	80W	15000K	G5	T5



REPTISTAR

T8



FEATURES

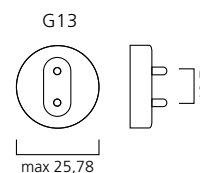

- Promotes vitamin D3 production which aids good health, growth and the general well-being of reptiles in terrariums through a high content of UVB (up to 5%) and UVA (up to 30%)
- This full spectrum (6500 K) lamp improves the natural appearance of reptiles
- Shows reptiles in their true colours

APPLICATIONS

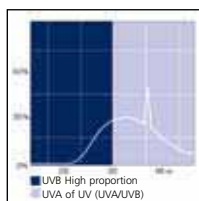
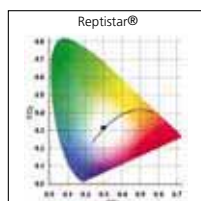
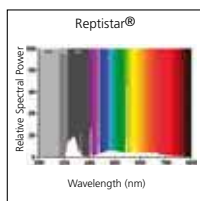
- For the artificial lighting of reptiles in terrariums

DIRECTIONS FOR USE

- This lamp emits UV-radiation. Avoid exposure to skin and eyes.



T8	15W	18W	30W	36W
L	438	590	895	1200
D	26	26	26	26



REPTISTAR T8

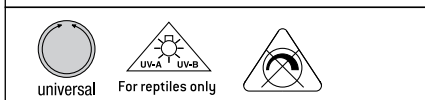
Code	Item description	Watt	Colour	Cap	Light output	Ordering Quantity	Diameter
0000731	F15W/Reptistar	15W	Reptistar	G13	300 lm	10	T8
0000732	F18W/Reptistar	18W	Reptistar	G13	450 lm	10	T8
0000733	F30W/Reptistar	30W	Reptistar	G13	700 lm	10	T8
0000734	F36W/Reptistar	36W	Reptistar	G13	1000 lm	10	T8

Packaging Note: The sleeve pictured is for retail sales.



REPTISTAR

MiniLynx



FEATURES

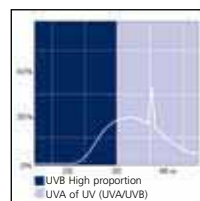
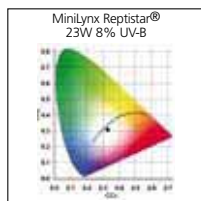
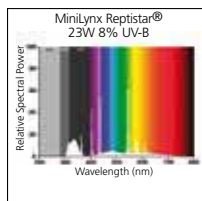
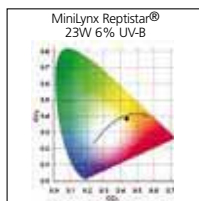
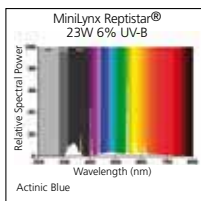
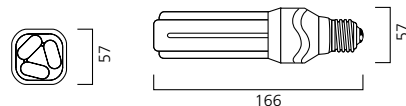
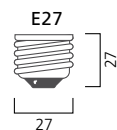
- High UV-B radiation. UV-B peak intensity @ 100mm: 160 $\mu\text{W}/\text{cm}^2$ for 6% version and 200 $\mu\text{W}/\text{cm}^2$ for the 8% version
- Works on the mains (220-240V) without any special supplementary ballast
- Easy handling: E27 cap
- Effective lamp life: 4000 hrs*

APPLICATIONS

- Provides the necessary UV-B radiation for reptiles in a terrarium in order to keep them healthy
- Two versions (6% and 8%) in order to adapt to the type of reptile
- Also used in certain industrial applications

DIRECTIONS FOR USE

- This lamp emits UV-radiation. Avoid exposure to skin and eyes
- Not suitable for household room illumination
- Burning position: unrestricted
- Lamps comply with EN 60968 (Safety Requirement) and EN 60969 (Performance Requirements) and CE regulations
- Effective life: time to 50% of 100 hours UVB output



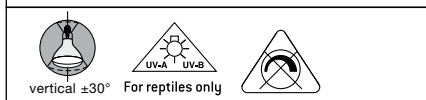
REPTISTAR MINILYNX

Code	Item description	Watt	Mains Voltage	Current	Cap	Colour Temp	Luminous Flux	CRI Class	Spectral Power UV-A At 100mm in $\mu\text{W}/\text{cm}^2$	Spectral Power UV-B At 100mm in $\mu\text{W}/\text{cm}^2$	Packing Qty.
0027275	MiniLynx 23W Reptistar 6%UV-B	23W	220-240V	57mA	E27	6500K	600 lm	1b	610	160	10
0027276	MiniLynx 23W Reptistar 8%UV-B	23W	220-240V	57mA	E27	6500k	540 lm	1b	750	200	10



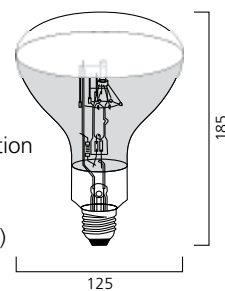
REPTISTAR

Mixed



FEATURES

- Tungsten filament provides infra-red radiation
- Mercury discharge provides ultra-violet radiation
- Powerful UV-B generation but without dangerous UV-C output
- Optimal beam angle of 35-45° for maximum utilisation of the radiation
- Self-ballasted design operates directly on the mains
- Easy handling: E27 screw cap
- Pleasant colour temperature of 4000K (100W) and 4200K (160W)

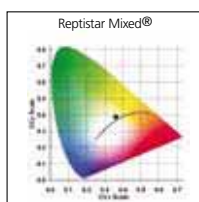
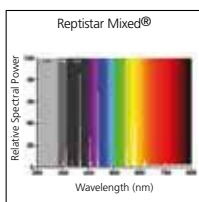


APPLICATIONS

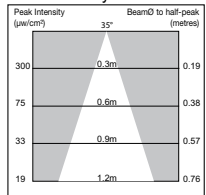
- Provides the necessary radiation for reptiles and birds in captivity
 - UV-B: Production of Vitamin D3 to maintain healthy skin and bones
 - Infra Red: Provides the warmth which cold-blooded animals are used to in nature
- Horticulture
- Photochemical scientific

DIRECTIONS FOR USE

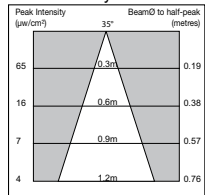
- Burning position: VBU ± 30°
- Do not stay in the close vicinity of a burning lamp for prolonged periods.
- Protect operating lamp from splashes and liquids.
- Lamps must not be used for personal tanning applications
- Not suitable for household room illumination



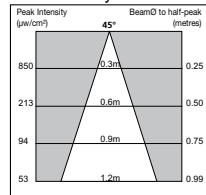
UV-A Intensity Distri. 100W



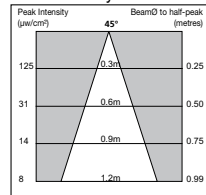
UV-B Intensity Distri. 100W



UV-A Intensity Distri. 160W



UV-B Intensity Distri. 160W

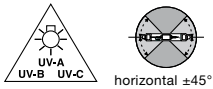


REPTISTAR MIXED

Code	Item description	Watt	Operating Voltage	Current	Cap	Colour Temp	Beam Angle	Peak Intensity	UV-B Peak Intensity At 30cm $\mu\text{W}/\text{cm}^2$	Rated Average Life	Packing Qty.
0020421	HSB-R Reptistar Mixed	100W	225-235V	0,48A	E27	4000K	35°	600 cd	65	6000 hrs	6
0020422	HSB-R Reptistar Mixed	160W	225-235V	0,77A	E27	4200K	45°	900 cd	125	6000 hrs	6



AQUA ARC



FEATURES

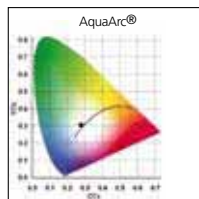
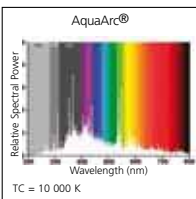
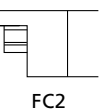
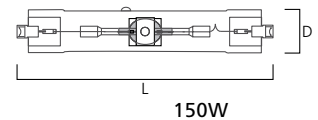
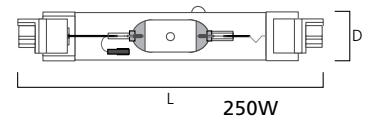
- High light output and good efficiency
- High colour rendering
- Very high colour stability over the whole lamp life
- High colour temperature (10000 K)
- Point-source of light creates attractive shadow effect of water ripples on the aquarium bed

APPLICATIONS

- For use in fresh and seawater aquaria
- Strong directional light which penetrates deep into large tanks
- Lifelike appearance of fish, corals and plants

DIRECTIONS FOR USE

- Burning position: horizontal $\pm 45^\circ$
- External ignitor only
- Only use in luminaires fitted with protective cover glass
- Ensure the lamp envelope is cleaned of finger prints before use
- Lamps should be operated with the arc tube tip-off pointing up-see instructions supplied with lamp
- This lamp emits UV-radiation. Avoid exposure to skin and eyes
- Not suitable for household room illumination



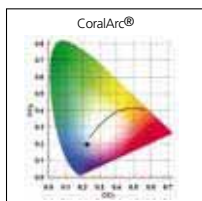
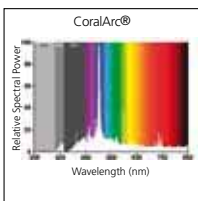
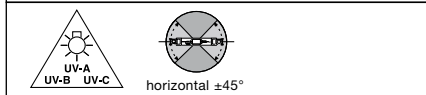

	150W	250W
L	135	162
D	25	28

AquaArc

Code	Item description	Watt	Voltage	Current	Cap	Bulb finish	Colour Temp	Chromaticity Coordinate		Light output	Packing Qty.
								x	y		
0021049	HSI-TD 150W AquaArc	150W	100V	1.80A	RX7s	clear	10000K	0.277	0.311	9000 lm	10
0021050	HSI-TD 250W AquaArc	250W	100V	3.00A	Fc2	clear	10000K	0.275	0.323	14000 lm	10



CORALARC



FEATURES

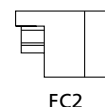
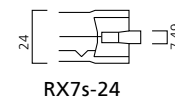
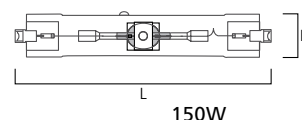
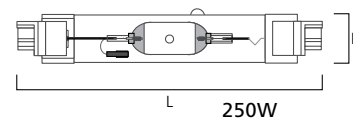
- Very high colour temperature 20000K (bluish light)
- Very high colour stability over the entire lamp life
- Enhanced colour rendition
- Point-source of light creates attractive shadow effect of water ripples on the aquarium bed

APPLICATIONS

- For use in sea water aquaria
- Provides the specific spectrum (400-480 nm) necessary to achieve the blue chlorophyll absorption for zooxanthellae symbioses to develops

DIRECTIONS FOR USE

- Burning position: horizontal $\pm 45^\circ$
- External ignitor only
- Only use in luminaires fitted with protective cover glass
- Ensure the lamp envelope is cleaned of finger prints before use
- Lamps should be operated with the arc tube tip-off up - see instructions supplied with lamp
- This lamp emits UV-radiation. Avoid exposure to skin and eyes
- Not suitable for household room illumination




	150W	250W
L	135	162
D	25	28

CoralArc

Code	Item description	Watt	Voltage	Current	Cap	Bulb finish	Colour	Chromaticity Coordinate x y	Light output	Packing Qty.
0021028	HSI-TD 150W CoralArc	150W	100V	1.80A	RX7s	clear	blue	0.261 0.257	5400 lm	10
0021029	HSI-TD 250W CoralArc	250W	100V	3.00A	Fc2	clear	blue	0.257 0.243	8000 lm	10



INFRARED Reflector



FEATURES

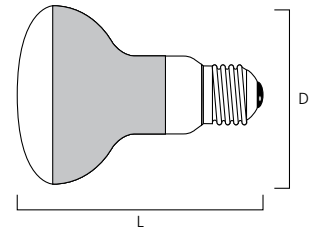
- Converts electric current into infrared radiation

APPLICATIONS

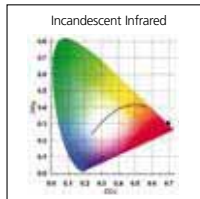
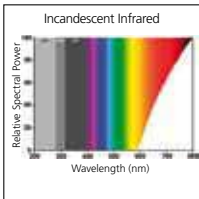
- Provides the necessary infrared radiation for reptiles in terrariums and for other pets like hamsters, mice etc

DIRECTIONS FOR USE

- Not suitable for household room illumination




	100W	150W	250W
L	130	181	181
D	95	125	125



INFRARED REFLECTOR

Code	Item description		Watt	Voltage	Cap	Packing Quantity
0033004	Refl. 100W R 95	Infrared	100W	230V	E27	20
0033002	Refl. 150W R 125	Infrared	150W	230V	E27	10



ACTIVA

Seasonal Affective Disorder (SAD)



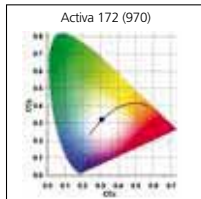
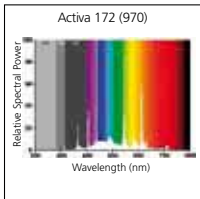
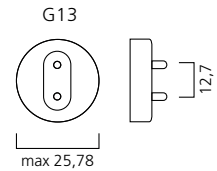
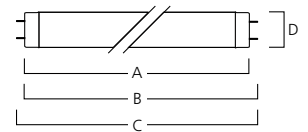
FEATURES

- Full-spectrum high colour rendering T8 fluorescent lamp
- Colour rendering: Ra98/Class 1A
- Colour temperature of 6500K (daylight characteristic)

APPLICATIONS

- For all applications where natural colour rendering is required
- Supports the treatment of Seasonal Affective Disorder (Winter Depression) SAD

	A	B	B	C	D
	max	min	max	max	nom
15W	437	442	445	452	26
18W	590	595	597	604	26
36W	1199	1204	1207	1214	26
58W	1500	1505	1507	1514	26
70W	1764	1769	1771	1778	26



ACTIVA-SEASONAL AFFECTIVE DISORDER (SAD)

Code	Description	Nominal Lamp			CRI Group	Cap	Colour Temp	Luminous Flux	Packing Qty.
		Watt	Voltage	Current					
0002672	F15W/172 Activa	15W	55V	0.310A	1A	G13	6500K	700 lm	25
0002218	F18W/172 Activa	18W	57V	0.370A	1A	G13	6500K	1000 lm	25
0002219	F36W/172 Activa	36W	103V	0.430A	1A	G13	6500K	2300 lm	25
0002220	F58W/172 Activa	58W	110V	0.670A	1A	G13	6500K	3700 lm	25
0002188	F70W/172 Activa	70W	128V	0.700A	1A	G13	6500K	4600 lm	25



BLACKLIGHT

BL350 Linear & Circline



FEATURES

- Lamps emit UV-radiation between 315nm and 400nm with a peak at 352nm.
- The 352nm wavelength attracts insects, mainly flies and mosquitos.
- Equivalent to other fluorescent lamps for all electrical and physical characteristics

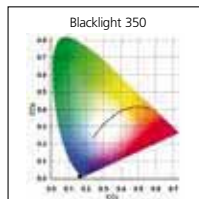
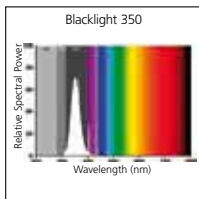
DIRECTIONS FOR USE

- Maximum exposure limits are set by EN60335-2-59:1997 at an effective 1,0 milliWatt per metre squared (1,0 mW/m²) measured at a distance of 1 metre – originally based on the recommendations of the National Radiological Protection Board in the UK. The irradiance value for a single BL-lamp measured without reflector and/or fixture, in free air at 25 celsius, is varying between 0,2 and 0,4 mW/m² depending on the wattage.

	A	B	B	C	D
	max	min	max	max	nom
4W	136	141	143	150	16
6W	212	217	219	226	16
8W	288	293	295	303	16
11W	212	217	219	226	16
15WT5	288	293	295	303	16
15WT8	437	442	445	452	26
25WT8 18"	437	442	445	452	26
15WT12 15"	-	-	-	375	38
20WT12 24"	590	595	597	604	38
40WT12 24"	590	595	597	604	38
40WT12 48"	1199	1204	1207	1214	38

APPLICATIONS

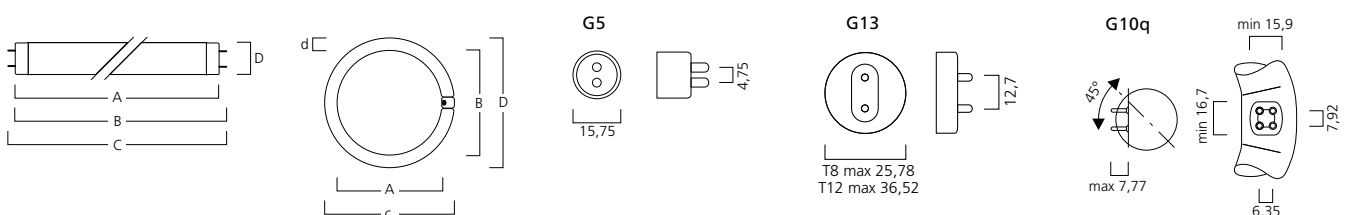
- Insect traps
- Diazo printing machines
- Photo Polymerisation
- Chemical processing
- Mineral detection
- Various technical applications



	A	A	B	B	C or D	C or D	d	d
	min	max	min	max	min	max	min	max
22W	149	156	148	157	203	216	26	31
32W	149	156	148	157	203	216	26	31

BLACKLIGHT BL350 LINEAR & CIRCLINE

Ordering Code	Item description	Watt	Volt	Current	Cap	Packing Quantity
0000007	F4 T5 BL350	4W	29V	0,170A	G5	50
0000017	F6 T5 BL350	6W	42V	0,160A	G5	25
0000023	F8 T5 BL350	8W	56V	0,145A	G5	25
0000384	F11 T5 BL350	11W	34V	0,350A	G5	25
0000045	F15 T5 BL350	15W	44V	0,310A	G5	200
0000076	F15 T8 BL350	15W	55V	0,310A	G13	25
0002165	F25 T8 BL350 18"	25W	38V	0,600A	G13	25
0022918	F15 T12 BL350 500PH 15"	22W	57V	0,500A	G13	30
0000359	F20 T12 BL350 24"	20W	57V	0,370A	G13	25
0001635	F40 T12 BL350 24"	40W	47V	0,880A	G13	25
0000185	F40 T12 BL350 48"	40W	103V	0,430A	G13	25
0000489	FC22 BL350 8"	22W	62V	0,400A	G10q	12
0000455	FC32 BL350 8"	32W	57V	0,480A	G10q	12



BLACKLIGHT

BL350 Compact



FEATURES

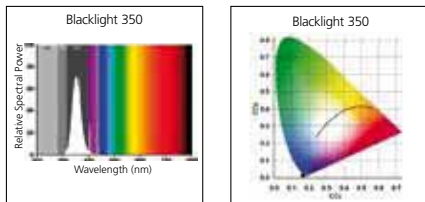
- Lamps emit UV-radiation between 315nm and 400nm with a peak at 352nm.
- The 352nm wave length attracts insects, mainly flies and mosquitoes.
- Equivalent to other fluorescent lamps for all electrical and physical characteristics

APPLICATIONS

- Insect traps
- Nail curing
- Diazo printing machines
- Photo Polymerisation
- Chemical processing
- Mineral detection
- Various technical applications

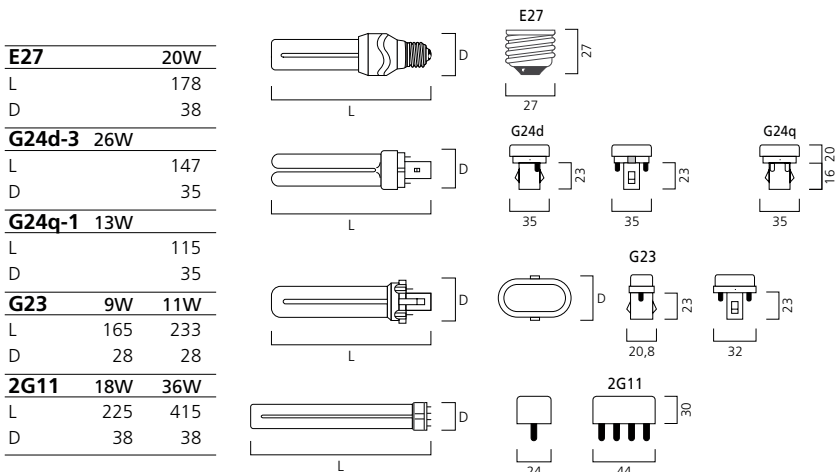
DIRECTIONS FOR USE

- Maximum exposure limits are set by EN60335-2-59:1997 at an effective 1,0 milliWatt per metre squared (1,0 mW/m²) measured at a distance of 1 metre – originally based on the recommendations of the National Radiological Protection Board in the UK. The irradiance value for a single BL-lamp measured without reflector and/or fixture, in free air at 25 celsius, is varying between 0,2 and 0,4 mW/m² depending on the wattage.



BLACKLIGHT BL350 COMPACT

Ordering Code	Item description	Watt	Volt	Current	Cap	Length mm	Packing Quantity
0028318	Mini-Lynx 20W BL350 Longlife	20W	230V	0,160A	E 27	178	20
0025275	LYNX-S BL355 9W	9W	60V	0,170A	G23	165	50
0025276	LYNX-S BL350 9W	9W	60V	0,170A	G23	165	50
0025277	LYNX-S BL350 11W	11W	91V	0,155A	G23	233	50
0025158	LYNX-DE BL350 13W	13W	91V	0,175A	G24q-1	115	50
0025454	LYNX-D BL350 26W	26W	105V	0,325A	G24d-3	147	50
0025239	LYNX-L BL350 18W	18W	58V	0,375A	2G11	225	10
0025247	LYNX-L BL350 36W	36W	106V	0,435A	2G11	415	10



BLACKLIGHT

BL368 Linear & Circline



FEATURES

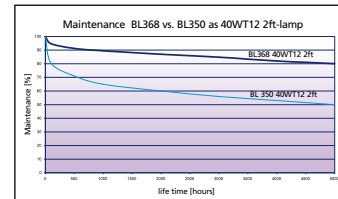
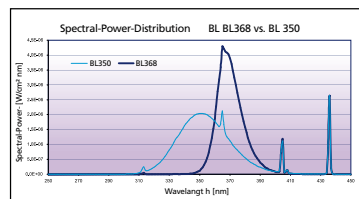
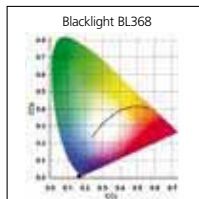

- BL368 tubes emit an upgraded highly concentrated radiation with peak around 368 nm. Flying insects eye sensitivity is generally at or near this frequency
- 100% improvement in effectiveness (at 368nm)
- Depreciation of UV-A output over time is significantly reduced (80% at 5000hrs of original 100 hour output)
- Performs longer and better throughout the insect season
- Same shape, structural and electrical characteristics and control circuits as standard T12, T8 or T5 tubes

APPLICATIONS

- Insect traps, insect attraction is strongly increased
- Restaurants, kitchens, food shops, supermarkets
- Diazo printing machines
- Photo Polymerisation
- Chemical processing
- Mineral detection
- Various technical applications

DIRECTIONS FOR USE

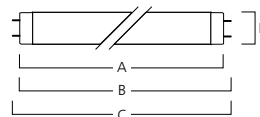
- Maximum exposure limits are set by EN60335-2-59:1997 at an effective 1,0 milliWatt per metre squared (1,0 mW/m²) measured at a distance of 1 metre – originally based on the recommendations of the National Radiological Protection Board in the UK. The irradiance value for a single BL368-lamp measured without reflector and/or fixture, in free air at 25 celsius, is varying between 0,2 and 0,4 mW/m² depending on the wattage.



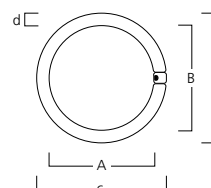
BLACKLIGHT BL368 LINEAR & CIRCLINE

Ordering Code	Item description	Watt	Volt	Current	Cap	Cap to Cap Length mm	Packing Quantity
000082	F15 T8 BL368	15W	55V	0,310A	G13	437	25
0002166	F25 T8 BL368 18"	25W	38V	0,600A	G13	452	25
0000361	F20 T12 BL368 24"	20W	57V	0,370A	G13	590	25
0001638	F40 T12 BL368 24"	40W	47V	0,880A	G13	590	25
0000456	FC22 T12 BL368	22W	62V	0.400A	G10q	216	12

	A max	B min	B max	C max	D nom
15WT8	437	442	445	452	26
20W 24"	590	595	597	604	26
40W 24"	590	595	597	604	26



	A min	A max	B min	B max	Cor D min	Cor D max	d min	d max
22W	149	156	148	157	203	216	26	31



BLACKLIGHT

BL368 Compact

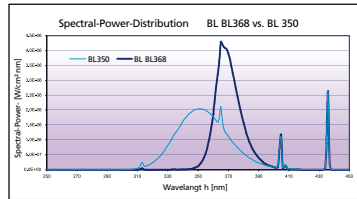
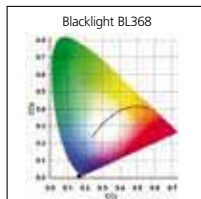



FEATURES

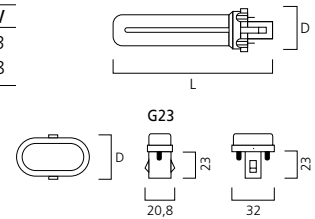
- These BL368 tubes emit an upgraded highly concentrated radiation with peak around 368 nm. Flying insect's eye sensitivity is generally at or near this frequency
- 100% improvement in effectiveness (at 368nm)
- Depreciation of UV-A output over time is significantly reduced (80% at 5000hrs of original 100 hour output)
- Performs longer and better throughout the insect season

DIRECTIONS FOR USE

- Maximum exposure limits are set by EN60335 2-59:1997 at an effective 1,0 milliWatt per metre squared (1,0 mW/m²) measured at a distance of 1 metre – originally based on the recommendations of the National Radiological Protection Board in the UK. The irradiance value for a single BL BL368-lamp measured without reflector and/or fixture, in free air at 25 celsius, is varying between 0,2 and 0,4 mW/m² depending on the wattage.



G23	9W	11W
L	165	233
D	28	28



BLACKLIGHT BL368 COMPACT

Ordering Code	Item description	Watt	Volt	Current	Lamp Colour	Cap	Cap to Cap Length mm	Packing Quantity
0025411	Lynx-s BL368	9W	60V	0,170A	BL368-365nm	G23	165	50



BLACKLIGHT

BL350 & BL368 FEP Toughcoat™

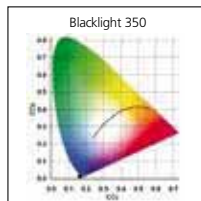
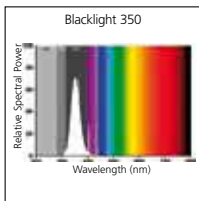


FEATURES

- Excellent fragment retention in the event of breakage
- The protective FEP coating meets the IEC60068-2-75 Pendulum Hammer test (5 Joule) and the 4m drop test, demonstrating excellent glass retention in the event of accidental lamp breakage
- The 97% UV-A transmission of FEP maintains maximum insect attraction
- No discoloration or yellowing of shatter resistant coating during the entire lamp life (> 10,000 hrs)
- The FEP material does not degrade during life. Versions employing PET coatings become brittle, and may not contain fragments. PET is also less transparent for UV-radiation
- The coating withstands up to 200°C in both open and enclosed IP65 fittings. The melting temperature is 260°C
- Meets all necessary regulations for resistance to heat and fire, and does not support combustion when exposed to naked flame or excessive heat. It passes the 850°C Glow Wire Test
- Satisfies the requirements of the International Food Standard (IFS 2004)
- FDA approved, in compliance with 21CFR177.1550 Regulatory Compliance Status
- Satisfies the requirements of the BRC (British Retail Consortium) leading supermarkets global standard. In paragraph 3.2.2.6.2 it states "All bulbs and strip lights, including those on electric fly killer units, where they constitute a risk to products, shall be protected by shatterproof plastic diffusers, sleeve covers or with a shatterproof protective coating"

APPLICATIONS

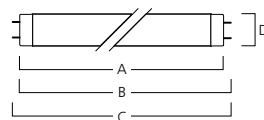
- Insect attraction in restaurants, kitchens, food shops, supermarkets
- Food processing plants
- Pharmaceutical industry
- The risk of glass and mercury contamination is strongly decreased
- Help to avoid injury and loss of production time



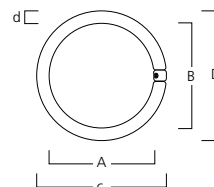
BLACKLIGHT BL350 & BL368 FEP TOUGHCOAT™

Code	Item description	Watt	Volt	Current	Lamp Colour	Cap	Cap to Cap Length mm	Packing Quantity
Blacklight BL350 - FEP Toughcoat™								
0000133	F15W T8 BL350 Toughcoat™	15W	55V	0,310A	BL350	G13	437	25
0000127	F20W T12 BL350 Toughcoat™	20W	57V	0,370A	BL350	G13	590	25
0000128	F40W T12 2ft BL350 Toughcoat™	40W	47V	0,880A	BL350	G13	590	25
0000121	F40W T12 4ft BL350 Toughcoat™	40W	103V	0,430A	BL350	G13	1199	25
0000132	FC22W BL350 Toughcoat™	22W	62V	0,400A	BL350	G10q	216	12
Blacklight BL368 - FEP Toughcoat™								
0000124	F15W T8 BL368 Toughcoat™	15W	55V	0,310A	BL368	G13	437	25
0000125	F20W T12 BL368 Toughcoat™	20W	57V	0,370A	BL368	G13	590	25
0000126	F40W T12 2ft BL368 Toughcoat™	40W	47V	0,880A	BL368	G13	590	25

	A max	B min	B max	C max	D nom
15WT8	437	442	445	452	26
20W	590	595	597	604	26
40W/2ft	590	595	597	604	26
40W	1199	1204	1207	1214	26



	A min	A max	B min	B max	Cor D min	Cor D max	d min	d max
22W	149	156	148	157	203	216	26	31



GERMICIDAL LINEAR



FEATURES

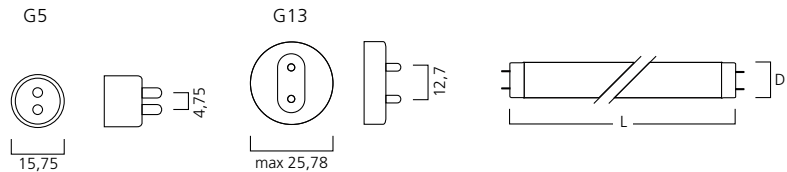
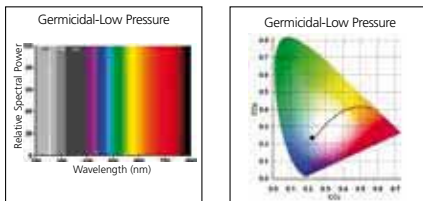
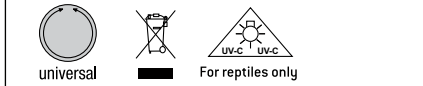
- Lamps radiate more than 85% of their energy in the UV-C spectrum at 253.7nm
- Shape, electrical characteristics and lighting circuits are similar to general fluorescent lamps
- The majority of germicidal lamps operate most efficiently in still air at an ambient temp. of 25°
- All lamps are Ozone Free

APPLICATIONS

- Water purification
- Destruction of bacteria, viruses, mould spores and other micro-organisms
- Sterilisation of air, gases, liquids and surfaces
- Typical application areas are hospitals, dairies, bakeries, breweries
- Disinfection of drinking water, swimming pools, air conditioning systems
- Industrial graphic equipment.
- Fluorescent effects
- Mineral detection
- Erasing EEPROM memories

DIRECTIONS FOR USE

- The radiation from these lamps is very harmful to eyes and skin. Always protect your eyes and skin against radiation.
- Germicidal lamps must only be used in appropriate equipment and applications.
- When using UV-C emitting lamps, the official reference guides and the current industrial safety guideline must be followed.
- Maximum Permissible Exposure Time (MPET) can be established for a given range of wavelengths. For example: 1 minute/day at a distance of 30cm.
- Germicidal lamps emit UV-C radiation and must not be used for general lighting purposes.



GERMICIDAL LINEAR

Ordering Code	Item description	Watt	Volt	Current	UV output at 25° C W	Cap	Life	Packing Quantity
0002328	G4 T5	4W	29V	0.170A	0.8	G5	6000 hrs	50
0002216	G6 T5	6W	42V	0.160A	1.7	G5	6000 hrs	50
0000501	G8T5	8W	56V	0.145A	2.5	G5	6000 hrs	24
0000507	G11 T5	11W	37V	0,330A	2,2	G5	8000 hrs	50
0000508	G16 T5	16W	50V	0,350A	3,2	G5	8000 hrs	24
0002482	G10 T8	10W	46V	0.230A	2.6	G13	6000 hrs	10
0000502	G15 T8	15W	55V	0.310A	4.9	G13	8000 hrs	24
9000526	G25 T8	25W	46V	0.600A	6.9	G13	8000 hrs	24
0000503	G30 T8	30W	96V	0.365A	13.4	G13	8000 hrs	24
0000504	G36 T8	36W	103V	0.430A	15.5	G13	8000 hrs	20
0002208	G55 T8	55W	83V	0.770A	18.0	G13	8000 hrs	96
0002217	G58 T8	58W	110V	0.670A	20.0	G13	5000 hrs	12
9002500	G20 T10	20W	58V	0.360A	7.5	G13	8000 hrs	10
9002327	G40 T10	40W	106V	0.420A	19.8	G13	8000 hrs	10

	G4T5 4W	G6T5 6W	G8T5 8W	G11T5 11W	G16T5 16W	G10T8 10W	G15T8 15W	G25T8 25W	G30T8 30W	G36T8 36W	G55T8 55W	G58T8 58W	G20T10 20W	G40T10 40W
L	136	212	288	212	288	330	437	436	894	1198	893	1500	590	1199
D	16	16	16	16	16	26	26	26	26	26	26	26	34	34

GERMICIDAL COMPACT



FEATURES

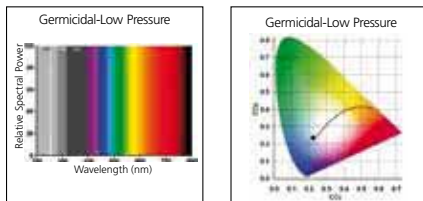
- Lamps radiate more than 85% of their energy in the UV-C spectrum at 253.7nm
- Shape, electrical characteristics and lighting circuits are similar to general fluorescent lamps
- The majority of germicidal lamps operate most efficiently in still air at an ambient temp. of 25°
- All lamps are Ozone Free
- GTL3 replaces older G4S11 types

APPLICATIONS

- Water purification
- Destruction of bacteria, viruses, mould spores and other microorganisms
- Sterilisation of air, gases, liquids and surfaces
- Typical application areas are hospitals, dairies, bakeries, breweries
- Disinfection of drinking water, swimming pools, air conditioning systems
- Industrial graphic equipment
- Fluorescent effects
- Mineral detection
- Erasing EPROM memories

DIRECTIONS FOR USE

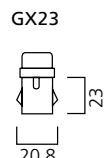
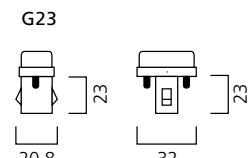
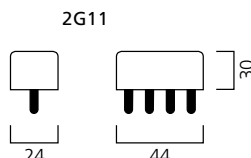
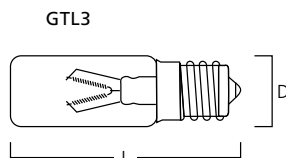
- The radiation from these lamps is very harmful to eyes and skin. Always protect your eyes and skin against radiation.
- Germicidal lamps must only be used in appropriate equipment and applications.
- When using UV-C emitting lamps, the official reference guides and the current industrial safety guideline must be followed.
- Maximum Permissible Exposure Time (MPET) can be established for a given range of wavelengths. For example: 1 minute/day at a distance of 30cm.
- Germicidal lamps emit UV-C radiation and must not be used for general lighting purposes.



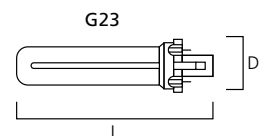
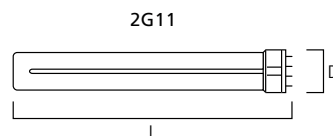
GERMICIDAL COMPACT

Ordering Code	Item description	Watt	Voltage	Current	UV output at 25° C W	Cap	Life	Packing Quantity
9002460	GTL 3	3W	10.5V	0.300A	0.16	E17	2000 hrs	50
0025046	G5 Lynx-S	5W	35V	0.180A	1.0	G23	8000 hrs	10
0025050	G9 Lynx-S	9W	59V	0.170A	2.4	G23	8000 hrs	10
0025051	G11 Lynx-S	11W	89V	0.160A	3.6	G23	8000 hrs	10
0025047	G13 Lynx-S	13W	59V	0.285A	3.4	GX23	8000 hrs	10
0025049	G18 L	18W	58V	0.375A	5.5	2G11	8000 hrs	25
0025048	G36 L	36W	106V	0.435A	12.0	2G11	8000 hrs	25
0025045	G55 L	55W	103V	0.540A	17.0	2G11	8000 hrs	25

2G11	18W	36W
L	225	415
D	38	38



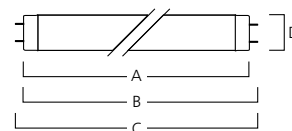
G23	5W	7W	9W	11W	13W
L	105	134	165	233	233
D	28	28	28	28	28



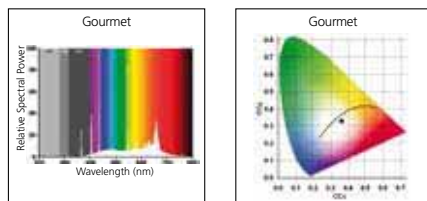
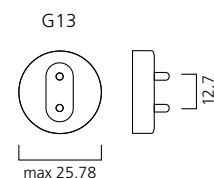
GOURMET 175



- Special T8 fluorescent lamps to display meat products
- The perfect lighting for butcher shops, restaurants and supermarkets
- Excellent colour rendering Class 1B (RA 80-89)
- Colour temperature 3700K
- Direct retrofit for all T8 Standard and T8 Luxline Plus lamps



	A	B	B	C	D
	max	min	max	max	nom
18W	590	595	597	604	26
30W	895	899	902	909	26
36W	1199	1204	1207	1214	26
58W	1500	1505	1507	1514	26
70W	1764	1769	1771	1778	26



GOURMET 175

Code	Item description	Watt	Voltage	Current	CRI	Cap	Colour Temp	Luminous Flux	Packing Qty.
0001810	F18W/175 Gourmet	18W	57V	0.370A	1B	G13	3700K	650 lm	25
0001971	F30W/175 Gourmet	30W	96V	0.365A	1B	G13	3700K	1100 lm	25
0001811	F36W/175 Gourmet	36W	103V	0.430A	1B	G13	3700K	1500 lm	25
0001812	F58W/175 Gourmet	58W	110V	0.670A	1B	G13	3700K	2400 lm	25
0002540	F70W/175 Gourmet	70W	128V	0.700A	1B	G13	3700K	2800 lm	25



FOOD STAR 176



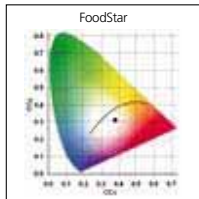
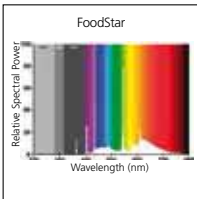
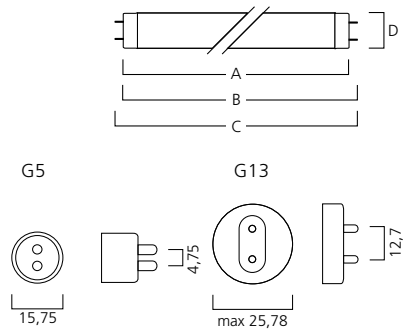
FEATURES

- Foodstar lamps feature a specially tailored spectrum that complements the natural colours of meats, breads and other food products
- Illuminates foods in their optimum colours for an irresistible presentation to the customer
- Truthful colour rendering does not disturb the natural colours of the products
- Manufactured in compliance with the DIN 10504 standard.

APPLICATIONS

- Perfect lighting of food products in butchers, bakeries and supermarkets

	A	B	B	C	D
	max	min	max	max	nom
14W	549	554	556	563	16
21W	849	854	856	863	16
28W	1149	1154	1156	1163	16
35W	1449	1454	1456	1463	16
36W	1199	1204	1207	1214	26
58W	1500	1505	1507	1514	26
36W/1m	970	974	977	984	26



FOOD STAR 176

Code	Item description	Watt	Voltage	Current	CRI	Cap	Colour Temp	Luminous Flux	Packing Qty.
0001819	FHE 21W T5 176 FOODSTAR	21W	126V	0,165A	84	G5	3500K	1050 lm	25
0001820	FHE 28W T5 176 FOODSTAR	28W	166V	0,170A	84	G5	3500K	1400 lm	25
0001821	FHE 35W T5 176 FOODSTAR	35W	205V	0,175A	84	G5	3500K	1750 lm	25
0001816	F36W T8 176 FOODSTAR	36W	103V	0,430A	84	G13	3500K	1800 lm	25
0001817	F36W T8 1M 176 FOODSTAR	36W	80V	0,560A	84	G13	3500K	1600 lm	25
0001818	F58W T8 176 FOODSTAR	58W	110V	0,670A	84	G13	3500K	2850 lm	25

